

Joint Commission International  
Accreditation Standards for

# Hospitals

Including Standards for Academic Medical Center Hospitals

6th Edition | Effective 1 July 2017

## **Joint Commission International**

A division of Joint Commission Resources, Inc.

The mission of Joint Commission International (JCI) is to improve the safety and quality of care in the international community through the provision of education, publications, consultation, and evaluation services. Joint Commission Resources educational programs and publications support, but are separate from, the accreditation activities of Joint Commission International. Attendees at Joint Commission Resources educational programs and purchasers of Joint Commission Resources publications receive no special consideration or treatment in, or confidential information about, the accreditation process.

© 2017 Joint Commission International

All rights reserved. No part of this publication may be reproduced in any form or by any means without written permission from the publisher.

Printed in the U.S.A. 5 4 3 2 1

Requests for permission to make copies of any part of this work should be mailed to


Permissions Editor  
Department of Publications  
Joint Commission Resources  
1515 W. 22nd Street  
Suite 1300W  
Oak Brook, IL 60523  
permissions@jcrinc.com

ISBN: 978-1-59940-989-4

Library of Congress Control Number: 2013948698

For more information about Joint Commission Resources, please visit <http://www.jcrinc.com>.

For more information about Joint Commission International, please visit <http://www.jointcommissioninternational.org>.



# Contents

---

|                                                                         |            |
|-------------------------------------------------------------------------|------------|
| Standards Advisory Panel.....                                           | v          |
| Introduction.....                                                       | 1          |
| General Eligibility Requirements.....                                   | 7          |
| Summary of Changes to the Manual .....                                  | 9          |
| <b>Section I: Accreditation Participation Requirements .....</b>        | <b>31</b>  |
| Accreditation Participation Requirements (APR).....                     | 33         |
| <b>Section II: Patient-Centered Standards .....</b>                     | <b>41</b>  |
| International Patient Safety Goals (IPSG) .....                         | 43         |
| Access to Care and Continuity of Care (ACC) .....                       | 57         |
| Patient and Family Rights (PFR).....                                    | 77         |
| Assessment of Patients (AOP).....                                       | 91         |
| Care of Patients (COP) .....                                            | 119        |
| Anesthesia and Surgical Care (ASC) .....                                | 141        |
| Medication Management and Use (MMU) .....                               | 155        |
| Patient and Family Education (PFE) .....                                | 173        |
| <b>Section III: Health Care Organization Management Standards .....</b> | <b>177</b> |
| Quality Improvement and Patient Safety (QPS).....                       | 179        |
| Prevention and Control of Infections (PCI) .....                        | 191        |
| Governance, Leadership, and Direction (GLD).....                        | 207        |
| Facility Management and Safety (FMS).....                               | 237        |
| Staff Qualifications and Education (SQE) .....                          | 257        |
| Management of Information (MOI) .....                                   | 285        |
| <b>Section IV: Academic Medical Center Hospital Standards .....</b>     | <b>301</b> |
| Medical Professional Education (MPE) .....                              | 303        |
| Human Subjects Research Programs (HRP) .....                            | 309        |
| Summary of Key Accreditation Policies .....                             | 317        |
| Glossary .....                                                          | 327        |
| Index.....                                                              | 339        |





# Standards Advisory Panel

---

John Øvretveit, BSc(hons), MPhil, PhD,  
CPsychol, CSci, MHSM (Chairperson)  
Stockholm, Sweden

Abdullah Mufareh Assiri, MD  
Riyadh, Saudi Arabia

María del Mar Fernández, MSc, PhD  
Madrid, Spain

Brigit Devolder, MS  
Leuven, Belgium

Samer Ellahham, MD, FACP, FACC, FAHA,  
FCCP, ASHCSH  
Abu Dhabi, UAE

Paul Hofmann, DrPH, FACHE  
California, USA

Johan Kips, MD, PhD  
Brussels, Belgium

Manish Kohli, MD, MPH, MBA  
Abu Dhabi, UAE

Lee Chien Earn, PhD  
Singapore

Harish Pillai, MD  
Kerala, India

Abdul Latif Sheikh, MS, RPh  
Karachi, Pakistan

Abha Shroff, MBBS, MD, DCP  
Mumbai, India

José Valverde Filho, MD  
Rio De Janeiro, Brazil





# Introduction

---

Joint Commission International (JCI) is proud to publish the 6<sup>th</sup> edition of the *Joint Commission International Accreditation Standards for Hospitals*. Each of the five previous editions have sought to reflect the most current thinking in patient safety practices and concepts to help accredited and nonaccredited organizations uncover their most pressing safety risks and advance their goals for continuous quality improvement. This tradition carries on with the 6<sup>th</sup> edition as it seeks to continue the work of making health care as safe as possible.

The *Joint Commission International Accreditation Standards for Hospitals* contain the standards, intents, measurable elements (MEs), a summary of changes for this edition of the JCI hospital standards, a summary of key accreditation policies and procedures, a glossary of terms, and an index. This introduction is designed to provide information on the following topics:

- The origin of these standards
- How the standards are organized
- How to use this standards manual
- What is new in this edition of the manual

If, after reading this publication, you have questions about the standards or the *accreditation* process, please contact JCI:

+1-630-268-7400  
JCIAccreditation@jcrinc.com

## How were the standards developed and refined for this 6<sup>th</sup> edition?

The JCI standards development process is a collaboration between JCI, accredited organizations, and experts in quality and safety. This new edition takes into account developments in the science of quality improvement and patient safety as well as the experiences of the organizations that used the 5<sup>th</sup> edition hospital standards to improve the safety and quality of care in their organizations.

The development process included the following:

- Focus groups with JCI–accredited organization leaders and other health care experts. These focus groups were conducted in 16 countries, in regions around the world.
- Review of the literature for current evidence-based practice and processes, and authoritative sources for industry guidelines, to support new and revised standards
- Input from experts and others with specific and relevant content knowledge, including JCI surveyors and consultants
- Discussion and guidance on the development and revision of the standards with the Standards Advisory Panel, a 13-member international panel composed of experts with extensive experience in various health care fields

- An online field review of the draft 6<sup>th</sup> edition standards sent to all accredited hospitals and JCI field staff and promoted through social media and the JCI website.

## How are the standards organized?

The standards are organized around the important functions common to all health care organizations. This approach is now the most widely used around the world and has been validated by scientific study, testing, and application.

The standards are grouped into three major areas: those related to providing patient care; those related to providing a safe, effective, and well-managed organization; and, for academic medical center hospitals only, those related to medical professional education and human subjects research programs. The standards apply to the entire organization as well as to each department, unit, or service within the organization. The survey process gathers standards compliance information throughout the **entire organization, and the accreditation decision is based on the organization's overall level of compliance.**

## What are the Academic Medical Center hospital standards and do they apply to my organization?

The Academic Medical Center (AMC) hospital standards were developed and first published in 2012 to recognize the unique resource such centers represent for health professional education and human subjects research in their community and country. This section of standards contains two chapters: Medical Professional Education (MPE) and Human Subjects Research Programs (HRP). Unless deliberately included in the quality framework, education and research activities often are the unnoticed partners in patient care quality monitoring and improvement. To address this concern, the standards in these two chapters present a framework for including medical education and research into the quality and patient safety activities of academic medical center hospitals.

Many health care organizations may consider themselves to be academic medical centers. However, only organizations that meet JCI's definition are required to comply with the standards present in the AMC section of the manual. Academic medical center hospital applicants must meet each of the following three criteria:

1. The applicant hospital is organizationally or administratively integrated with a medical school.
2. The applicant hospital is the principal site for the education of both *medical students* (undergraduates) and postgraduate medical specialty *trainees* (for example, residents or interns) from the medical school noted in criterion 1.
3. At the time of application, the applicant hospital is conducting *medical research* with approval and oversight by an Institutional Review Board (IRB) or research ethics committee.

All hospitals meeting the eligibility criteria must comply with the requirements in these two chapters (as well as the other requirements detailed in this manual) in order to be *accredited* by JCI.

Organizations with questions about their eligibility for Academic Medical Center hospital accreditation should contact JCI Accreditation's Central Office at [jciaccreditation@jcrinc.com](mailto:jciaccreditation@jcrinc.com).

## Are the standards available for the international community to use?

Yes. These standards are available for use by individual health care organizations and by public agencies seeking to improve the quality of patient care. To assist such organizations, JCI has provided a document that lists the standards (but not the intent statements and MEs) that can be downloaded at no cost from the JCI website.

The translation and use of the standards as published by JCI requires written permission.



## When there are national or local laws related to a standard, what applies?

When a concept is addressed by the JCI standards and by the laws or regulations of a national or local authority, **JCI requires that an organization follow whichever body has set the higher or stricter requirement.**

**For example,** JCI requires that organizations use two patient identifiers in a variety of processes. If the hospital's national standard requires the use of three identifiers, the hospital must consequently use three identifiers to meet the national standard which is stricter than JCI's standard. However, if that same national standard allows the use of bed number as an identifier—a practice JCI explicitly prohibits—the organization is prohibited from doing so. In this case, the organization would need to use three identifiers (the stricter national requirement) and would be prohibited from using bed number as an identifier (the stricter JCI requirement).

## How do I use this standards manual?

This international standards manual can be used to accomplish the following:

- Guide the efficient and effective management of a health care organization
- Guide the organization and delivery of patient care services and efforts to improve the quality and efficiency of those services
- Review the important functions of a health care organization
- Become aware of those standards that all organizations must meet to be accredited by JCI
- Review the compliance expectations of the standards as well as those of the additional requirements found in the associated intent
- Become aware of the accreditation policies and procedures and the accreditation process
- Become familiar with the terminology used in the manual

JCI requirements by category are described in detail below. JCI's policies and procedures are also summarized in this manual. Please note that these are neither the complete list of policies nor every detail of each policy. Current JCI policies are published on JCI's public website, [www.jointcommissioninternational.org](http://www.jointcommissioninternational.org).

## JCI Requirement Categories

JCI requirements are described in these categories:

- Accreditation Participation Requirements (APR)
- Standards
- Intents
- Measurable Elements (MEs)

### Accreditation Participation Requirements (APR)

The Accreditation Participation Requirements (APR) chapter is composed of specific requirements for participation in the *accreditation process* and for maintaining an accreditation award. Hospitals must be compliant with the APRs at all times during the accreditation process. However, APRs are not scored like standards during the on-site survey; hospitals are considered either compliant or not compliant with the APRs. When a hospital is not compliant with a specific APR, the hospital will be required to become compliant or risk losing accreditation.

### Standards

JCI *standards* define the performance expectations, structures, or functions that must be in place for a hospital to be accredited by JCI. JCI's standards are evaluated during the on-site survey.

### Intents

A standard's *intent* helps explain the full meaning of the standard. The intent describes the purpose and rationale of the standard, provides an explanation of how the standard fits into the overall program, sets

parameters for the requirement(s), and otherwise “paints a picture” of the requirements and goals. The bulleted lists in the intent statement are considered advisory and serve as a helpful explanation of practices that might meet the standard. Numbered or lettered lists in the intent statement include *required* elements that must be in place in order to meet the standard.

### Measurable Elements (MEs)

Measurable elements (MEs) of a standard indicate what is reviewed and assigned a score during the on-site survey process. The MEs for each standard identify the requirements for full compliance with the standard. The MEs are intended to bring clarity to the standards and help the organization fully understand the requirements, educate leadership, department/service leaders, health care practitioners, and staff about the standards, and guide the organization in accreditation preparation.

### Other Sections Included in This Manual

- General Eligibility Requirements
- Summary of Changes to the Manual
- Summary of Key Accreditation Policies
- Glossary
- Index

## What is new in this 6<sup>th</sup> edition of the manual?

There are many changes to this 6<sup>th</sup> edition of the hospital manual. A thorough review is strongly recommended. This 6<sup>th</sup> edition of the hospital manual includes a summary of changes to the manual immediately preceding the Accreditation Participation Requirements chapter. This summary identifies new standards, new measurable elements, an explanation of the changes, as well as text that has been edited from the 5<sup>th</sup> edition for the purpose of providing increased clarity and additional examples. Other changes to the hospital manual include:

- Updated and additional evidence-based references to support the new and revised standards. With this feature, JCI is continuing to provide support for its standards by citing important evidence that provides assistance with compliance. References of various types—from clinical research to practical guidelines—are cited in the text of the standard’s intent and are listed at the end of the applicable standard chapter.
- Modifications to the APR chapter.
- A © icon added after the standard text in some standards, such as some new standards in the 6<sup>th</sup> edition. As in the 5<sup>th</sup> edition, some standards require the hospital to have a *policy*, procedure, or other type of written document for specific processes. Those standards are indicated by a © icon after the standard text. All written policies, procedures, and programs will be scored together at MOI.8 and MOI.8.1.
- More examples added to many standards’ intents to better illustrate expectations for compliance. To make the examples more apparent to the user, the term **for example** is printed in bold text.
- Definitions of key terms used throughout the manual have been created or updated, and text including those terms has been reevaluated and revised to ensure that terminology is correct and clear. Many terms are defined within intents; look for these key terms in italics (**for example**, *leadership*). All key terms are defined in the glossary in the back of this edition.
- Chapter overviews and lists of “standards only” have returned to this edition and are presented at the beginning of each chapter.

## How frequently are the standards updated?

Information and experience related to the standards will be gathered on an ongoing basis. If a standard no longer reflects contemporary health care practice, commonly available technology, quality management practices, and so forth, it will be revised or deleted. It is current practice that the standards are revised and published approximately every three years.

## What does the “effective” date on the cover of this 6<sup>th</sup> edition of the standards manual mean?

The “effective” date found on the cover means one of two things:

1. For hospitals accredited under the 5<sup>th</sup> edition of the standards, this is the date by which they now must be in full compliance with all the standards in the 6<sup>th</sup> edition. Standards are published at least six months in advance of the effective date to provide time for organizations to come into full compliance with the revised standards by the time they are effective.
2. For hospitals seeking accreditation for the first time, the effective date indicates the date after which all surveys and *accreditation decisions* will be based on the standards of the 6<sup>th</sup> edition. Any survey and accreditation decisions before the effective date will be based on the standards of the 5<sup>th</sup> edition.





# General Eligibility Requirements

---

Any hospital may apply for Joint Commission International (JCI) accreditation if it meets all the following criteria:

- The hospital is located outside of the United States and its territories.
- The hospital is currently operating as a health care provider in the country, is licensed to provide care and treatment as a hospital (if required), and, at minimum, does the following:
  - Provides a complete range of *acute care* clinical services—diagnostic, curative, and rehabilitative.
  - In the case of a specialty hospital, provides a defined set of services, such as pediatric, eye, dental, and psychiatry, among others.
  - For all types of hospitals, provides services that are available 365 days per year; ensures all direct patient care services are operational 24 hours per day, 7 days per week; and provides ancillary and support services as needed for emergent, urgent, and/or emergency needs of patients 24 hours per day, 7 days per week (such as diagnostic testing, laboratory, and operating theatre, as appropriate to the type of acute care hospital).
- The hospital provides services addressed by the current JCI accreditation standards for hospitals.
- The hospital assumes, or is willing to assume, responsibility for improving the quality of its care and services.
- The hospital is open and in *full operation*, admitting and discharging a volume of patients that will permit the complete evaluation of the implementation and sustained compliance with all current JCI accreditation standards for hospitals.
- The hospital meets the conditions described in the current Accreditation Participation Requirements (APRs).

Academic medical center hospital applicants must meet each of the criteria above in addition to the following three criteria:

- 1) The applicant hospital is organizationally or administratively integrated with a medical school.
- 2) The applicant hospital is the *principal site* for the education of both *medical students* (undergraduates) and postgraduate medical specialty *trainees* (**for example**, residents or interns) from the medical school noted in criterion 1.
- 3) At the time of application, the applicant hospital is conducting *medical research* with approval and oversight by an Institutional Review Board (IRB) or research ethics committee.

## Definitions

### Full operation

- The hospital accurately identifies the following in its electronic application (E-App) at the time of application:
  - All clinical services currently provided for inpatients and outpatients. (Those clinical services that are planned and thus not identified in the E-App and begin operations at a later time will require a separate extension survey to evaluate those services.)

- Utilization statistics for clinical services showing consistent inpatient and outpatient activity levels and types of services provided for at least four months or more prior to submission of the E-App
- All inpatient and outpatient clinical services, units, and departments identified in the E-App are available for a comprehensive evaluation against all relevant JCI standards for hospitals currently in effect, consistent with JCI's normal survey process for the size and type of organization (see, **for example**, the current JCI hospital survey process guide), such as
  - patient tracer activities, including individual patient and *system tracers*;
  - open and closed medical record review;
  - direct observation of patient care processes;
  - interviews with patients; and
  - interviews with medical students/trainees.

Contact JCI Accreditation prior to submitting an E-App to discuss the criteria and validate whether the hospital meets the above criteria for “in full operation” at least four months or more prior to submitting its E-App and at its initial survey. JCI may request documentation of the hospital's utilization statistics prior to accepting the E-App or conducting the on-site survey. In addition, JCI will not begin an on-site survey, may discontinue an on-site survey, or may cancel a scheduled survey when it determines the hospital is not “in full operation.”

### Principal site

Principal site means the hospital provides the majority of medical specialty programs for postgraduate medical trainees (**for example**, residents or interns) and not just one specialty, as in a single-specialty hospital (**for example**, an ophthalmologic hospital, dental hospital, or orthopedic hospital).

### Medical research

Medical research conducted at the academic medical center hospital represents varied medical areas or specialties within the institution and includes basic, clinical, and health services research. Such research may include clinical trials, therapeutic interventions, development of new medical technologies, and outcomes research, among others. Hospitals that primarily conduct non-human subjects research and/or research exempt from review by an IRB or research ethics committee, such as medical record review studies, case studies, and research involving data/specimens without individually identifiable information, do not meet criterion 3 of the academic medical center hospital eligibility criteria.

**Note:** If in its reasonable discretion JCI determines that the applicant does not meet the eligibility criteria for the Hospital/Academic Medical Center Hospital accreditation program, JCI will not accept the application or will not process the application for accreditation from the hospital and will notify the hospital of its decision.



# Summary of Changes to the Manual

---

The following table summarizes key changes to standards in the 6<sup>th</sup> edition of the *Joint Commission International Accreditation Standards for Hospitals*. Several of the standards in the table have requirement changes (compared to their 5<sup>th</sup> edition versions), some standards are new to the 6<sup>th</sup> edition, and many standards have no requirement changes but were revised for the purpose of clarifying expectations, combining similar requirements, and/or providing additional examples in the intents.

The table includes each standard's current number in the 6<sup>th</sup> edition as well as its number from the 5<sup>th</sup> edition. In some cases, the number has changed (**for example**, a standard may have moved to a new location in the 6<sup>th</sup> edition or two standards may now be combined into one). In addition, a description of changes is provided, and if the standard has new measurable elements or is a new standard, a checkmark appears in one of the last two columns.

The changes to this 6<sup>th</sup> edition of the hospital standards were influenced and guided by several sources, including

- suggestions from JCI-accredited organizations, JCI surveyors and consultants, and the JCI Standards Advisory Panel for patient safety and quality of care issues not addressed in the 5<sup>th</sup> edition hospital standards;
- communications with JCI-accredited organizations, JCI surveyors and consultants, and JCI staff regarding the need for clarification of requirements and expectations for specific standards; and
- evolving health care practices and the changing health care environment.

| 6 <sup>th</sup> Edition Standard(s) Number | Previous 5 <sup>th</sup> Edition Standard(s) Number | Description of Changes                                                                                                                                                                                                                                                                                                                                                                                                                                                                            | New Standard | New ME(s) |
|--------------------------------------------|-----------------------------------------------------|---------------------------------------------------------------------------------------------------------------------------------------------------------------------------------------------------------------------------------------------------------------------------------------------------------------------------------------------------------------------------------------------------------------------------------------------------------------------------------------------------|--------------|-----------|
| IPSG.1                                     | IPSG.1                                              | <ul style="list-style-type: none"> <li>• Adds language to the intent to clarify that the two identifiers used in the outpatient departments may be different from those used in the inpatient departments</li> <li>• Combines the requirements of ME 2 and ME 3 from the 5<sup>th</sup> edition into ME 2 (6<sup>th</sup> edition)</li> <li>• Changes ME 3 to clearly identify the requirement for hospitals to ensure the correct identification of patients in special circumstances</li> </ul> |              |           |

| 6 <sup>th</sup> Edition Standard(s) Number | Previous 5 <sup>th</sup> Edition Standard(s) Number | Description of Changes                                                                                                                                                                                                                                                                                                                                                                                                                                                                                                                                                                                                                                                                                                                                                                                                                                                                                                                                                                                                                                                                         | New Standard | New ME(s) |
|--------------------------------------------|-----------------------------------------------------|------------------------------------------------------------------------------------------------------------------------------------------------------------------------------------------------------------------------------------------------------------------------------------------------------------------------------------------------------------------------------------------------------------------------------------------------------------------------------------------------------------------------------------------------------------------------------------------------------------------------------------------------------------------------------------------------------------------------------------------------------------------------------------------------------------------------------------------------------------------------------------------------------------------------------------------------------------------------------------------------------------------------------------------------------------------------------------------------|--------------|-----------|
| IPSG.2 through IPSG.2.2                    | IPSG.2 through IPSG.2.2                             | <ul style="list-style-type: none"> <li>• Clarifies in IPSG.2.2, ME 2 that standardized forms, tools, <i>or</i> methods are used to support the handover process</li> <li>• Adds language to IPSG.2.2, ME 3 to specify that <i>adverse event</i> data are tracked and used to identify improvements for handover communications</li> </ul>                                                                                                                                                                                                                                                                                                                                                                                                                                                                                                                                                                                                                                                                                                                                                      |              |           |
| IPSG.3 and IPSG.3.1                        | IPSG.3 and IPSG.3.1                                 | <ul style="list-style-type: none"> <li>• Revises language in the intent to clarify the definition of high-alert medications</li> <li>• Revises MEs in IPSG.3 to separate requirements for high-alert medications from look-alike/sound-alike medications for clarification purposes</li> </ul>                                                                                                                                                                                                                                                                                                                                                                                                                                                                                                                                                                                                                                                                                                                                                                                                 |              |           |
| IPSG.4 and IPSG.4.1                        | IPSG.4 and IPSG.4.1                                 | <ul style="list-style-type: none"> <li>• In IPSG.4, moves ME 3 (5<sup>th</sup> edition) to ME 1 and adds <i>blood products</i> and <i>implantable medical devices</i> as items to verify as part of the preoperative verification process</li> <li>• Clarifies requirement in IPSG.4.1, ME 1 that completion of the time-out is to be documented and includes a cross-reference to MOI.11.1 as well as language in the intent to clarify the expectation that the documentation include the date and time the time-out was completed</li> <li>• Introduces new requirement at IPSG.4.1, ME 2 for a sign-out process following surgical/invasive procedures</li> <li>• Moves requirements of previous IPSG.4.1, ME 2 (5<sup>th</sup> edition) into a lettered list, a) through c) in the intent, which are the components of the time-out process and now required in IPSG.4.1, ME 1</li> <li>• Revises intent and provides additional examples for overall clarity; adds language to intent stating that an “X” may not be ideal for use as the mark for the surgical/invasive site</li> </ul> |              | ✓         |



| 6 <sup>th</sup> Edition Standard(s) Number | Previous 5 <sup>th</sup> Edition Standard(s) Number | Description of Changes                                                                                                                                                                                                                                                                                                                                                                                                                                                                                                                                                                                                                                                                                                                                                                                                                                                                                                                                                                                                                                                                                                                                                                                                                                                                                               | New Standard | New ME(s) |
|--------------------------------------------|-----------------------------------------------------|----------------------------------------------------------------------------------------------------------------------------------------------------------------------------------------------------------------------------------------------------------------------------------------------------------------------------------------------------------------------------------------------------------------------------------------------------------------------------------------------------------------------------------------------------------------------------------------------------------------------------------------------------------------------------------------------------------------------------------------------------------------------------------------------------------------------------------------------------------------------------------------------------------------------------------------------------------------------------------------------------------------------------------------------------------------------------------------------------------------------------------------------------------------------------------------------------------------------------------------------------------------------------------------------------------------------|--------------|-----------|
| IPSG.6 and IPSG.6.1                        | IPSG.6                                              | <ul style="list-style-type: none"> <li>• Separates IPSG.6 (5<sup>th</sup> edition) into two standards (IPSG.6 and IPSG.6.1) to address inpatients and outpatients separately</li> <li>• Adds language to IPSG.6, ME 1 to clarify that the fall risk assessment tools/methods being used are appropriate for the patients being served</li> <li>• Adds requirement to IPSG.6, ME 3 for patient fall risk interventions to be documented</li> <li>• Moves requirement for assessing outpatients for fall risk from IPSG.6, ME 1 (5<sup>th</sup> edition) to IPSG.6.1, ME 1 and modifies language to require screening outpatients for fall risk; adds language to clarify that tools/methods be appropriate for the patients being served</li> <li>• Eliminates requirement for ongoing assessment and reassessment of outpatients from IPSG.6, ME 2 (previously a partial requirement of the ME; 5<sup>th</sup> edition)</li> <li>• Moves requirement for implementing interventions for outpatients at risk for falls from IPSG.6, ME 2 to IPSG.6.1, ME 2 and modifies requirement such that interventions are implemented based on screening results; adds requirement that the screening and interventions be documented</li> <li>• Revises intent and provides additional examples for overall clarity</li> </ul> | ✓            |           |
| ACC.1                                      | ACC.1                                               | <ul style="list-style-type: none"> <li>• Adds new ME 3 requiring the hospital to address patient needs for transfer, referral, or assistance in obtaining other sources of care when the hospital's mission and resources do not match the needs of the patient; renumbers MEs accordingly</li> </ul>                                                                                                                                                                                                                                                                                                                                                                                                                                                                                                                                                                                                                                                                                                                                                                                                                                                                                                                                                                                                                |              | ✓         |
| ACC.1.1                                    | ACC.1.1                                             | <ul style="list-style-type: none"> <li>• Adds new ME 1 and language to the intent regarding the need to include early recognition of the signs and symptoms of communicable diseases to the triage process</li> <li>• Clarifies that a recognized triage process is used in the outpatient urgent/immediate care settings as well as the emergency department</li> </ul>                                                                                                                                                                                                                                                                                                                                                                                                                                                                                                                                                                                                                                                                                                                                                                                                                                                                                                                                             |              | ✓         |

| 6 <sup>th</sup> Edition Standard(s) Number | Previous 5 <sup>th</sup> Edition Standard(s) Number | Description of Changes                                                                                                                                                                                                                                                                                                                                                                                                                                                                                  | New Standard | New ME(s) |
|--------------------------------------------|-----------------------------------------------------|---------------------------------------------------------------------------------------------------------------------------------------------------------------------------------------------------------------------------------------------------------------------------------------------------------------------------------------------------------------------------------------------------------------------------------------------------------------------------------------------------------|--------------|-----------|
| ACC.2.2                                    | ACC.2.2                                             | <ul style="list-style-type: none"> <li>• Adds ME 1 and language to the standard and intent regarding the need to educate and orient the patient and family to the inpatient ward when the patient is admitted</li> </ul>                                                                                                                                                                                                                                                                                |              | ✓         |
| ACC.2.2.1                                  | ACC.2.2.1                                           | <ul style="list-style-type: none"> <li>• Adds a policy symbol to the standard</li> <li>• Revises language in the intent to clarify requirements</li> <li>• Eliminates ME 3 (5<sup>th</sup> edition) as the requirement is now covered in ME 2 (6<sup>th</sup> edition)</li> <li>• Separates out the requirement for implementing a time limit on boarding patients waiting for inpatient beds into ME 3 (6<sup>th</sup> edition), which was previously part of ME 2 (5<sup>th</sup> edition)</li> </ul> |              |           |
| ACC.2.3 and ACC.2.3.1                      | ACC.2.3 and ACC.2.3.1                               | <ul style="list-style-type: none"> <li>• Revises language in standards, intent, and MEs for clarification purposes</li> </ul>                                                                                                                                                                                                                                                                                                                                                                           |              |           |
| ACC.4                                      | ACC.4                                               | <ul style="list-style-type: none"> <li>• Moves requirements of ACC.6, MEs 1 and 2 (5<sup>th</sup> edition) to ACC.4, MEs 5 and 6 (6<sup>th</sup> edition)</li> <li>• Adds language to the intent from ACC.6 (5<sup>th</sup> edition) to clarify expectations</li> <li>• Revises language in ME 3 to clarify requirement</li> </ul>                                                                                                                                                                      |              |           |
| ACC.4.3.1                                  | ACC.4.3.1                                           | <ul style="list-style-type: none"> <li>• Adds new ME 1 and renumbers MEs accordingly</li> <li>• Adds language to ME 2 (6<sup>th</sup> edition) to clarify requirement</li> </ul>                                                                                                                                                                                                                                                                                                                        |              | ✓         |
| ACC.4.4                                    | ACC.4.4                                             | <ul style="list-style-type: none"> <li>• Revises language in intent and MEs 2 and 3 for clarification purposes</li> </ul>                                                                                                                                                                                                                                                                                                                                                                               |              |           |
| ACC.6                                      | ACC.6                                               | <ul style="list-style-type: none"> <li>• Moves requirements of MEs 1 and 2 (5<sup>th</sup> edition) to ACC.4, MEs 5 and 6 (6<sup>th</sup> edition)</li> <li>• Adds new ME 3 requiring staff who provide patient care during transport to have the qualifications required for the type of patient being transferred</li> <li>• Renumbers MEs accordingly</li> </ul>                                                                                                                                     |              | ✓         |
| PFR.1.1                                    | PFR.1.1                                             | <ul style="list-style-type: none"> <li>• Adds language to ME 1 to clarify requirement</li> </ul>                                                                                                                                                                                                                                                                                                                                                                                                        |              |           |
| PFR.1.2                                    | PFR.1.2                                             | <ul style="list-style-type: none"> <li>• Adds new ME 1 and language to the standard and intent related to providing care that is respectful and considerate of the patient's dignity and self-worth; renumbers MEs accordingly</li> </ul>                                                                                                                                                                                                                                                               |              | ✓         |

| 6 <sup>th</sup> Edition Standard(s) Number | Previous 5 <sup>th</sup> Edition Standard(s) Number | Description of Changes                                                                                                                                                                                                                                                                                                                                                                                                                                         | New Standard | New ME(s) |
|--------------------------------------------|-----------------------------------------------------|----------------------------------------------------------------------------------------------------------------------------------------------------------------------------------------------------------------------------------------------------------------------------------------------------------------------------------------------------------------------------------------------------------------------------------------------------------------|--------------|-----------|
| PFR.2                                      | PFR.2 and PFR.2.1                                   | <ul style="list-style-type: none"> <li>Combines PFR.2 and PFR.2.1 (5<sup>th</sup> edition) as requirements were interrelated</li> </ul>                                                                                                                                                                                                                                                                                                                        |              |           |
| PFR.2.1                                    | PFR.2.2                                             | <ul style="list-style-type: none"> <li>Renumbers PFR.2.2 (5<sup>th</sup> edition)</li> </ul>                                                                                                                                                                                                                                                                                                                                                                   |              |           |
| PFR.2.2                                    | PFR.2.3                                             | <ul style="list-style-type: none"> <li>Renumbers PFR.2.3 (5<sup>th</sup> edition); there is no PFR.2.3 in the 6<sup>th</sup> edition</li> </ul>                                                                                                                                                                                                                                                                                                                |              |           |
| PFR.4                                      | PFR.4                                               | <ul style="list-style-type: none"> <li>Adds ME 1 to reflect the same language as the standard statement and clarify expectations; renumbers MEs accordingly</li> <li>Combines requirements of ME 3 (5<sup>th</sup> edition) with ME 2 (6<sup>th</sup> edition)</li> </ul>                                                                                                                                                                                      |              | ✓         |
| PFR.5                                      | PFR.5                                               | <ul style="list-style-type: none"> <li>Adds language to the intent and ME 3 and adds a new ME 4 regarding information that must be communicated regardless of whether or not the organization uses a general consent process</li> </ul>                                                                                                                                                                                                                        |              | ✓         |
| PFR.5.1                                    | PFR.5.1                                             | <ul style="list-style-type: none"> <li>Combines requirements of PFR.5.1, ME 2 (5<sup>th</sup> edition) with PFR.5.1, ME 1 (6<sup>th</sup> edition)</li> <li>Adds new ME 2 regarding need to inform patients about informed consent process</li> <li>Moves ME 6 from PFR.5.2 (5<sup>th</sup> edition) to ME 6 of PFR.5.1 (6<sup>th</sup> edition)</li> </ul>                                                                                                    |              | ✓         |
| PFR.5.2                                    | PFR.5.2                                             | <ul style="list-style-type: none"> <li>Moves requirement of PFR.5.2, ME 6 (5<sup>th</sup> edition) to PFR.5.1, ME 6 (6<sup>th</sup> edition)</li> </ul>                                                                                                                                                                                                                                                                                                        |              |           |
| PFR.5.3                                    | PFR.5.3                                             | <ul style="list-style-type: none"> <li>Adds language to the standard, intent, and MEs to clarify when patients are informed of the elements in the intent as it relates to a proposed treatment(s)/procedure(s)</li> <li>Adds new ME 1 (6<sup>th</sup> edition) to clarify that patients are informed of the elements in the intent when informed consent is required for the proposed treatment(s)/procedure(s)</li> <li>Renumbers MEs accordingly</li> </ul> |              | ✓         |
| AOP.1                                      | AOP.1                                               | <ul style="list-style-type: none"> <li>Adds language to the intent to clarify that a complete assessment is performed when a patient has been registered or admitted to the hospital <i>whether in-person or through virtual means</i></li> </ul>                                                                                                                                                                                                              |              |           |
| AOP.1.1                                    | AOP.1.1                                             | <ul style="list-style-type: none"> <li>Adds new ME 4 to clarify the requirement that patients receive an initial spiritual/cultural assessment, as appropriate</li> <li>Renumbers MEs accordingly</li> </ul>                                                                                                                                                                                                                                                   |              | ✓         |

| 6 <sup>th</sup> Edition Standard(s) Number | Previous 5 <sup>th</sup> Edition Standard(s) Number | Description of Changes                                                                                                                                                                                                                                                                                                                                                                                                                                                                                                                                                                                | New Standard | New ME(s) |
|--------------------------------------------|-----------------------------------------------------|-------------------------------------------------------------------------------------------------------------------------------------------------------------------------------------------------------------------------------------------------------------------------------------------------------------------------------------------------------------------------------------------------------------------------------------------------------------------------------------------------------------------------------------------------------------------------------------------------------|--------------|-----------|
| AOP.1.2.1                                  | AOP.1.2.1                                           | <ul style="list-style-type: none"> <li>Clarifies in ME 3 the need for <i>at least</i> a brief note and preoperative diagnosis for emergency patients requiring emergency surgery</li> </ul>                                                                                                                                                                                                                                                                                                                                                                                                           |              |           |
| AOP.1.3                                    | AOP.1.3                                             | <ul style="list-style-type: none"> <li>Adds language to the intent and ME 3 to clarify expectations regarding the history and physicals that are less than or greater than 30 days old</li> </ul>                                                                                                                                                                                                                                                                                                                                                                                                     |              |           |
| AOP.1.3.1                                  | AOP.1.3.1                                           | <ul style="list-style-type: none"> <li>Adds <i>medical</i> in front of <i>assessment</i> to clarify that the standard is about the <i>preoperative medical assessment</i></li> <li>Revises language in standard, intent, and ME 2 to clarify that social, economic, and discharge needs are part of the assessment and eliminates the requirement to assess spiritual/cultural needs</li> </ul>                                                                                                                                                                                                       |              |           |
| AOP.1.4                                    | AOP.1.4                                             | <ul style="list-style-type: none"> <li>Adds language to the intent and MEs 1 and 3 to clarify that screening criteria are implemented consistently throughout the hospital where needed</li> </ul>                                                                                                                                                                                                                                                                                                                                                                                                    |              |           |
| AOP.1.5                                    | AOP.1.5                                             | <ul style="list-style-type: none"> <li>Adds language to ME 1 for clarification purposes</li> </ul>                                                                                                                                                                                                                                                                                                                                                                                                                                                                                                    |              |           |
| AOP.1.6                                    | AOP.1.6                                             | <ul style="list-style-type: none"> <li>Revises language in standard and intent for clarification purposes</li> <li>Adds new ME 4 to clarify that individualized medical and nursing assessments are performed and documented</li> </ul>                                                                                                                                                                                                                                                                                                                                                               |              | ✓         |
| AOP.1.7                                    | AOP.1.7                                             | <ul style="list-style-type: none"> <li>Changes lettered bullets in the intent to dot bullets and divides the list into 1) symptoms, conditions, and health care needs and 2) spiritual, psychosocial, and support service needs</li> <li>Modifies ME 1 to require assessment and reassessment of symptoms, conditions, and health care needs of dying patients</li> <li>Adds ME 2 to address assessment and reassessment of spiritual, psychosocial, and support service needs of dying patients and their families, as appropriate, and according to their needs and cultural preferences</li> </ul> |              | ✓         |

| 6 <sup>th</sup> Edition Standard(s) Number | Previous 5 <sup>th</sup> Edition Standard(s) Number    | Description of Changes                                                                                                                                                                                                                                                                                                                                                                                                                                                                                                                                                                                           | New Standard | New ME(s)  |
|--------------------------------------------|--------------------------------------------------------|------------------------------------------------------------------------------------------------------------------------------------------------------------------------------------------------------------------------------------------------------------------------------------------------------------------------------------------------------------------------------------------------------------------------------------------------------------------------------------------------------------------------------------------------------------------------------------------------------------------|--------------|------------|
| AOP.1.8                                    | AOP.1.8                                                | <ul style="list-style-type: none"> <li>• Adds policy symbol to the standard</li> <li>• Restructures MEs by combining MEs 1 and 2 (5<sup>th</sup> edition) into ME 1 (6<sup>th</sup> edition)</li> <li>• Moves ME 3 (5<sup>th</sup> edition) to ME 2 (6<sup>th</sup> edition)</li> <li>• Adds ME 3 to clarify requirement</li> </ul>                                                                                                                                                                                                                                                                              |              | ✓          |
| AOP.5.1.1                                  | New standard—not previously in 5 <sup>th</sup> edition | <ul style="list-style-type: none"> <li>• Moves requirement for oversight of point of care testing (POCT) from AOP.5.1 (5<sup>th</sup> edition) into this new standard; specifies oversight and supervision of program in ME 1</li> <li>• Includes requirements for staff qualifications, training, and competency as ME 2</li> <li>• Includes requirement for reporting abnormal test results as ME 3</li> <li>• Includes requirement for quality control as ME 4</li> <li>• Includes requirement for POCT to be included in quality improvement activities as ME 5</li> </ul>                                   | ✓            |            |
| AOP.5.3.1                                  | AOP.5.3.1                                              | <ul style="list-style-type: none"> <li>• Adds language to the standard and intent to clarify requirements related to global infections</li> </ul>                                                                                                                                                                                                                                                                                                                                                                                                                                                                |              |            |
| AOP.5.6                                    | AOP.5.6                                                | <ul style="list-style-type: none"> <li>• Revises language in standard, intent, and MEs 2 and 4 to clarify requirements</li> </ul>                                                                                                                                                                                                                                                                                                                                                                                                                                                                                |              |            |
| AOP.5.7                                    | AOP.5.7                                                | <ul style="list-style-type: none"> <li>• Adds new ME 5 to reflect language in the standard statement about disposal of specimens; renumbers MEs accordingly</li> </ul>                                                                                                                                                                                                                                                                                                                                                                                                                                           |              | ✓          |
| AOP.5.11                                   | AOP.5.11                                               | <ul style="list-style-type: none"> <li>• Adds policy symbol to the standard</li> <li>• Adds <i>blood screening for disease</i> to the lettered list in the intent and ME 2</li> </ul>                                                                                                                                                                                                                                                                                                                                                                                                                            |              |            |
| AOP.6                                      | AOP.6                                                  | <ul style="list-style-type: none"> <li>• Revises language in ME 3 to clarify requirements</li> </ul>                                                                                                                                                                                                                                                                                                                                                                                                                                                                                                             |              |            |
| AOP.6.3                                    | AOP.6.3                                                | <ul style="list-style-type: none"> <li>• Adds language to the intent clarifying the need for safe use of diagnostic imaging</li> <li>• Adds language to ME 1 requiring a comprehensive radiation safety program that includes both patients and staff</li> <li>• Adds new ME 2 requiring education for the imaging departments on proper dosing</li> <li>• Adds new ME 3 requiring the adoption and implementation of protocols addressing maximum dosing for each type of study</li> <li>• Moves ME 2 (5<sup>th</sup> edition) to ME 6 (6<sup>th</sup> edition)</li> <li>• Renumbers MEs accordingly</li> </ul> |              | ✓<br><br>✓ |

| 6 <sup>th</sup> Edition Standard(s) Number | Previous 5 <sup>th</sup> Edition Standard(s) Number | Description of Changes                                                                                                                                                                                                                                                                                                                                                                                                                                                                                                                                                     | New Standard | New ME(s)         |
|--------------------------------------------|-----------------------------------------------------|----------------------------------------------------------------------------------------------------------------------------------------------------------------------------------------------------------------------------------------------------------------------------------------------------------------------------------------------------------------------------------------------------------------------------------------------------------------------------------------------------------------------------------------------------------------------------|--------------|-------------------|
| AOP.6.6                                    | AOP.6.6                                             | <ul style="list-style-type: none"> <li>Combines MEs 1 and 2 (5<sup>th</sup> edition) into ME 1 (6<sup>th</sup> edition) and renumbers MEs accordingly</li> <li>Revises language in standard, intent, and MEs for clarification purposes</li> </ul>                                                                                                                                                                                                                                                                                                                         |              |                   |
| AOP.6.7                                    | AOP.6.7                                             | <ul style="list-style-type: none"> <li>Revises language in standard, intent, and ME 4 for clarification purposes</li> </ul>                                                                                                                                                                                                                                                                                                                                                                                                                                                |              |                   |
| AOP.6.8                                    | AOP.6.8                                             | <ul style="list-style-type: none"> <li>Adds language to the standard, intent, and MEs to clarify that the outside sources of diagnostic services are contracted</li> </ul>                                                                                                                                                                                                                                                                                                                                                                                                 |              |                   |
| COP.2.1                                    | COP.2.1                                             | <ul style="list-style-type: none"> <li>Revises language in the intent and ME 6 to clarify that the plan of care is evident in the medical record through documentation by the health care practitioners</li> </ul>                                                                                                                                                                                                                                                                                                                                                         |              |                   |
| COP.2.2                                    | COP.2.2                                             | <ul style="list-style-type: none"> <li>Adds language to the intent clarifying requirements for the safe use of texting orders, if used by the hospital</li> <li>Adds language to ME 1 requiring a process for how orders may be received</li> <li>Adds new ME 5 identifying the requirements for hospitals that allow texting of orders</li> <li>Adds new ME 6 requiring hospitals that allow texting of orders to collect data and monitor communication processes for clarifications of orders received via text messaging</li> <li>Renumbers MEs accordingly</li> </ul> |              | <p>✓</p> <p>✓</p> |
| COP.2.3                                    | COP.2.3                                             | <ul style="list-style-type: none"> <li>Revises language in standard and ME 1 for clarification purposes</li> </ul>                                                                                                                                                                                                                                                                                                                                                                                                                                                         |              |                   |
| COP.3                                      | COP.3                                               | <ul style="list-style-type: none"> <li>Revises language in the intent and MEs for clarification purposes</li> <li>Adds requirement for proper use of alarms as part of process for monitoring patients</li> </ul>                                                                                                                                                                                                                                                                                                                                                          |              |                   |
| COP.4                                      | COP.4                                               | <ul style="list-style-type: none"> <li>Rearranges and adds language to the intent for clarification purposes</li> <li>Adds new ME 6 to clarify requirement</li> </ul>                                                                                                                                                                                                                                                                                                                                                                                                      |              | ✓                 |
| COP.7                                      | COP.7 and COP.7.1                                   | <ul style="list-style-type: none"> <li>Combines COP.7 and COP.7.1 (5<sup>th</sup> edition) as requirements were interrelated</li> </ul>                                                                                                                                                                                                                                                                                                                                                                                                                                    |              |                   |
| COP.8.1                                    | COP.8.1                                             | <ul style="list-style-type: none"> <li>Adds new ME 1 requiring infrastructure to support transplant program</li> <li>Revises language in ME 2 for clarification purposes</li> </ul>                                                                                                                                                                                                                                                                                                                                                                                        |              | ✓                 |
| COP.8.2                                    | COP.8.2                                             | <ul style="list-style-type: none"> <li>Revises language in the intent and ME 3 for clarification purposes</li> </ul>                                                                                                                                                                                                                                                                                                                                                                                                                                                       |              |                   |

| 6 <sup>th</sup> Edition Standard(s) Number | Previous 5 <sup>th</sup> Edition Standard(s) Number | Description of Changes                                                                                                                                                                                                                                                         | New Standard | New ME(s) |
|--------------------------------------------|-----------------------------------------------------|--------------------------------------------------------------------------------------------------------------------------------------------------------------------------------------------------------------------------------------------------------------------------------|--------------|-----------|
| COP.8.4                                    | COP.8.4                                             | <ul style="list-style-type: none"> <li>Revises language in ME 1 to clarify requirement</li> <li>Adds new ME 2 related to documenting psychological and social suitability; renumbers MEs accordingly</li> </ul>                                                                |              | ✓         |
| COP.8.5                                    | COP.8.5                                             | <ul style="list-style-type: none"> <li>Revises language in MEs 4 and 5 for clarification purposes</li> </ul>                                                                                                                                                                   |              |           |
| COP.8.6                                    | COP.8.6                                             | <ul style="list-style-type: none"> <li>Adds language to the standard and MEs 1, 3, and 4 to clarify documentation requirements</li> </ul>                                                                                                                                      |              |           |
| COP.8.7                                    | COP.8.7                                             | <ul style="list-style-type: none"> <li>Adds language to the intent and ME 4 related to psychological evaluation to clarify requirements</li> </ul>                                                                                                                             |              |           |
| COP.9                                      | COP.9                                               | <ul style="list-style-type: none"> <li>Adds language to the standard to clarify expectations</li> <li>Adds new ME 1 regarding adhering to laws and regulations; renumbers MEs accordingly</li> </ul>                                                                           |              | ✓         |
| COP.9.2                                    | COP.9.2                                             | <ul style="list-style-type: none"> <li>Adds language to ME 5 to clarify requirement</li> </ul>                                                                                                                                                                                 |              |           |
| ASC.1                                      | ASC.1                                               | <ul style="list-style-type: none"> <li>Revises language in the intent and MEs 1 and 5 for clarification purposes</li> </ul>                                                                                                                                                    |              |           |
| ASC.3                                      | ASC.3                                               | <ul style="list-style-type: none"> <li>Revises language in the intent and MEs 3 and 4 to clarify requirements</li> <li>Adds a definition for procedural sedation to the intent</li> </ul>                                                                                      |              |           |
| ASC.3.1                                    | ASC.3.1                                             | <ul style="list-style-type: none"> <li>Provides examples in the intent for the type of individuals who could perform continuous monitoring of the patient during procedural sedation provided they are qualified and competent in the elements listed in the intent</li> </ul> |              |           |
| ASC.5.1                                    | ASC.5.1                                             | <ul style="list-style-type: none"> <li>Revises language in the standard and ME 2 for clarification purposes</li> </ul>                                                                                                                                                         |              |           |
| ASC.7.2                                    | ASC.7.2                                             | <ul style="list-style-type: none"> <li>Removes letter g) (5<sup>th</sup> edition) from intent as the requirement is covered in ASC.7.4 (6<sup>th</sup> edition)</li> </ul>                                                                                                     |              |           |

| 6 <sup>th</sup> Edition Standard(s) Number | Previous 5 <sup>th</sup> Edition Standard(s) Number    | Description of Changes                                                                                                                                                                                                                                                                                                                                                                                                                                                                                                                                                                                                                                                                                                                                                                                                                   | New Standard | New ME(s)                                                                 |
|--------------------------------------------|--------------------------------------------------------|------------------------------------------------------------------------------------------------------------------------------------------------------------------------------------------------------------------------------------------------------------------------------------------------------------------------------------------------------------------------------------------------------------------------------------------------------------------------------------------------------------------------------------------------------------------------------------------------------------------------------------------------------------------------------------------------------------------------------------------------------------------------------------------------------------------------------------------|--------------|---------------------------------------------------------------------------|
| ASC.7.4                                    | ASC.7.4                                                | <ul style="list-style-type: none"> <li>• Adds new letter e) to the intent requiring reporting of implantable device malfunctions to regulatory agencies</li> <li>• Adds new ME 3, previously letter g) in the intent (5<sup>th</sup> edition), which requires a process for tracing implantable medical devices</li> <li>• Adds new ME 4, which requires hospitals to develop and implement a process for following-up with patients in the event of a recall of an implantable medical device</li> <li>• Eliminates requirement for including implantable devices in the department's monitoring priorities (ME 3, 5<sup>th</sup> edition) due to existing requirements for tracing and follow-up</li> <li>• Revises overall intent, including providing examples for clarity and defining <i>implantable medical device</i></li> </ul> |              | <p style="text-align: center;">✓</p> <p style="text-align: center;">✓</p> |
| MMU.1                                      | MMU.1                                                  | <ul style="list-style-type: none"> <li>• Rearranges and adds language to the intent for clarification purposes</li> <li>• Revises MEs 1 and 4 for clarification purposes</li> </ul>                                                                                                                                                                                                                                                                                                                                                                                                                                                                                                                                                                                                                                                      |              |                                                                           |
| MMU.1.1                                    | New standard—not previously in 5 <sup>th</sup> edition | <ul style="list-style-type: none"> <li>• Introduces a new standard that identifies the requirement for organizations to develop and implement a program for antibiotic stewardship</li> <li>• MEs 1 through 5 include requirements for                             <ul style="list-style-type: none"> <li>• a program that involves all staff and includes patients and families</li> <li>• a program that is based on scientific evidence</li> <li>• proper use of prophylactic antibiotics</li> <li>• oversight of the program</li> <li>• monitoring the effectiveness of the program</li> </ul> </li> </ul>                                                                                                                                                                                                                           | ✓            |                                                                           |
| MMU.2.1                                    | MMU.2.1                                                | <ul style="list-style-type: none"> <li>• Revises language in the intent and MEs 4 and 5 for clarification purposes</li> </ul>                                                                                                                                                                                                                                                                                                                                                                                                                                                                                                                                                                                                                                                                                                            |              |                                                                           |
| MMU.3                                      | MMU.3                                                  | <ul style="list-style-type: none"> <li>• Adds language to the intent and MEs 1 and 4 to clarify that ambulances, if applicable, are included in the requirements for safe and proper storage of medications</li> </ul>                                                                                                                                                                                                                                                                                                                                                                                                                                                                                                                                                                                                                   |              |                                                                           |



| 6 <sup>th</sup> Edition Standard(s) Number | Previous 5 <sup>th</sup> Edition Standard(s) Number | Description of Changes                                                                                                                                                                                                                                                                                                                                                                                                                                                                                                                                                                                                                                                                                                                                                                 | New Standard | New ME(s) |
|--------------------------------------------|-----------------------------------------------------|----------------------------------------------------------------------------------------------------------------------------------------------------------------------------------------------------------------------------------------------------------------------------------------------------------------------------------------------------------------------------------------------------------------------------------------------------------------------------------------------------------------------------------------------------------------------------------------------------------------------------------------------------------------------------------------------------------------------------------------------------------------------------------------|--------------|-----------|
| MMU.3.1                                    | MMU.3.1                                             | <ul style="list-style-type: none"> <li>• Adds language to the standard and intent requiring proper labeling and control of medications and nutritional products requiring special consideration</li> <li>• Provides examples of products that are included in the requirement</li> <li>• Adds language to MEs 1 through 4 identifying the requirements of the process for proper labeling and control</li> </ul>                                                                                                                                                                                                                                                                                                                                                                       |              |           |
| MMU.3.2                                    | MMU.3.2                                             | <ul style="list-style-type: none"> <li>• Revises language in the standard, intent, and ME 2 to clarify that emergency medications are stored uniformly to facilitate quick access to the correct medications</li> </ul>                                                                                                                                                                                                                                                                                                                                                                                                                                                                                                                                                                |              |           |
| MMU.3.3                                    | MMU.3.3                                             | <ul style="list-style-type: none"> <li>• Adds language to the intent and ME 2 to clarify requirements for expired and outdated medications</li> </ul>                                                                                                                                                                                                                                                                                                                                                                                                                                                                                                                                                                                                                                  |              |           |
| MMU.4                                      | MMU.4                                               | <ul style="list-style-type: none"> <li>• Adds language to ME 4 for clarification purposes</li> </ul>                                                                                                                                                                                                                                                                                                                                                                                                                                                                                                                                                                                                                                                                                   |              |           |
| MMU.4.1                                    | MMU.4.1                                             | <ul style="list-style-type: none"> <li>• Revises language in the intent and ME 1 to clarify requirements</li> </ul>                                                                                                                                                                                                                                                                                                                                                                                                                                                                                                                                                                                                                                                                    |              |           |
| MMU.5                                      | MMU.5                                               | <ul style="list-style-type: none"> <li>• Revises language in the intent and MEs 1 and 3 for clarification purposes</li> </ul>                                                                                                                                                                                                                                                                                                                                                                                                                                                                                                                                                                                                                                                          |              |           |
| MMU.5.1                                    | MMU.5.1                                             | <ul style="list-style-type: none"> <li>• Adds language to the intent and ME 2 clarifying who may perform an appropriateness review</li> <li>• Adds new ME 4 and language to the intent identifying the critical aspects of an appropriateness review, when the appropriateness review for the critical aspects may be performed, and the time frame for the full appropriateness review to be conducted</li> <li>• Eliminates ME 3 (5<sup>th</sup> edition), which required a process to contact the individual who prescribed/ordered a medication when questions arose; requirement covered in MMU.4.1, ME 2</li> <li>• Adds language to ME 6 clarifying that print reference materials as well as computer programs for cross-checking drugs must be current and updated</li> </ul> |              | ✓         |

| 6 <sup>th</sup> Edition Standard(s) Number | Previous 5 <sup>th</sup> Edition Standard(s) Number | Description of Changes                                                                                                                                                                                                                                                                                                                                                                                                                                                                                                                                                                                                                                                                                                                                                                                                                                  | New Standard | New ME(s) |
|--------------------------------------------|-----------------------------------------------------|---------------------------------------------------------------------------------------------------------------------------------------------------------------------------------------------------------------------------------------------------------------------------------------------------------------------------------------------------------------------------------------------------------------------------------------------------------------------------------------------------------------------------------------------------------------------------------------------------------------------------------------------------------------------------------------------------------------------------------------------------------------------------------------------------------------------------------------------------------|--------------|-----------|
| MMU.5.2                                    | MMU.5.2                                             | <ul style="list-style-type: none"> <li>• Adds language to the intent clarifying what is meant by medications dispensed in the most ready-to-administer format</li> <li>• Provides examples of situations in which the most ready-to-administer format is critical</li> <li>• Adds language to ME 1 identifying that dispensing and distribution comply with laws and regulations</li> <li>• Adds language to ME 2 that addresses the use of the most ready-to-administer format that is available</li> <li>• Adds new ME 3 that requires a system to support accurate and timely dispensing and requires documentation of dispensing practices</li> <li>• Adds language to ME 4 (formerly ME 2, 5<sup>th</sup> edition) that requires the use of two patient identifiers when labeling medications prepared but not immediately administered</li> </ul> |              | ✓         |
| MMU.6.1                                    | MMU.6.1                                             | <ul style="list-style-type: none"> <li>• Adds new ME 4 and renumbers MEs accordingly</li> </ul>                                                                                                                                                                                                                                                                                                                                                                                                                                                                                                                                                                                                                                                                                                                                                         |              | ✓         |
| PFE.3                                      | PFE.3                                               | <ul style="list-style-type: none"> <li>• Revises language in the standard for clarification purposes</li> <li>• Adds new ME 1 and renumbers MEs accordingly</li> </ul>                                                                                                                                                                                                                                                                                                                                                                                                                                                                                                                                                                                                                                                                                  |              | ✓         |
| QPS.5                                      | QPS.5                                               | <ul style="list-style-type: none"> <li>• Adds language to the intent for clarification purposes</li> </ul>                                                                                                                                                                                                                                                                                                                                                                                                                                                                                                                                                                                                                                                                                                                                              |              |           |
| QPS.6                                      | QPS.6                                               | <ul style="list-style-type: none"> <li>• Adds an example to the intent to clarify that an independent third party for data validation can be an external company contracted by the hospital</li> </ul>                                                                                                                                                                                                                                                                                                                                                                                                                                                                                                                                                                                                                                                  |              |           |
| QPS.7                                      | QPS.7                                               | <ul style="list-style-type: none"> <li>• Adds new ME 3 requiring that the root cause analysis completed by the hospital identifies the origins of the event that may lead to improvements and/or actions to prevent the risk of the sentinel event recurring; renumbers MEs accordingly</li> </ul>                                                                                                                                                                                                                                                                                                                                                                                                                                                                                                                                                      |              | ✓         |

| 6 <sup>th</sup> Edition Standard(s) Number | Previous 5 <sup>th</sup> Edition Standard(s) Number | Description of Changes                                                                                                                                                                                                                                                                                                                                                                                                                                                                     | New Standard | New ME(s)                                                                                                                                                     |
|--------------------------------------------|-----------------------------------------------------|--------------------------------------------------------------------------------------------------------------------------------------------------------------------------------------------------------------------------------------------------------------------------------------------------------------------------------------------------------------------------------------------------------------------------------------------------------------------------------------------|--------------|---------------------------------------------------------------------------------------------------------------------------------------------------------------|
| QPS.8                                      | QPS.8                                               | <ul style="list-style-type: none"> <li>• Adds language to the intent for clarification purposes</li> <li>• Adds new ME 1 related to developing and implementing processes for data gathering and analysis</li> <li>• Combines requirements of MEs 2 through 7 (5<sup>th</sup> edition) into ME 3 (6<sup>th</sup> edition)</li> <li>• Adds new ME 4 related to using analysis to make improvements</li> <li>• Adds new ME 5 related to reporting outcomes to governance</li> </ul>          |              | <ul style="list-style-type: none"> <li style="text-align: center;">✓</li> <li style="text-align: center;">✓</li> <li style="text-align: center;">✓</li> </ul> |
| QPS.9                                      | QPS.9                                               | <ul style="list-style-type: none"> <li>• Adds language to the intent to clarify that near miss applies to more than just medication near misses</li> </ul>                                                                                                                                                                                                                                                                                                                                 |              |                                                                                                                                                               |
| QPS.11                                     | QPS.11                                              | <ul style="list-style-type: none"> <li>• Adds language to the intent that expands the risk management program to include five categories of risks that can have an impact on hospitals and clarifies the need for developing a risk management program</li> <li>• Adds new ME 2 requiring leaders to identify and prioritize potential risks; renumbers MEs accordingly</li> </ul>                                                                                                         |              | <ul style="list-style-type: none"> <li style="text-align: center;">✓</li> </ul>                                                                               |
| PCI.2                                      | PCI.2                                               | <ul style="list-style-type: none"> <li>• Revises language in the intent and ME 1 for clarification purposes</li> <li>• Adds new ME 3 requiring all areas of the hospital to be included in the infection prevention and control program</li> <li>• Moves requirements of PCI.5.1, ME 2 (5<sup>th</sup> edition) to PCI.2, ME 4 (6<sup>th</sup> edition); eliminates standard PCI.5.1 (5<sup>th</sup> edition) as the requirements are covered in PCI.2 (6<sup>th</sup> edition)</li> </ul> |              | <ul style="list-style-type: none"> <li style="text-align: center;">✓</li> </ul>                                                                               |
| PCI.3                                      | PCI.3                                               | <ul style="list-style-type: none"> <li>• Revises language in the intent and ME 2 for clarification purposes</li> <li>• Moves the requirement for management of linen and bedding from PCI.7.1 (5<sup>th</sup> edition) to ME 3 for better alignment</li> </ul>                                                                                                                                                                                                                             |              |                                                                                                                                                               |
| PCI.5                                      | PCI.5 and PCI.7                                     | <ul style="list-style-type: none"> <li>• Combines PCI.5 (5<sup>th</sup> edition) and PCI.7 (5<sup>th</sup> edition) into PCI.5 (6<sup>th</sup> edition) to streamline and clarify requirements</li> </ul>                                                                                                                                                                                                                                                                                  |              |                                                                                                                                                               |

| 6 <sup>th</sup> Edition Standard(s) Number | Previous 5 <sup>th</sup> Edition Standard(s) Number | Description of Changes                                                                                                                                                                                                                                                                                                                                                                                                                                                                                                                                                                                                                                                                                                                 | New Standard | New ME(s)                                                                                                      |
|--------------------------------------------|-----------------------------------------------------|----------------------------------------------------------------------------------------------------------------------------------------------------------------------------------------------------------------------------------------------------------------------------------------------------------------------------------------------------------------------------------------------------------------------------------------------------------------------------------------------------------------------------------------------------------------------------------------------------------------------------------------------------------------------------------------------------------------------------------------|--------------|----------------------------------------------------------------------------------------------------------------|
| PCI.7                                      | PCI.7.1                                             | <ul style="list-style-type: none"> <li>• Adds new requirement to the standard and MEs related to disinfection and proper storage of medical and surgical equipment</li> <li>• Adds new ME 2 regarding the use of professional practice guidelines related to low- and high-level disinfection</li> <li>• Adds new ME 3 requiring staff to be oriented, trained, and competent</li> <li>• Moves the requirement to manage expired supplies from PCI.7.1.1 (5<sup>th</sup> edition) to ME 6 for better alignment</li> <li>• Adds language to the intent defining the terms <i>cleaning</i>, <i>disinfecting</i>, and <i>sterilizing</i> and adds specific examples for each</li> <li>• Adds new ME 5 regarding proper storage</li> </ul> |              | <p style="text-align: center;">✓</p> <p style="text-align: center;">✓</p> <p style="text-align: center;">✓</p> |
| PCI.7.1                                    | PCI.7.1.1                                           | <ul style="list-style-type: none"> <li>• Renumbers standard PCI.7.1.1 (5<sup>th</sup> edition) to PCI.7.1; there is no PCI.7.1.1 in the 6<sup>th</sup> edition</li> <li>• Revises standard, intent, and MEs to clarify requirements</li> </ul>                                                                                                                                                                                                                                                                                                                                                                                                                                                                                         |              |                                                                                                                |
| PCI.7.4                                    | PCI.7.4                                             | <ul style="list-style-type: none"> <li>• Adds language to the intent for clarification purposes</li> </ul>                                                                                                                                                                                                                                                                                                                                                                                                                                                                                                                                                                                                                             |              |                                                                                                                |
| PCI.8 and PCI.8.1                          | PCI.8 and PCI.8.1                                   | <ul style="list-style-type: none"> <li>• Separates PCI.8, ME 3 (5<sup>th</sup> edition) into PCI.8, MEs 3 and 4 (6<sup>th</sup> edition); revises language of requirement in PCI.8, ME 4 (6<sup>th</sup> edition) for clarity</li> <li>• Moves PCI.8, ME 4 (5<sup>th</sup> edition) to PCI.8, ME 5 (6<sup>th</sup> edition)</li> <li>• Renumbers MEs accordingly</li> <li>• Revises language in the intent for clarification purposes</li> </ul>                                                                                                                                                                                                                                                                                       |              |                                                                                                                |

| 6 <sup>th</sup> Edition Standard(s) Number | Previous 5 <sup>th</sup> Edition Standard(s) Number    | Description of Changes                                                                                                                                                                                                                                                                                                                                                                                                                                                                                                                                                                                                                                                                                                                                                                                                                                                                                                       | New Standard | New ME(s) |
|--------------------------------------------|--------------------------------------------------------|------------------------------------------------------------------------------------------------------------------------------------------------------------------------------------------------------------------------------------------------------------------------------------------------------------------------------------------------------------------------------------------------------------------------------------------------------------------------------------------------------------------------------------------------------------------------------------------------------------------------------------------------------------------------------------------------------------------------------------------------------------------------------------------------------------------------------------------------------------------------------------------------------------------------------|--------------|-----------|
| PCI.8.2                                    | New standard—not previously in 5 <sup>th</sup> edition | <ul style="list-style-type: none"> <li>• Introduces a new standard related to the need for hospitals to respond to the presentation of global communicable diseases</li> <li>• Identifies in the intent and requires in ME 1 five areas to be included in the program</li> <li>• Requires in ME 2 the need to identify the first points of contact/entry and target education to those areas</li> <li>• Identifies in ME 3 the requirement to test the program annually (moves the epidemic portion of emergency management from FMS.6, intent and ME 1 [5<sup>th</sup> edition])</li> <li>• Requires debriefing and follow-up actions from testing in ME 4 and ME 5</li> </ul>                                                                                                                                                                                                                                              | ✓            |           |
| PCI.9                                      | PCI.9                                                  | <ul style="list-style-type: none"> <li>• Adds language to the intent and MEs 2 and 4 for clarification related to proper use of personal protective equipment and management of liquid soap</li> </ul>                                                                                                                                                                                                                                                                                                                                                                                                                                                                                                                                                                                                                                                                                                                       |              |           |
| PCI.11                                     | PCI.11                                                 | <ul style="list-style-type: none"> <li>• Revises language in the intent and MEs to clarify requirements</li> <li>• Combines content of MEs to streamline requirements, reducing the number from five (5<sup>th</sup> edition) to four (6<sup>th</sup> edition); changes the order of the MEs for clarity</li> </ul>                                                                                                                                                                                                                                                                                                                                                                                                                                                                                                                                                                                                          |              |           |
| GLD.1                                      | GLD.1                                                  | <ul style="list-style-type: none"> <li>• Revises ME 2 to more accurately align language with the text of the standard statement</li> <li>• Eliminates ME 3 (5<sup>th</sup> edition), which required the hospital to describe how the governing entity is evaluated and the criteria approved for the evaluation process</li> <li>• Moves ME 5 (5<sup>th</sup> edition) to ME 3 (6<sup>th</sup> edition)</li> <li>• Adds language to the intent to clarify that when the governing entity does not respond to the hospital's attempts to obtain review, approval, and action on reports of the quality and patient safety program, the hospital shows a credible effort to comply through documentation of their attempts and outcomes of communications</li> <li>• Revises language in standard, intent, and MEs for consistency in use of the term <i>governing entity</i> to refer to the hospital's governance</li> </ul> |              |           |

| 6 <sup>th</sup> Edition Standard(s) Number | Previous 5 <sup>th</sup> Edition Standard(s) Number | Description of Changes                                                                                                                                                                                                                                                                                                                                                                                                                                                                                                                             | New Standard | New ME(s) |
|--------------------------------------------|-----------------------------------------------------|----------------------------------------------------------------------------------------------------------------------------------------------------------------------------------------------------------------------------------------------------------------------------------------------------------------------------------------------------------------------------------------------------------------------------------------------------------------------------------------------------------------------------------------------------|--------------|-----------|
| GLD.1.1                                    | GLD.1.1                                             | <ul style="list-style-type: none"> <li>• Adds language to ME 5 requiring the evaluation of the chief executive be documented</li> <li>• Revises language in standard, intent, and MEs for consistency in use of the term <i>governing entity</i> to refer to the hospital's governance</li> </ul>                                                                                                                                                                                                                                                  |              |           |
| GLD.1.2                                    | GLD.1.2                                             | <ul style="list-style-type: none"> <li>• Adds language to the intent to clarify that when the governing entity does not respond to the hospital's attempts to obtain review, approval, and action on reports of the quality and patient safety program, the hospital shows a credible effort to comply through documentation of their attempts and outcomes of communications</li> <li>• Revises language in standard, intent, and MEs for consistency in use of the term <i>governing entity</i> to refer to the hospital's governance</li> </ul> |              |           |
| GLD.4.1                                    | GLD.4.1                                             | <ul style="list-style-type: none"> <li>• Revises language in the intent and MEs 1 and 2 to make reporting time to the governing entity consistent, which is <i>at least quarterly</i></li> </ul>                                                                                                                                                                                                                                                                                                                                                   |              |           |
| GLD.5                                      | GLD.5                                               | <ul style="list-style-type: none"> <li>• Revises language in the standard, intent, and MEs to clarify that the chief executive and leadership are responsible for the requirements of the standard</li> </ul>                                                                                                                                                                                                                                                                                                                                      |              |           |
| GLD.6.2                                    | GLD.6.2                                             | <ul style="list-style-type: none"> <li>• Adds language to the standard, intent, and MEs 2 and 3 for clarification related to privileging</li> <li>• Adds new ME 4 requiring staff accompanying a licensed independent practitioner to be primary sourced verified according to the SQE standards; renumbers MEs accordingly</li> </ul>                                                                                                                                                                                                             |              | ✓         |
| GLD.7                                      | GLD.7                                               | <ul style="list-style-type: none"> <li>• Adds new language to the intent clarifying the need for leadership to be accountable for the oversight of health information technology</li> <li>• Eliminates ME 1 (5<sup>th</sup> edition) as it was duplicative of ME 2 (5<sup>th</sup> edition); moves ME 2 (5<sup>th</sup> edition) to ME 1 (6<sup>th</sup> edition)</li> <li>• Adds new ME 4 for leadership direction, support, and oversight of information technology resources</li> <li>• Renumbers MEs accordingly</li> </ul>                    |              | ✓         |

| 6 <sup>th</sup> Edition Standard(s) Number | Previous 5 <sup>th</sup> Edition Standard(s) Number | Description of Changes                                                                                                                                                                                                                                                                                                                                                                                                                                                                                                                                                                                                                                                                                                                                                                                                                                                                        | New Standard | New ME(s)                                                                 |
|--------------------------------------------|-----------------------------------------------------|-----------------------------------------------------------------------------------------------------------------------------------------------------------------------------------------------------------------------------------------------------------------------------------------------------------------------------------------------------------------------------------------------------------------------------------------------------------------------------------------------------------------------------------------------------------------------------------------------------------------------------------------------------------------------------------------------------------------------------------------------------------------------------------------------------------------------------------------------------------------------------------------------|--------------|---------------------------------------------------------------------------|
| GLD.7.1                                    | GLD.7.1                                             | <ul style="list-style-type: none"> <li>• Revises language in ME 1 requiring hospitals to outline the steps in the supply chains for supplies at most risk</li> <li>• Revises language in ME 2 requiring hospitals to identify significant risk points in the steps of the supply chains</li> <li>• Eliminates ME 4 (5<sup>th</sup> edition) which required hospitals to track critical supplies to prevent diversion or substitution</li> <li>• Adds new ME 4 requiring a process for retrospective tracing of supplies found to be unstable, contaminated, defective, or counterfeit</li> <li>• Adds new ME 5 requiring the hospital to notify the manufacturer/distributor when unstable, contaminated, defective, or counterfeit supplies are identified</li> <li>• Revises standard and intent for clarity and provides a description of supplies that are <i>at most risk</i></li> </ul> |              | <p style="text-align: center;">✓</p> <p style="text-align: center;">✓</p> |
| GLD.11.1                                   | GLD.11.1                                            | <ul style="list-style-type: none"> <li>• Revises language in the standard, intent and MEs for clarification related to when measures for staff performance reviews are appropriate.</li> </ul>                                                                                                                                                                                                                                                                                                                                                                                                                                                                                                                                                                                                                                                                                                |              |                                                                           |
| GLD.15                                     | GLD.15                                              | <ul style="list-style-type: none"> <li>• Adds language to the intent to clarify admission requirement for patients involved in research protocols</li> <li>• Adds new ME 5 related to admission criteria, when appropriate, for patients involved in research protocols</li> </ul>                                                                                                                                                                                                                                                                                                                                                                                                                                                                                                                                                                                                            |              | <p style="text-align: center;">✓</p>                                      |
| FMS.1                                      | FMS.1                                               | <ul style="list-style-type: none"> <li>• Adds new language to the standard and intent that clarifies the need to comply with building and fire safety codes in addition to laws, regulations, and facility inspection requirements</li> <li>• Adds language to ME 1 and ME 2 clarifying the need to include building and fire safety codes to the requirements</li> </ul>                                                                                                                                                                                                                                                                                                                                                                                                                                                                                                                     |              |                                                                           |

| 6 <sup>th</sup> Edition Standard(s) Number | Previous 5 <sup>th</sup> Edition Standard(s) Number    | Description of Changes                                                                                                                                                                                                                                                                                                                                                                                                                                                                    | New Standard | New ME(s) |
|--------------------------------------------|--------------------------------------------------------|-------------------------------------------------------------------------------------------------------------------------------------------------------------------------------------------------------------------------------------------------------------------------------------------------------------------------------------------------------------------------------------------------------------------------------------------------------------------------------------------|--------------|-----------|
| FMS.4.2.1                                  | New standard—not previously in 5 <sup>th</sup> edition | <ul style="list-style-type: none"> <li>• Introduces a new standard identifying the need for a pre-construction risk assessment (that is complimentary but different to PCI.7.5—an infection control risk assessment)</li> <li>• Identifies the requirements of the assessment as a) through h) in the intent and ME 1</li> <li>• Requires the hospital to take action based on the assessment in ME 2</li> <li>• Requires the hospital to ensure contractor compliance in ME 3</li> </ul> | ✓            |           |
| FMS.5 and FMS.5.1                          | FMS.5 and FMS.5.1                                      | <ul style="list-style-type: none"> <li>• Revises language in the standard of FMS.5 and the intent, clarifying that the scope of the standard is hazardous materials and hazardous waste</li> <li>• Revises language in FMS.5.1, ME 4 to clarify requirements for safe and proper disposal of hazardous materials and waste</li> </ul>                                                                                                                                                     |              |           |
| FMS.6                                      | FMS.6                                                  | <ul style="list-style-type: none"> <li>• Adds language to the intent and ME 3 related to determining the structural integrity of existing patient care environments and how they would perform in the event of a disaster</li> </ul>                                                                                                                                                                                                                                                      |              |           |
| FMS.7                                      | FMS.7                                                  | <ul style="list-style-type: none"> <li>• Adds language to the intent and a requirement in ME 2 related to the need for an ongoing assessment of compliance with the fire safety code</li> <li>• Adds language in the intent to identify the minimum components of assessing fire safety risks</li> </ul>                                                                                                                                                                                  |              |           |
| FMS.9.2 and FMS.9.2.1                      | FMS.9.2 and FMS.9.2.1                                  | <ul style="list-style-type: none"> <li>• Adds language to the intent to provide an example of acceptable testing for emergency generators</li> </ul>                                                                                                                                                                                                                                                                                                                                      |              |           |



| 6 <sup>th</sup> Edition Standard(s) Number | Previous 5 <sup>th</sup> Edition Standard(s) Number | Description of Changes                                                                                                                                                                                                                                                                                                                                                                                                                                                                                                                                                                                                                                                                                                                  | New Standard | New ME(s)                                                                 |
|--------------------------------------------|-----------------------------------------------------|-----------------------------------------------------------------------------------------------------------------------------------------------------------------------------------------------------------------------------------------------------------------------------------------------------------------------------------------------------------------------------------------------------------------------------------------------------------------------------------------------------------------------------------------------------------------------------------------------------------------------------------------------------------------------------------------------------------------------------------------|--------------|---------------------------------------------------------------------------|
| FMS.9.3                                    | FMS.9.3                                             | <ul style="list-style-type: none"> <li>• Adds language to ME 1 requiring testing of potable water and documentation of testing results</li> <li>• Adds new ME 2 requiring testing of non-potable water at least every six months or more frequently based on local laws and regulations, conditions of the source for water, and previous water quality problems; testing results are documented</li> <li>• Adds language to ME 3 requiring specific types of tests and timeframes for testing water used in renal dialysis</li> <li>• Adds new ME 4 requiring implementation of measures, and monitoring their effectiveness, to prevent contamination and growth of bacteria in water</li> <li>• Renumbers MEs accordingly</li> </ul> |              | <p style="text-align: center;">✓</p> <p style="text-align: center;">✓</p> |
| FMS.10                                     | FMS.10                                              | <ul style="list-style-type: none"> <li>• Adds language to the standard, intent, and ME 1 to clarify the need to include the safety program in data collection and analysis</li> </ul>                                                                                                                                                                                                                                                                                                                                                                                                                                                                                                                                                   |              |                                                                           |
| FMS.11 through FMS.11.2                    | FMS.11 through FMS.11.2                             | <ul style="list-style-type: none"> <li>• Removes requirement in FMS.11, ME 2 (5<sup>th</sup> edition) for visitors to be trained in the fire safety program</li> </ul>                                                                                                                                                                                                                                                                                                                                                                                                                                                                                                                                                                  |              |                                                                           |
| SQE.3                                      | SQE.3                                               | <ul style="list-style-type: none"> <li>• Adds language to ME 2 to clarify that new clinical staff may be evaluated either before or at the time they begin their work responsibilities</li> </ul>                                                                                                                                                                                                                                                                                                                                                                                                                                                                                                                                       |              |                                                                           |
| SQE.4                                      | SQE.4                                               | <ul style="list-style-type: none"> <li>• Adds language to ME 2 to clarify that new nonclinical staff may be evaluated either before or at the time they begin their work responsibilities</li> </ul>                                                                                                                                                                                                                                                                                                                                                                                                                                                                                                                                    |              |                                                                           |
| SQE.5                                      | SQE.5                                               | <ul style="list-style-type: none"> <li>• Provides language in the intent and MEs to clarify the required contents of a personnel file</li> <li>• Adds a requirement to ME 1 that personnel files be kept confidential</li> <li>• Combines ME 4 (5<sup>th</sup> edition) and ME 2 (5<sup>th</sup> edition) as ME 2 (6<sup>th</sup> edition)</li> <li>• Adds new ME 4 requiring documentation of orientation as well as record of in-service education from ME 6 in the 5<sup>th</sup> edition</li> <li>• Adds new ME 6 requiring documentation of health information</li> </ul>                                                                                                                                                          |              | <p style="text-align: center;">✓</p> <p style="text-align: center;">✓</p> |

| 6 <sup>th</sup> Edition Standard(s) Number | Previous 5 <sup>th</sup> Edition Standard(s) Number    | Description of Changes                                                                                                                                                                                                                                                                                                                                                                                                                                                                                                                                                                                                                                                                                                                                                                                                       | New Standard | New ME(s) |
|--------------------------------------------|--------------------------------------------------------|------------------------------------------------------------------------------------------------------------------------------------------------------------------------------------------------------------------------------------------------------------------------------------------------------------------------------------------------------------------------------------------------------------------------------------------------------------------------------------------------------------------------------------------------------------------------------------------------------------------------------------------------------------------------------------------------------------------------------------------------------------------------------------------------------------------------------|--------------|-----------|
| SQE.8.2                                    | SQE.8.2                                                | <ul style="list-style-type: none"> <li>• Introduces a change in the standard that addresses the physical and mental health of staff and safe working conditions for staff</li> <li>• The staff health and safety program introduces new requirements (identified in the intent and ME 2) related to the following:                             <ul style="list-style-type: none"> <li>• Initial employment health screening</li> <li>• Control of harmful occupational exposures, such as toxic drugs and harmful noise</li> <li>• Education, training, and interventions for safe patient handling</li> <li>• Education, training, and interventions for staff who may be second victims of adverse or sentinel events</li> <li>• Treatment for common work-related conditions such as back injuries</li> </ul> </li> </ul> |              | ✓         |
| SQE.8.2.1                                  | New standard—not previously in 5 <sup>th</sup> edition | <ul style="list-style-type: none"> <li>• Creates new standard to address staff vaccinations and developing strategies for minimizing patient exposure to health care–associated infections, previously a requirement of SQE.8.2, ME 2 (5<sup>th</sup> edition)</li> <li>• Introduces the concept that the hospital is responsible for identifying strategies that reduce the risk of exposure to patients of infectious diseases from unvaccinated staff</li> </ul>                                                                                                                                                                                                                                                                                                                                                          | ✓            |           |
| SQE.9 through SQE.9.2                      | SQE.9 through SQE.9.2                                  | <ul style="list-style-type: none"> <li>• Adds language to the intent and ME 2 of SQE.9.2 to clarify requirements regarding physicians whose primary source verification (PSV) is delayed</li> </ul>                                                                                                                                                                                                                                                                                                                                                                                                                                                                                                                                                                                                                          |              |           |
| SQE.11                                     | SQE.11                                                 | <ul style="list-style-type: none"> <li>• Revises language in the intent for clarification purposes</li> </ul>                                                                                                                                                                                                                                                                                                                                                                                                                                                                                                                                                                                                                                                                                                                |              |           |
| SQE.13                                     | SQE.13                                                 | <ul style="list-style-type: none"> <li>• Revises language in the intent and MEs 1, 2, and 3 to clarify the requirements for PSV expectations</li> </ul>                                                                                                                                                                                                                                                                                                                                                                                                                                                                                                                                                                                                                                                                      |              |           |
| SQE.15                                     | SQE.15                                                 | <ul style="list-style-type: none"> <li>• Revises language in the intent and MEs 1, 2, and 3 to clarify the requirements for PSV expectations</li> </ul>                                                                                                                                                                                                                                                                                                                                                                                                                                                                                                                                                                                                                                                                      |              |           |
| MOI.2                                      | MOI.2                                                  | <ul style="list-style-type: none"> <li>• Adds language to the intent to clarify the need to maintain data integrity during planned and unplanned downtime</li> <li>• Adds language to ME 5 to clarify that actions are taken when confidentiality, security, or data integrity are violated</li> </ul>                                                                                                                                                                                                                                                                                                                                                                                                                                                                                                                       |              |           |

| 6 <sup>th</sup> Edition Standard(s) Number | Previous 5 <sup>th</sup> Edition Standard(s) Number | Description of Changes                                                                                                                                                                                                                                                                                                                                                                                                                                                                                                                                                                                                                                                                                                                                                                                                                                                    | New Standard | New ME(s) |
|--------------------------------------------|-----------------------------------------------------|---------------------------------------------------------------------------------------------------------------------------------------------------------------------------------------------------------------------------------------------------------------------------------------------------------------------------------------------------------------------------------------------------------------------------------------------------------------------------------------------------------------------------------------------------------------------------------------------------------------------------------------------------------------------------------------------------------------------------------------------------------------------------------------------------------------------------------------------------------------------------|--------------|-----------|
| MOI.4                                      | MOI.4                                               | <ul style="list-style-type: none"> <li>• Combines MEs 1 and 2 (5<sup>th</sup> edition) into revised ME 1</li> <li>• Eliminates ME 3 (5<sup>th</sup> edition), which required standardized definitions to be used</li> <li>• Revises MEs 2, 3, and 4 for clarity</li> <li>• Adds language to ME 3 to clarify that each abbreviation has only one meaning</li> <li>• Adds new ME 5 prohibiting the use of abbreviations on informed consent documents, discharge instructions, discharge summaries, and other documents patients and families receive from the hospital about the patient's care</li> <li>• Combines requirements for monitoring uniform use of codes, symbols, and abbreviations in ME 6 and clarifies that actions are taken to improve processes when needed</li> <li>• Adds language and examples to standard and intent for overall clarity</li> </ul> |              | ✓         |
| MOI.6                                      | MOI.7                                               | <ul style="list-style-type: none"> <li>• Renumbers MOI.7 (5<sup>th</sup> edition)</li> </ul>                                                                                                                                                                                                                                                                                                                                                                                                                                                                                                                                                                                                                                                                                                                                                                              |              |           |
| MOI.7                                      | MOI.8                                               | <ul style="list-style-type: none"> <li>• Renumbers MOI.8 (5<sup>th</sup> edition)</li> </ul>                                                                                                                                                                                                                                                                                                                                                                                                                                                                                                                                                                                                                                                                                                                                                                              |              |           |
| MOI.8                                      | MOI.9                                               | <ul style="list-style-type: none"> <li>• Renumbers MOI.9 (5<sup>th</sup> edition)</li> <li>• Revises language in intent for clarification purposes</li> <li>• Adds language of intent in MOI.9.1 (5<sup>th</sup> edition) to MOI.8 (6<sup>th</sup> edition)</li> <li>• Adds new ME 3 related to tracking new and revised policies and procedures; renumbers MEs accordingly</li> </ul>                                                                                                                                                                                                                                                                                                                                                                                                                                                                                    |              | ✓         |
| MOI.8.1                                    | MOI.9.1                                             | <ul style="list-style-type: none"> <li>• Moves language of intent in MOI.9.1 (5<sup>th</sup> edition) to MOI.8 (6<sup>th</sup> edition)</li> <li>• Renumbers MOI.9.1 (5<sup>th</sup> edition)</li> </ul>                                                                                                                                                                                                                                                                                                                                                                                                                                                                                                                                                                                                                                                                  |              |           |
| MOI.9                                      | MOI.10                                              | <ul style="list-style-type: none"> <li>• Revises language in standards, intent, and MEs for clarification purposes</li> <li>• Renumbers MOI.10 (5<sup>th</sup> edition)</li> </ul>                                                                                                                                                                                                                                                                                                                                                                                                                                                                                                                                                                                                                                                                                        |              |           |
| MOI.9.1                                    | MOI.10.1                                            | <ul style="list-style-type: none"> <li>• Renumbers MOI.10.1 (5<sup>th</sup> edition)</li> </ul>                                                                                                                                                                                                                                                                                                                                                                                                                                                                                                                                                                                                                                                                                                                                                                           |              |           |
| MOI.10                                     | MOI.10.1.1                                          | <ul style="list-style-type: none"> <li>• Renumbers MOI.10.1.1 (5<sup>th</sup> edition)</li> </ul>                                                                                                                                                                                                                                                                                                                                                                                                                                                                                                                                                                                                                                                                                                                                                                         |              |           |

| 6 <sup>th</sup> Edition Standard(s) Number | Previous 5 <sup>th</sup> Edition Standard(s) Number      | Description of Changes                                                                                                                                                                                                                                                                                                                                                                                                                                                                                                                                        | New Standard | New ME(s) |
|--------------------------------------------|----------------------------------------------------------|---------------------------------------------------------------------------------------------------------------------------------------------------------------------------------------------------------------------------------------------------------------------------------------------------------------------------------------------------------------------------------------------------------------------------------------------------------------------------------------------------------------------------------------------------------------|--------------|-----------|
| MOI.11.1.1                                 | New standard— not previously in 5 <sup>th</sup> edition  | <ul style="list-style-type: none"> <li>• Introduces a new standard to address the practice of copy-and-paste in organizations using electronic medical records</li> <li>• ME 1 requires the proper use of copy-and-paste</li> <li>• ME 2 requires education and training on copy-and-paste</li> <li>• ME 3 requires monitoring compliance with copy-and-paste guidelines and implementing corrective actions as needed</li> <li>• ME 4 requires a process to ensure the accuracy of electronic medical records</li> </ul>                                     | ✓            |           |
| MOI.12                                     | MOI.12                                                   | <ul style="list-style-type: none"> <li>• Revises language of intent and ME 1 to better define the requirement for a representative sample of medical records</li> </ul>                                                                                                                                                                                                                                                                                                                                                                                       |              |           |
| MOI.13                                     | MOI.6                                                    | <ul style="list-style-type: none"> <li>• Renumbers MOI.6 (5<sup>th</sup> edition)</li> </ul>                                                                                                                                                                                                                                                                                                                                                                                                                                                                  |              |           |
| MOI.14                                     | New standard – not previously in 5 <sup>th</sup> edition | <ul style="list-style-type: none"> <li>• Introduces a new standard that requires the hospital to develop, maintain, and test a program for response to planned and unplanned downtime</li> <li>• ME 1 requires testing of the program at least annually</li> <li>• ME 2 requires the hospital to identify the probable impact of downtime</li> <li>• ME 3 requires the development of continuity strategies</li> <li>• ME 4 requires downtime recovery tactics and ongoing data backup</li> <li>• ME 5 requires staff training in downtime actions</li> </ul> | ✓            |           |
| MPE.4                                      | MPE.4                                                    | <ul style="list-style-type: none"> <li>• Adds language to the intent and ME 1 to clarify the requirements related to supervision</li> </ul>                                                                                                                                                                                                                                                                                                                                                                                                                   |              |           |
| MPE.5                                      | MPE.5                                                    | <ul style="list-style-type: none"> <li>• Adds language to the intent to clarify that documentation of student status may be limited depending on the level of training</li> </ul>                                                                                                                                                                                                                                                                                                                                                                             |              |           |
| MPE.7                                      | MPE.7                                                    | <ul style="list-style-type: none"> <li>• Revises language in ME 2 to clarify requirement of medical trainees working outside of their training program</li> </ul>                                                                                                                                                                                                                                                                                                                                                                                             |              |           |
| HRP.2                                      | HRP.2                                                    | <ul style="list-style-type: none"> <li>• Revises language in the intent to align with the eligibility criteria for academic medical center hospitals as it relates to the conduct of medical research in the organization</li> </ul>                                                                                                                                                                                                                                                                                                                          |              |           |
| HRP.4                                      | HRP.4                                                    | <ul style="list-style-type: none"> <li>• Revises language in ME 4 requiring leadership to ensure that exempt research is identified</li> </ul>                                                                                                                                                                                                                                                                                                                                                                                                                |              |           |

# Section I: Accreditation Participation Requirements

**Section I: Accreditation Participation Requirements**

# Accreditation Participation Requirements (APR)

## Overview

Should be read by all people involved by the accreditation process

This section consists of specific requirements for participation in the Joint Commission International (JCI) accreditation process and for maintaining an accreditation award.

For a hospital seeking accreditation for the first time, compliance with many of the APRs is assessed during the initial survey. For the already-accredited hospital, compliance with the APRs is assessed throughout the accreditation cycle, through on-site surveys, the Strategic Improvement Plan (SIP), and periodic updates of hospital-specific data and information.

Organizations are either compliant or not compliant with the APRs. When a hospital does not comply with certain APRs, the hospital may be asked to submit a SIP, or the noncompliance may result in being placed At Risk for Denial of Accreditation. However, refusal to permit performance of on-site survey activities, such as limiting or denying access to authorized JCI staff (APR.4), will lead to the loss or *denial of accreditation*. How the requirement is evaluated and the consequences of noncompliance are noted with each APR.

Please note that the APRs are not scored in the same manner as the standards chapters, and their evaluation does not directly impact the outcome of an *accreditation survey*.

## Goals, Standards, Intents, and Measurable Elements

To obtain the most current version of the Accreditation Participation Requirements (APRs), please access the APRs at <http://www.jointcommissioninternational.org/hospital-accreditation-participation-requirements/>.

### Requirement: APR.1

The hospital meets all requirements for timely submissions of data and information to Joint Commission International (JCI).

#### Rationale for APR.1

There are many points in the accreditation process at which data and information are required. Some **examples** include the completion of the electronic application (E-App), annual updates to the E-App, submission of a Strategic Improvement Plan (SIP), any changes in hospital executive leadership such as a change in ownership, Office of Quality and Safety Monitoring requests for information, JCI Accreditation requests for verification of information received from a regulatory or other authority, or timely notification of intent to appeal an accreditation decision. Relevant accreditation policies and procedures inform the hospital of what data and/or information are required and the time frame for submission.

#### Evaluation of APR.1

Evaluation occurs throughout the accreditation life cycle in relation to the required submissions.

### Consequences of Noncompliance with APR.1

If the hospital fails to meet the requirements for the timely submission of data and information to JCI, the hospital will be considered At Risk for Denial of Accreditation and may be required to undergo a for-cause survey. Failure to resolve this issue in a timely manner or at the time of the for-cause survey may result in Denial of Accreditation. These consequences address only compliance with the requirement itself and not the content of the hospital's submissions to JCI. **For example**, if information in a hospital's E-App leads to inaccuracies in the appropriate length of the survey and a longer survey is required, the hospital will incur the additional costs of the longer survey. In addition, if there is evidence that the hospital has falsified or withheld the information or intentionally deleted information submitted to JCI, the requirement at APR.2 and its consequences will apply.

---

### Requirement: APR.2

The hospital provides JCI with accurate and complete information throughout all phases of the accreditation process.

#### Rationale for APR.2

JCI requires each hospital seeking accreditation or already accredited to engage in the accreditation process with honesty, integrity, and transparency. This type of engagement in the accreditation process is evident by providing complete and accurate information during all phases of the three-year cycle of the accreditation process.

Hospitals provide information to JCI in any of the following ways:

- Verbally
- Direct observation by, or in an interview or any other type of communication with, a JCI employee
- Electronic or hard-copy documents through a third party, such as the media, or a government report

For the purpose of this requirement, *falsification* of information is defined as the fabrication, in whole or in part, of any information provided by an applicant or accredited organization to JCI. Falsification may include redrafting, reformatting, or deleting document content or submitting false information, reports, data, or other materials.

#### Evaluation of APR.2

Evaluation of this APR begins during the application process and continues as long as the hospital is accredited by or seeking accreditation by JCI.

### Consequences of Noncompliance with APR.2

If JCI is reasonably convinced that the hospital has submitted inaccurate or falsified information to JCI or has presented inaccurate or falsified information to surveyors, the hospital will be considered At Risk for Denial of Accreditation and may be required to undergo a for-cause survey. Failure to resolve this issue in a timely manner or at the time of the for-cause survey may result in Denial of Accreditation.

---

### Requirement: APR.3

The hospital reports within 30 days of the effective date of any change(s) in the hospital's profile (electronic database) or information provided to JCI via the E-App before and between surveys.

#### Rationale for APR.3

JCI collects core information regarding each hospital's profile in its E-App to understand ownership, licensure, scope and volume of patient services, and types of patient care facilities, among other factors. When any of



these factors change, JCI must evaluate the change to determine if the change is within or outside of the scope of a planned initial survey or the scope of a current accreditation award.

Thus, the hospital notifies JCI within 30 days of the effective date of the change for the following:

- A change in hospital ownership and/or name
- The revocation or restriction of operational licenses or permits, any limitation or closure of patient care services, any sanctions of professional or other staff, or other actions under laws and regulations brought by relevant health authorities
- Alteration or changes in use of patient care buildings, construction of new or expansion of patient care buildings, or the occupation of buildings in new locations in the community, to expand the types and volume of patient care services 25% or more than was stated in the hospital's profile or was not reported as a patient care location in the E-App, or was not included in the scope of the previous accreditation survey
- Intentional expansion of the hospital's capacity to provide services in the absence of new, renovated, or expanded facilities by 25% or greater, as measured by patient volume, scope of services, or other relevant measures
- The addition or deletion of one or more types of health care services, such as addition of a dialysis unit or discontinuation of trauma care
- The hospital has merged with, consolidated with, or acquired an unaccredited site, service, or program for which there are applicable JCI standards.

JCI accreditation does not automatically extend accreditation to new services and facilities. Based on the change, JCI may request additional information or documents; **for example**, policies, floor plans, fire safety plan, credentials of new staff for a new service, and so on. When JCI is unable to fully evaluate the changes with the additional information or documents provided, an extension survey may be necessary for all or a portion of the hospital again or for the first time in the case of new facilities or services.

### Evaluation of APR.3

Evaluation of this APR begins during the electronic application process and continues as long as the hospital is accredited by or seeking accreditation by JCI. Changes reported may be evaluated off-site or by an extension survey.

### Consequences of Noncompliance with APR.3

If the hospital does not provide notification to JCI within 30 days of the effective date of any change(s), the hospital will be placed At Risk for Denial of Accreditation and an extension survey may be conducted.

## Requirement: APR.4

The hospital permits on-site evaluations of standards and policy compliance or verification of quality and safety concerns, reports, or regulatory authority sanctions at the discretion of JCI.

### Rationale for APR.4

Achieving JCI accreditation implies to the public, governmental agencies, and payment sources, among others, that the hospital is in compliance with JCI standards and accreditation policies at all times. Thus, it is important that JCI has the right to enter all or any portion of the hospital on an **announced or unannounced basis** to confirm standards and accreditation policy compliance and/or evaluate patient safety and quality concerns at any time during all phases of accreditation. Surveyors will always present an official letter of introduction and at least one other form of identification as a JCI representative when the visit is unannounced.

## Evaluation of APR.4

Evaluation of this requirement is ongoing during any phase of accreditation.

## Consequences of Noncompliance with APR.4

JCI will withdraw the accreditation of a hospital that denies or limits access to authorized JCI staff to perform an on-site evaluation.

---

## Requirement: APR.5

The hospital allows JCI to request (from the hospital or outside agency) and review an original or authenticated copy of the results and reports of external evaluations from publicly recognized bodies.

## Rationale for APR.5

In order to conduct a thorough accreditation survey, JCI collects information on many aspects of hospital operations. External bodies other than JCI evaluate areas related to safety and quality—for example, fire safety inspections, staff working conditions inspections, and evaluation of safety incidents or quality complaints by local authorities. These evaluations complement accreditation reviews but may have a different focus or emphasis. These evaluations may produce information JCI needs to make accreditation decisions.

## Evaluation of APR.5

When requested, the hospital provides JCI with all official records, reports, and recommendations of outside agencies, such as licensing, examining, reviewing, government, or planning bodies. JCI may also request such reports directly from the outside agency. The reports can be requested during any phase of accreditation, including during an accreditation survey or as part of the evaluation of a quality concern or incident.

## Consequences of Noncompliance with APR.5

When the hospital fails to provide an official report when requested during an on-site survey, relevant standards will be scored out of compliance and the hospital may be required to undergo a for-cause survey to review the report and the relevant standards. When the hospital fails to provide a requested report during other phases of accreditation, a for-cause survey may be required.

---

## Requirement: APR.6

Currently not in effect.

---

## Requirement: APR.7

The hospital selects and uses measures as part of its quality improvement measurement system.

## Rationale for APR.7

Collection, analysis, and use of data are important for any quality improvement system and are at the core of the JCI accreditation process. Many Joint Commission International (JCI) standards specify that organizations must collect data as part of their quality improvement system (for example, GLD.11, GLD.11.2, among others). To comply with these standards, the organization's leadership selects well-defined, evidence-based measures that are applicable to the organization's patient populations and services. The organization analyzes measurement data, and the data are used to inform and propel quality improvement activities in the organization.

Organizations are free to choose any well-defined, evidence-based measures and measurement approaches that address process and outcomes for which the data will guide improvement in the delivery of patient care. Acceptable measures are those developed by

- the organization's quality leadership and team;
- a municipal, regional, or national health authority; and/or
- internationally recognized health care quality authorities, such as Joint Commission International, the Institute for Healthcare Improvement, or the US-based Agency for Healthcare Research and Quality

JCI's measures are presented via its International Library of Measures and are detailed on JCI Direct Connect, JCI's client extranet portal. The Joint Commission International Library of Measures provides uniform, precise specifications for the collection of data standardized to permit comparison over time within a hospital and for comparisons among hospitals. Organizations are encouraged, but not required, to use the Library measures to comply with APR.7. The organization may adapt or modify the Library measures to meet their specific needs; however, if organizations choose to publicize their use of the Library measures, they are required to follow all Library specifications, without deviation, as found on JCI Direct Connect. More information about the Library is available on the Continuous Compliance page of JCI Direct Connect, including guidance and tools related to collecting and aggregating measures and data.

### Evaluation of APR.7

The selection and use of quality measures are evaluated throughout all phases of accreditation, primarily during the on-site survey process.

### Consequences of Noncompliance with APR.7

A Strategic Improvement Plan (SIP) will be required when a hospital is found not to be compliant with this requirement.

## Requirement: APR.8

The hospital accurately represents its accreditation status and the programs and services to which JCI accreditation applies. Only hospitals with current JCI accreditation may display the Gold Seal.

### Rationale for APR.8

The hospital's website, advertising and promotion, and other information made available to the public accurately reflect the scope of programs and services that are accredited by JCI.

The hospital does not engage in any false or misleading advertising about its accreditation award.

### Evaluation of APR.8

Conformance with this requirement is evaluated throughout all phases of accreditation of the hospital.

### Consequences of Noncompliance with APR.8

Failure of a hospital to withdraw or otherwise correct inaccurate information will place the organization At Risk for Denial of Accreditation and a for-cause survey may be conducted.

## Requirement: APR.9

Any individual hospital staff member (clinical or administrative) can report concerns about patient safety and quality of care to JCI without retaliatory action from the hospital.

To support this culture of safety, the hospital must communicate to staff that such reporting is permitted. In addition, the hospital must make it clear to staff that no formal disciplinary actions (for example, demotions,

reassignments, or change in working conditions or hours) or informal punitive actions (**for example**, harassment, isolation, or abuse) will be threatened or carried out in retaliation for reporting concerns to JCI.

### **Rationale for APR.9**

To create a “safe” reporting environment, the hospital educates all staff that concerns about the safety or quality of patient care provided in the hospital may be reported to JCI. The hospital also informs its staff that it will take no disciplinary or punitive action because a staff member reports safety or quality-of-care concerns to JCI.

### **Evaluation of APR.9**

The evaluation of this requirement is throughout all phases of accreditation and includes, but is not limited to, information from both on-site and off-site activities or from investigation of complaints submitted to JCI.

### **Consequences of Noncompliance with APR.9**

Confirmed reports of retaliatory actions to staff who reported a quality and patient safety issue to JCI will place the hospital At Risk for Denial of Accreditation and a for-cause survey may be conducted.

## **Requirement: APR.10**

Translation and interpretation services arranged by the hospital for an accreditation survey and any related activities are provided by qualified translation and interpretation professionals who have no relationship to the hospital.

Qualified translators and interpreters provide to the hospital and JCI documentation of their experience in translation and interpretation. The documentation may include, but is not limited to, the following:

- Evidence of advanced education in English and in the language of the host hospital
- Evidence of translation and interpretation experience, preferably in the medical field
- Evidence of employment as a professional translator or interpreter, preferably full-time
- Evidence of continuing education in translation and interpretation, preferably in the medical field
- Membership(s) in professional translation and interpretation associations
- Translation and interpretation proficiency testing results, when applicable
- Translation and interpretation certifications, when applicable
- Other relevant translation and interpretation credentials

In some cases, JCI can provide organizations with a list of translators and interpreters that meet the requirements listed above.

### **Rationale for APR.10**

The integrity of the on-site evaluation process, as well as the integrity of the outcome, depend on the surveyor obtaining an unbiased, accurate understanding of his or her conversations with staff; and the hospital’s staff communicating effectively in their language with the surveyor. To ensure this accurate, unbiased exchange, translation and interpretation is provided by individuals qualified to provide translation and interpretation services, with evidence of experience in health care translation and/or interpretation services. Individuals providing translation and interpretation services are not current or former staff of the hospital and do not have any conflicts of interest, such as immediate family members or staff of an affiliated hospital. Individuals providing translation and interpretation services have not served in any consultation capacity to the hospital in relation to accreditation or accreditation preparation, with the possible exception of assistance in translating the documents required by JCI to be in English or providing translation and interpretation services at a previous survey.

**Evaluation of APR.10**

The hospital will submit the resumes of the selected translators no later than eight (8) weeks prior to the start of any JCI on-site survey. JCI Accreditation staff will obtain a signed conflict-of-interest statement from each translator. For unannounced surveys, the surveyor and/or JCI Accreditation staff will evaluate the credentials of the translators.

**Consequences of Noncompliance with APR.10**

When translators are found to be unqualified due to lack of professional experience and/or other qualifications, or no signed conflict-of-interest statement provided, the survey will be stopped until a suitable replacement can be found. The hospital is responsible for any additional costs related to the delay, including rescheduling of survey team members when necessary.

**Requirement: APR.11**

The hospital notifies the public it serves about how to contact its hospital management and JCI to report concerns about patient safety and quality of care.

Methods of notice may include, but are not limited to, distribution of information about JCI, including contact information in published materials such as brochures and/or posting this information on the hospital's website.

The following link is provided to report a patient safety or quality of care concern to JCI:  
<http://www.jointcommissioninternational.org/contact-us/report-a-quality-and-safety-issue/>.

Hospitals seeking initial accreditation should be prepared to discuss their plan on how compliance with this APR will be achieved once accredited.

**Rationale for APR.11**

JCI standards for hospitals require hospitals to have a mechanism to receive and respond to complaints, conflicts, and other patient care quality and safety concerns in a timely manner. The hospital needs to inform the public it serves about how to access this process. (*Also see PFR.3*)

The hospital also needs to inform the public about how to report concerns about patient safety and quality of care to JCI, in particular when the hospital process has not been effective in resolving the concern.

**Evaluation of APR.11**

Surveyors will evaluate how the hospital meets this requirement during the on-site evaluation process.

**Consequences of Noncompliance with APR.11**

A Strategic Improvement Plan (SIP) will be required when a hospital is found to not meet this requirement.

**Requirement: APR.12**

The hospital provides patient care in an environment that poses no risk of an immediate threat to patient safety, public health, or staff safety.

**Rationale for APR.12**

Patients, staff, and the public trust hospitals to be low-risk, safe places. Thus, hospitals maintain that trust with ongoing vigilant review and supervision of safety practices.

### **Evaluation of APR.12**

Evaluation occurs primarily during the on-site survey process, and also through other hospital reports or complaints, and/or sanctions by a regulatory authority, during all phases of accreditation.

### **Consequences of Noncompliance with APR.12**

Immediate threats discovered on-site during a survey interrupt the survey until the threat can be resolved or until the hospital, survey team, and JCI Accreditation staff can mediate the issue. Until the issue is resolved, the hospital is placed At Risk for Denial of Accreditation and a follow-up survey is conducted.

# Section II: Patient-Centered Standards

**Section II: Patient-Centered Standards**



# International Patient Safety Goals (IPSG)

## Overview

This chapter addresses the International Patient Safety Goals (IPSG), as required for implementation as of 1 January 2011 in all organizations accredited by Joint Commission International (JCI) under the International Standards for Hospitals.

The purpose of the IPSG is to promote specific improvements in patient safety. The goals highlight problematic areas in health care and describe evidence- and expert-based consensus solutions to these problems. Recognizing that sound system design is intrinsic to the delivery of safe, high-quality health care, the goals generally focus on system-wide solutions, wherever possible.

The goals are structured in the same manner as the other standards, including a standard (goal statement), an intent statement, and measurable elements. The goals are scored similar to other standards as “met,” “partially met,” or “not met.” The accreditation decision rules include compliance with the IPSG as a separate decision rule.

**Note:** Some standards require the hospital to have a written policy, procedure, program, or other written document for specific processes. Those standards are indicated by a © icon after the standard text.

## Standards

The following is a list of all standards for this function. They are presented here for your convenience without their intent statements or measurable elements. For more information about these standards, please see the next section in this chapter, Standards, Intents, and Measurable Elements.

### Goal 1: Identify Patients Correctly

**IPSG.1** The hospital develops and implements a process to improve accuracy of patient identifications. ©

### Goal 2: Improve Effective Communication

**IPSG.2** The hospital develops and implements a process to improve the effectiveness of verbal and/or telephone communication among caregivers. ©

**IPSG.2.1** The hospital develops and implements a process for reporting critical results of diagnostic tests. ©

**IPSG.2.2** The hospital develops and implements a process for handover communication. ©

### Goal 3: Improve the Safety of High-Alert Medications

**IPSG.3** The hospital develops and implements a process to improve the safety of high-alert medications. ©

**IPSG.3.1** The hospital develops and implements a process to manage the safe use of concentrated electrolytes. ©

**Goal 4: Ensure Safe Surgery**

**IPSG.4** The hospital develops and implements a process for the preoperative verification and surgical/invasive procedure site-marking. (P)

**IPSG.4.1** The hospital develops and implements a process for the time-out that is performed immediately prior to the start of the surgical/invasive procedure and the sign out that is conducted after the procedure. (P)

**Goal 5: Reduce the Risk of Health Care-Associated Infections**

**IPSG.5** The hospital adopts and implements evidence-based hand-hygiene guidelines to reduce the risk of health care-associated infections. (P)

**Goal 6: Reduce the Risk of Patient Harm Resulting from Falls**

**IPSG.6** The hospital develops and implements a process to reduce the risk of patient harm resulting from falls for the inpatient population. (P)

**IPSG.6.1** The hospital develops and implements a process to reduce the risk of patient harm resulting from falls for the outpatient population. (P)

**Goals, Standards, Intents, and Measurable Elements****Goal 1: Identify Patients Correctly****Standard IPSG.1**

The hospital develops and implements a process to improve accuracy of patient identifications. (P)

**Intent of IPSG.1**

Wrong-patient errors occur in virtually all aspects of diagnosis and treatment.<sup>1</sup> Patients may be sedated, disoriented, not fully alert, or comatose; may change beds, rooms, or locations within the hospital; may have sensory disabilities; may not remember their identity; or may be subject to other situations that may lead to errors in correct identification. The intent of this goal is twofold: first, to reliably identify the individual as the person for whom the service or treatment is intended; second, to match the service or treatment to that individual. (*Also see* MMU.4.1)

The identification process used throughout the hospital requires at least two ways in which to identify a *patient*, such as the patient's name, identification number, birth date, a bar-coded wristband, or other ways. (*Also see* MOI.9, ME 2 and MOI.9.1, ME 1) The patient's room number or location in the hospital cannot be used for identification. The *process* for using two different patient identifiers is uniform throughout the hospital. However, the two identifiers used in the inpatient department may be different from the two identifiers in the outpatient department. **For example**, the patient's name and identification number or medical record number may be used in all inpatient areas, and the patient name and birth date may be used in all outpatient departments, such as the emergency department, *ambulatory care* department, or other outpatient location.

There are special circumstances in which the hospital may need to develop a specific process for patient identification; **for example**, when a comatose or confused/disoriented patient arrives with no identification, in the case of a newborn when the parents have not immediately chosen a name, and other examples. The process takes into account the unique needs of the patients, and staff use the process for patient identification in these special circumstances to prevent error.<sup>2</sup>

Two different patient identifiers are required in any circumstance involving patient interventions. **For example**, patients are identified before providing treatments (such as administering medications, blood, or

blood products; serving a restricted diet tray; or providing radiation therapy); performing procedures (such as insertion of an intravenous line or hemodialysis); and before any diagnostic procedures (such as taking blood and other specimens for clinical testing, or performing a cardiac catheterization or diagnostic radiology procedure).

### Measurable Elements of IPSG.1

- 1. Patients are identified using two patient identifiers, not including the use of the patient's room number and location in the hospital. (Also see MMU.5.2, ME 4 and MOI.9, ME 2)
- 2. Patients are identified before performing diagnostic procedures, providing treatments, and performing other procedures. (Also see IPSG.4.1; AOP.5.7, ME 2; MMU.5.2, ME 4; and MMU.6.1)
- 3. The hospital ensures the correct identification of patients in special circumstances, such as the comatose patient or newborn who is not immediately named. (Also see COP.3)

## Goal 2: Improve Effective Communication

### Standard IPSG.2

The hospital develops and implements a process to improve the effectiveness of verbal and/or telephone communication among caregivers. (P)

#### Standard IPSG.2.1

The hospital develops and implements a process for reporting critical results of diagnostic tests. (P)

#### Standard IPSG.2.2

The hospital develops and implements a process for handover communication. (P)

#### Intent of IPSG.2 Through IPSG.2.2

Effective communication, which is timely, accurate, complete, unambiguous, and understood by the recipient, reduces errors and results in improved patient safety. Communication can be electronic, verbal, or written. Patient care circumstances that can be critically impacted by poor communication include verbal and telephone patient care orders, verbal and telephone communication of critical test results, and handover communications.

Patient care orders given verbally in-person and over the telephone, if permitted under local laws and regulations, are some of the most error-prone communications. Different accents, dialects, and pronunciations can make it difficult for the receiver to understand the order being given. **For example**, drug names and numbers that sound alike, such as erythromycin and azithromycin or fifteen and fifty, can affect the accuracy of the order. Background noise, interruptions, and unfamiliar drug names and terminology often compound the problem. Once received, a verbal order must be transcribed as a written order, which adds complexity and risk to the ordering process. (Also see COP.2.2 and MMU.4, ME 1)

The reporting of critical results of diagnostic tests is also a patient safety issue. Diagnostic tests include, but are not limited to, laboratory tests, radiology exams, nuclear medicine exams, ultrasound procedures, magnetic resonance imaging, and cardiac diagnostics. This includes critical results from any diagnostic tests performed at the bedside, such as point-of-care testing, portable radiographs, bedside ultrasounds, or transesophageal echocardiograms. Results that are significantly outside the normal range may indicate a high-risk or life-threatening condition. A formal reporting system that clearly identifies how critical results of diagnostic tests

are communicated to health care practitioners and how the information is documented reduces patient risks.<sup>3-5</sup>  
(Also see AOP.5.4)

Handover communications can also be referred to as *handoff* communications. Handovers of patient care within a hospital occur

- between *health care practitioners* (for example, physician to physician, physician to nurse, nurse to nurse, and so on);
- between different levels of care in the same hospital (for example, when the patient is moved from an intensive care unit to a medical unit or from an emergency department to the operating theatre);
- from inpatient units to diagnostic or other treatment departments, such as radiology or physical therapy; and
- between staff and patients/families, such as at discharge. (Also see ACC.4.1)

Breakdowns in communication can occur during any handover of patient care and can result in *adverse events*.<sup>6-8</sup> Interruptions and other distractions from unit activities can inhibit clear communication of important patient information. Standardized, critical content for communication between the patient, family, caregiver, and health care practitioners can significantly improve the outcomes related to handovers of patient care.<sup>9-14</sup> (Also see ACC.3)

Standardized forms, tools, or methods support a consistent and complete handover process. The content of the handover communication and the form, tool, or method used is standardized for the type of handover. The handover process may be different for different types of handovers within the hospital. **For example**, handovers of patient care for the emergency department to a medical ward may require a different process or different content than handovers for the operating theatre to the intensive care unit; however, the handovers are standardized for the type of handover occurring. Handover forms or tools, if used by the hospital, are not required to be part of the medical record. In addition, the detailed information communicated during the handover is not required to be documented in the medical record; however, the hospital may want to have documentation that the handover occurred. **For example**, the health care practitioner would record that he or she completed the handover and to whom he or she endorsed care, and then sign, date, and time the entry. (Also see MOI.11.1, MEs 1, 2, and 3)

Safe practices for effective communication include the following:

- Limiting verbal communication of prescription or medication orders to urgent situations in which immediate written or electronic communication is not feasible. **For example**, verbal orders can be disallowed when the prescriber is present and the patient's chart is available. Verbal orders can be restricted to situations in which it is difficult or impossible for hard-copy or electronic order transmission, such as during a sterile procedure.
- The development of guidelines for requesting and receiving test results on an emergency or STAT basis, the identification and definitions of critical tests and critical values, to whom and by whom critical test results are reported, and monitoring compliance (Also see AOP.5.1.1, ME 3)
- Writing down, or entering into a computer, the complete order or test result by the receiver of the information; the receiver reading back the order or test result; and the sender confirming that what has been written down and read back is accurate. Permissible alternatives for when the read-back process may not always be possible may be identified, such as in the operating theatre and in emergent situations in the emergency department or intensive care unit. (Also see COP.2.2; MMU.4)
- Use of standardized, critical content for communication between the patient, family, health care practitioner, and others involved in the patient's care during handovers of patient care.
- Use of standardized methods, forms, or tools to facilitate consistent and complete handovers of patient care

## Measurable Elements of IPSG.2

- ❑ 1. The complete verbal order is documented and read back by the receiver and confirmed by the individual giving the order. (Also see MMU.4.1)

- 2. The complete telephone order is documented and read back by the receiver and confirmed by the individual giving the order. (*Also see MMU.4.1*)
- 3. The complete test result is documented and read back by the receiver and confirmed by the individual giving the result.

### Measurable Elements of IPSG.2.1

- 1. The hospital has defined critical values for each type of diagnostic test.
- 2. The hospital has identified by whom and to whom critical results of diagnostic tests are reported.
- 3. The hospital has identified what information is documented in the medical record.

### Measurable Elements of IPSG.2.2

- 1. Standardized critical content is communicated between health care practitioners during handovers of patient care.
- 2. Standardized forms, tools, or methods support a consistent and complete handover process.
- 3. Data from adverse events resulting from handover communications are tracked and used to identify ways in which handovers can be improved, and improvements are implemented.

---

## Goal 3: Improve the Safety of High-Alert Medications

---

### Standard IPSG.3

The hospital develops and implements a process to improve the safety of high-alert medications. (P)

### Standard IPSG.3.1

The hospital develops and implements a process to manage the safe use of concentrated electrolytes. (P)

### Intent of IPSG.3 and IPSG.3.1

When medications are part of the patient treatment plan, appropriate management is critical to ensuring patient safety. Any medication, even those that can be purchased without a prescription, if used improperly can cause injury. However, high-alert medications cause harm more frequently, and the harm they produce is likely to be more serious when they are given in error. This can lead to increased patient suffering and potentially additional costs associated with caring for these patients. *High-alert medications* are those medications involved in a high percentage of errors and/or sentinel events, as well as medications that carry a higher risk for abuse or other adverse outcomes. **Examples** of high-alert medications include investigational medications, controlled medications, medications with a narrow therapeutic range, chemotherapy, anticoagulants, psychotherapeutic medications, and look-alike/sound-alike medications (LASA).

There are many medication names that sound or look like other medication names. Confusing names is a common cause of medication errors throughout the world. Contributing to this confusion are

- incomplete knowledge of drug names;
- newly available products;
- similar packaging or labeling;
- similar clinical use; and
- illegible prescriptions or misunderstanding during issuing of verbal orders.

**Examples** of lists of high-alert medications are available from organizations such as the Institute for Safe Medication Practices (ISMP) and the World Health Organization (WHO). For safe management, the

hospital needs to develop its own list(s) of high-alert medications based on its unique utilization patterns of medications and its own internal data about near misses, medication errors, and sentinel events. (*Also see* MMU.7.1 and QPS.7) The list includes medications identified as high risk for adverse outcomes. Information from the literature and/or Ministry of Health may also be useful in helping to identify which medications should be included. These medications are stored in a way that reduces the likelihood of inadvertent administration or ideally provides directions on the proper use of the medication. Strategies to improve the safety of high-alert medications may be tailored to the specific risk of each medication and should include consideration of prescribing, preparation, administration, and monitoring processes, in addition to safe storage strategies.

Medications at risk for look-alike/sound-alike confusion, such as similar medication names and similar product packaging, may lead to potentially harmful medication errors. Hospitals need to institute risk management strategies to minimize adverse events with LASA medications and enhance patient safety. (*Also see* MMU.4.1)

A frequently cited medication safety issue is the incorrect or unintentional administration of concentrated electrolytes (**for example**, potassium chloride [equal to or greater than 2 mEq/mL concentration], potassium phosphate [equal to or greater than 3 mmol/mL concentration], sodium chloride [greater than 0.9% concentration], and magnesium sulfate [equal to or greater than 50% concentration]). The most effective means to reduce or to eliminate these occurrences is to develop a process for managing concentrated electrolytes that includes removing the concentrated electrolytes from the patient care units to the pharmacy. (*Also see* MMU.3) The hospital identifies any areas where concentrated electrolytes are clinically necessary in the concentrated form as determined by evidence and professional practice, such as the intensive care unit or cardiac operating theatre, and identifies how they are clearly labeled and how they are stored in those areas in a manner that restricts access to prevent inadvertent administration.

### Measurable Elements of IPSG.3

- 1. The hospital identifies in writing its list of high-alert medications and develops and implements a process for managing these high-alert medications.
- 2. The hospital has a list of look-alike/sound-alike medications and develops and implements a process for managing look-alike sound-alike medications.
- 3. The process for managing high-alert medications and the process for managing look-alike/sound-alike medications are uniform throughout the hospital.

### Measurable Elements of IPSG.3.1

- 1. The hospital has a process that prevents inadvertent administration of concentrated electrolytes.
- 2. Concentrated electrolytes are present only in patient care units identified as clinically necessary in the concentrated form. (*Also see* MMU.5.2, ME 2)
- 3. Concentrated electrolytes that are stored in patient care units are clearly labeled and stored in a manner that restricts access and promotes safe use.

---

## **Goal 4: Ensure Safe Surgery**

---

### **Standard IPSG.4**

The hospital develops and implements a process for the preoperative verification and surgical/invasive procedure site-marking. (P)

## Standard IPSG.4.1

The hospital develops and implements a process for the time-out that is performed immediately prior to the start of the surgical/invasive procedure and the sign-out that is conducted after the procedure. ©

### Intent of IPSG.4 and IPSG.4.1

Significant patient injury and adverse and sentinel events resulting from wrong-site, wrong-procedure, and wrong-patient surgery are ongoing concerns for hospitals. Such events can result from ineffective or inadequate communication between members of the team conducting the *surgical/invasive procedure*, lack of a process for marking the procedure site, and lack of patient involvement in the site marking. In addition, inadequate patient assessment, inadequate medical record review, a culture that does not support open communication among team members, problems related to illegible handwriting, and the use of abbreviations are frequent contributing factors.

Surgical and invasive procedures include all procedures involving an incision or puncture, including, but not limited to, open surgical procedures, percutaneous aspiration, selected injections, biopsy, percutaneous cardiac and vascular diagnostic or interventional procedures, laparoscopies, and endoscopies.

Organizations need to identify all areas within the hospital where surgical and invasive procedures take place; **for example**, the cardiac catheterization lab, interventional radiology department, gastrointestinal lab, and the like. The approach the hospital takes to ensuring safe surgery applies to all areas of the hospital in which surgical and invasive procedures occur.

The (US) Joint Commission's Universal Protocol for Preventing Wrong Site, Wrong Procedure, and Wrong Person Surgery™ is based in part on the principle of using multiple strategies to achieve the goal of always identifying the correct patient, correct procedure, and correct site.<sup>25</sup> The essential elements of the Universal Protocol are

- the preoperative verification process;
- marking the surgical site; and
- the time-out that is held immediately before the start of the procedure.

### Preoperative Verification Process

Preoperative verification is an ongoing process of information gathering and confirmation. The purpose of the preoperative verification process is to

- verify the correct patient, procedure, and site;
- ensure that all relevant documents, images, and studies are available, properly labeled, and displayed; and
- verify that any required blood products, special medical equipment, and/or implants are present. (*Also see ASC.7.4*)

There are various elements of the preoperative verification process that can be completed before the patient arrives at the preoperative area—such as ensuring that documents, imaging, test results, and paperwork are properly labeled and match the patient's identifiers. Waiting until the time-out to complete the preoperative verification process may unnecessarily delay surgery if paperwork or imaging are not labeled or available when surgery is about to begin. It is more likely that portions of the preoperative verification may occur more than once and in more than one place. **For example**, the surgical consent may be obtained in the surgeon's office, and then verification that it has been completed may take place in the preoperative holding area.

### Marking the Site

Marking the surgical/invasive site involves the patient and is done with an instantly recognizable and unambiguous mark. Ideally, an "X" is not used as the mark as it may be interpreted as "not here" or "wrong side" and could potentially lead to errors in patient care.<sup>26,27</sup> The mark must be consistent throughout the hospital. The site is marked in all cases involving laterality, multiple structures (fingers, toes, lesions), or multiple levels (spine).

The surgical/invasive procedure site marking is done by the person who will perform the procedure. This person will do the entire surgical/invasive procedure and remain with the patient throughout the entire procedure. In cases of surgical procedures, the *responsible surgeon* typically performs the surgery and therefore would mark the site. There are different titles used for the responsible surgeon, such as attending or consultant surgeon. For nonsurgical invasive procedures, it may be a physician who will do the procedure, and it may take place in an area of the hospital outside of the operating theatre.

There are circumstances when a *trainee* may perform the site marking—this is when the trainee performs the entire procedure, requiring minimal or no supervision from the responsible surgeon or physician. In these circumstances, the trainee marks the surgical site. When a trainee is in the role of assisting the responsible surgeon or physician, only the responsible surgeon or physician may perform the site marking.

The site marking may take place any time before the surgical/invasive procedure begins as long as the patient is actively involved in the site marking whenever possible and the mark is visible after the patient is prepped and draped. **Examples** of when patient participation may not be possible include patients who are not competent to make health care decisions, children, and patients requiring emergent surgery.

### Time-Out

The time-out is held immediately before the start of the procedure with all team members present. During the time-out, the team agrees on the following components:

- a) Correct patient identity
- b) Correct procedure to be done
- c) Correct surgical/invasive procedure site

The time-out allows any unanswered questions or confusion to be resolved. The time-out is conducted in the location at which the procedure will be done and involves the active participation of the entire team. The patient does not have to participate in the time-out. Once the time-out is complete, no one from the team leaves the room. Completion of the time-out is documented and includes the date and time the time-out was completed. The hospital determines the amount and type of any additional documentation.

### Sign-Out

The WHO Surgical Safety Checklist includes a sign-out process, which is conducted in the area where the procedure was performed before the patient leaves.<sup>28</sup> The following components of the sign-out are verbally confirmed by a member of the team, typically a nurse:

- d) Name of the surgical/invasive procedure that was recorded/written
- e) Completion of instrument, sponge, and needle counts (as applicable)
- f) Labeling of specimens (when specimens are present during the sign-out process, labels are read aloud, including patient name) (*Also see* IPSG.1, ME 2 and AOP.5.7, ME 2)
- g) Any equipment problems to be addressed (as applicable)

### Measurable Elements of IPSG.4

1. The hospital implements a preoperative verification process through the use of a checklist or other mechanism to document, before the surgical/invasive procedure, that the informed consent is appropriate to the procedure; that the correct patient, correct procedure, and correct site are verified; and that all required documents, blood products, medical equipment, and implantable medical devices are on hand, correct, and functional.
2. The hospital uses an instantly recognizable and unambiguous mark for identifying the surgical/invasive site that is consistent throughout the hospital.
3. Surgical/invasive site marking is done by the person performing the procedure and involves the patient in the marking process.



**Measurable Elements of IPSG.4.1**

- 1. The full team actively participates in a time-out process, which includes a) through c) in the intent, in the area in which the surgical/invasive procedure will be performed, immediately before starting the procedure. Completion of the time-out is documented. (Also see MOI.11.1)
- 2. Before the patient leaves the area in which the surgical/invasive procedure was performed, a sign-out process is conducted, which includes at least d) through g) in the intent.
- 3. When surgical/invasive procedures are performed, including medical and dental procedures done in settings other than the operating theatre, the hospital uses uniform processes to ensure safe surgery.

---

## **Goal 5: Reduce the Risk of Health Care–Associated Infections**

---

**Standard IPSG.5**

The hospital adopts and implements evidence-based hand-hygiene guidelines to reduce the risk of health care–associated infections. ©

**Intent of IPSG.5**

Infection prevention and control are challenging in most health care settings, and rising rates of health care–associated infections are a major concern for patients and health care practitioners. Infections common to all health care settings include catheter-associated urinary tract infections, bloodstream infections, and pneumonia (often associated with mechanical ventilation).

Central to the elimination of these and other infections is proper hand hygiene. Evidence-based hand-hygiene guidelines are available from the World Health Organization (WHO), the United States Centers for Disease Control and Prevention (US CDC), and various other national and international organizations.<sup>29,30</sup> (Also see GLD.11.2)

The hospital adopts and implements current evidence-based hand-hygiene guidelines. Hand-hygiene guidelines are posted in appropriate areas, and staff are educated in proper hand-washing and hand-disinfection procedures. Soap, disinfectants, and towels or other means of drying are located in those areas where hand-washing and hand-disinfecting procedures are required. (Also see PCI.9)

**Measurable Elements of IPSG.5**

- 1. The hospital has adopted current evidence-based hand-hygiene guidelines.
- 2. The hospital implements a hand-hygiene program throughout the hospital.
- 3. Hand-washing and hand-disinfection procedures are used in accordance with hand-hygiene guidelines throughout the hospital. (Also see IPSG.9, ME 4)

## Goal 6: Reduce the Risk of Patient Harm Resulting from Falls

### Standard IPSG.6

The hospital develops and implements a process to reduce the risk of patient harm resulting from falls for the inpatient population. ⑥

### Standard IPSG.6.1

The hospital develops and implements a process to reduce the risk of patient harm resulting from falls for the outpatient population. ⑥

#### Intent of IPSG.6 and IPSG.6.1

Many injuries in hospitals to both inpatients and outpatients are a result of falls. The risk for falls is related to the patient, the situation, and/or the location. Risks associated with patients might include patient history of falls, medications use, alcohol consumption, gait or balance disturbances, visual impairments, altered mental status, and the like. Patients who have been initially assessed to be at low risk for falls may suddenly become at high risk. Reasons include, but are not limited to, surgery and/or anesthesia, sudden changes in patient condition, and adjustment in medications. Many patients require reassessment during their hospitalization. (Also see AOP.1.4)

Fall risk criteria identify the types of patients who are considered at high risk for falls. These criteria and any interventions applied are documented in the patient's medical record as they provide the evidence to support the patient's fall risk category. The hospital has the responsibility to identify the types of patients within their patient population who may be at high risk for falls. The documented criteria facilitate the continuity of care among the health care practitioners caring for a patient. (Also see ACC.3) **For example**, a practitioner caring for a patient after he or she leaves the operating theatre may not know if the patient, who is at high risk for falls was properly assessed and if interventions were applied unless proper documentation was completed.

In the context of the populations it serves, the services it provides, and its facilities, the hospital evaluates patient falls, and takes action to reduce the risk of falling and reduce the risk of injury should a fall occur. The hospital establishes a fall-risk reduction program based on appropriate policies and/or procedures. A fall reduction program includes risk assessment and periodic reassessment of a particular patient population and/or of the environment in which care and services are provided (such as those conducted during periodic safety tours). Measures and interventions are implemented to reduce fall risk for those identified patients, situations, and locations assessed to be at risk.<sup>31-33</sup>

Specific situations can pose a risk for falls. **An example** of a potential situational risk is when a patient arrives at the outpatient department from a long term care facility by ambulance for a radiologic examination. The patient may be at risk for falls in that situation when transferring from ambulance cart to exam table, or when changing positions while lying on the narrow exam table.

Specific locations may present higher fall risks because of the services provided. **For example**, a physical therapy department (inpatient or outpatient) has many types of specialized equipment used by patients that may increase the risk for falls, such as parallel bars, freestanding staircases, and exercise equipment.

All inpatients are assessed for fall risk using assessment tools and/or methods appropriate for the hospital's patient population(s).<sup>34,35</sup> **For example**, pediatric patients require a pediatric fall risk assessment tool, as a tool developed for adults will not accurately assess their risk for falls.

In the outpatient department(s), patients are screened for fall risk; however, only those patients whose condition, diagnosis, situation, and/or location identifies them as at risk for falls are screened.<sup>36,37</sup> If fall risk

is indicated from the screening, measures and/or interventions are implemented to reduce fall risk for those patients.

Screening generally involves performing a simple evaluation of the patient to determine if he or she exhibits a fall risk. Screening tools are commonly used, and include questions or items that are used to identify fall risk patients. **For example**, the questions may require a simple yes/no answer, or the tool may involve assigning a score to each item based on the patient's responses.

The hospital determines which outpatients are screened for fall risk. Location and situational risk as well as patient condition and characteristics may help identify those who should be screened for falls. **Examples** could include all patients in a physical therapy outpatient department, all patients arriving from long term care facilities by ambulance for outpatient procedures, patients scheduled for outpatient surgery involving procedural sedation or anesthesia, patients with gait or balance disturbances, patients with visual impairments, pediatric patients under the age of two, and so on.

### Measurable Elements of IPSG.6

- 1. The hospital implements a process for assessing all inpatients for fall risk and uses assessment tools/methods appropriate for the patients being served.
- 2. The hospital implements a process for the reassessment of inpatients who may become at risk for falls due to a change in condition, or are already at risk for falls based on the documented assessment.
- 3. Measures and/or interventions to reduce fall risk are implemented for those identified inpatients, situations, and locations within the hospital assessed to be at risk. Patient interventions are documented.

### Measurable Elements of IPSG.6.1

- 1. The hospital implements a process for screening outpatients whose condition, diagnosis, situation, or location may put them at risk for falls and uses screening tools/methods appropriate for the patients being served.
- 2. When fall risk is identified from the screening process, measures and/or interventions are implemented to reduce fall risk for those outpatients identified to be at risk, and the screening and interventions are documented.
- 3. Measures and/or interventions to reduce fall risk are implemented in situations and locations in the outpatient department(s) assessed to be a risk for falls.

### References

1. ECRI Institute. ECRI Institute PSO Deep Dive. Patient identification: Executive summary. Aug 2016. Accessed Nov 11, 2016. <https://www.ecri.org/Pages/Patient-Identification-Deep-Dive.aspx>.
2. The Joint Commission. Temporary names put newborns at risk. *Jt Quick Safety*. 2015 Oct;17:1–2. Accessed Nov 11, 2016. [https://www.jointcommission.org/assets/1/23/Quick\\_Safety\\_Issue\\_17\\_Oct\\_2015\\_10\\_20\\_15.pdf](https://www.jointcommission.org/assets/1/23/Quick_Safety_Issue_17_Oct_2015_10_20_15.pdf).
3. Mosallam R, Ibrahim SZ. Critical value reporting at Egyptian laboratories. *J Patient Saf*. Epub 2015 Jun 12.
4. Roy CL, et al. An initiative to improve the management of clinically significant test results in a large health care network. *Jt Comm J Qual Patient Saf*. 2013 Nov;39(11):517–527.
5. Yang D, Zhou Y, Yang C. Analysis of laboratory repeat critical values at a large tertiary teaching hospital in China. *PLoS One*. 2013;8(3):e59518.
6. Andersen HB, et al. Development and validation of a taxonomy of adverse handover events in hospital settings. *Cogn Technol Work*. 2015 Feb;17(1):79–87.
7. Smaggus A, Weinerman AS. Handover: The fragile lines of communication. *Canadian Journal of General Internal Medicine*. 2015;10(4):15–19.
8. Smith CJ, et al. Interunit handoffs from emergency department to inpatient care: A cross-sectional survey of physicians at a university medical center. *J Hosp Med*. 2015 Nov;10(11):711–717.

9. Agency for Healthcare Research and Quality (AHRQ). Strategy 3: Nurse bedside shift report. In *Guide to Patient and Family Engagement in Hospital Quality and Safety*. Rockville, MD: AHRQ, 2013. Accessed Nov 9, 2016. <http://www.ahrq.gov/professionals/systems/hospital/engagingfamilies/strategy3/index.html>.
10. Craig R, et al. Strengthening handover communication in pediatric cardiac intensive care. *Paediatr Anaesth*. 2012 Apr;22(4):393–399.
11. Drachler H, et al. The Handover Toolbox: A knowledge exchange and training platform for improving patient care. *BMJ Qual Saf*. 2012 Dec;21 Suppl 1:i114–120.
12. Johnson M, Jefferies D, Nicholls D. Developing a minimum data set for electronic nursing handover. *J Clin Nurs*. 2012 Feb;21(3–4):331–343.
13. Segall N, et al. Can we make postoperative patient handovers safer? A systematic review of the literature. *Anesth Analg*. 2012 Jul;115(1):102–115.
14. Starmer AJ, et al. Rates of medical errors and preventable adverse events among hospitalized children following implementation of a resident handoff bundle. *JAMA*. 2013 Dec 4;310(21):2262–2270.
15. Institute for Safe Medication Practices. Medication Safety Tools and Resources. 2016. Accessed Nov 13, 2016. <https://www.ismp.org/tools/>.
16. Khoo AL, et al. A multicenter, multidisciplinary, high-alert medication collaborative to improve patient safety: The Singapore experience. *Jt Comm J Qual Patient Saf*. 2013 May;39(5):205–212.
17. Shaw KN, et al.; Pediatric Emergency Care Applied Research Network. Reported medication events in a paediatric emergency research network: Sharing to improve patient safety. *Emerg Med J*. Epub 2012 Oct 31.
18. Agency for Healthcare Research and Quality Patient Safety Network. Patient Safety Primer: Medication Errors. 2015. (Updated: Mar 2015.) Accessed Nov 14, 2016. <https://psnet.ahrq.gov/primers/primer/23/medication-errors>.
19. Ching JM, et al. Using Lean to improve medication administration safety: In search of the “perfect dose.” *Jt Comm J Qual Patient Saf*. 2013 May;39(5):195–204.
20. DeHenau C, et al. Tallman lettering as a strategy for differentiation in look-alike, sound-alike drug names: The role of familiarity in differentiating drug doppelgangers. *Appl Ergon*. 2016;52:77–84.
21. Institute for Healthcare Improvement (IHI). *How-to Guide: Prevent Harm from High-Alert Medications*. Cambridge, MA: IHI, 2012. Accessed Nov 14, 2016. <http://www.ihl.org/knowledge/Pages/Tools/HowtoGuidePreventHarmfromHighAlertMedications.aspx>.
22. Irwin A, et al. The effect of proximity, tall man lettering, and time pressure on accurate visual perception of drug names. *Hum Factors*. 2013 Apr;55(2):253–266.
23. Or CK, Wang H. A comparison of the effects of different typographical methods on the recognizability of printed drug names. *Drug Saf*. 2014 May;37(5):351–359.
24. Ostini R, et al. Quality use of medicines—Medication safety issues in naming; look-alike, sound-alike medicine names. *Int J Pharm Pract*. 2012 Dec;20(6):349–357.
25. The Joint Commission. National Patient Safety Goals Effective January 1, 2016: Hospital Accreditation Program. 2016. Accessed November 12, 2016. [https://www.jointcommission.org/assets/1/6/2016\\_NPSG\\_HAP.pdf](https://www.jointcommission.org/assets/1/6/2016_NPSG_HAP.pdf)
26. American College of Obstetricians and Gynecologists. Patient safety in the surgical environment. Committee Opinion No. 464. *Obstet Gynecol*. 2010 Sep (Reaffirmed 2014);116:786–790.
27. Chabloz C, et al. Performance of correct procedure at correct body site: Correct site surgery. *Guide to Surgical Site Marking High 5s*. 2012 Oct:1–24.
28. World Health Organization. *Surgical Safety Checklist*. 2008. Accessed Nov 14, 2016. [http://www.who.int/patientsafety/safesurgery/tools\\_resources/SSSL\\_Checklist\\_finalJun08.pdf?ua=1](http://www.who.int/patientsafety/safesurgery/tools_resources/SSSL_Checklist_finalJun08.pdf?ua=1).
29. Centers for Disease Control and Prevention. Hand Hygiene in Healthcare Settings. 2016. Accessed Nov 14, 2016. <https://www.cdc.gov/handhygiene/>.
30. World Health Organization. Clean Care Is Safer Care. The Evidence for Clean Hands. (Updated: Apr 28, 2016.) Accessed Nov 14, 2016. [http://www.who.int/gpsc/country\\_work/en/](http://www.who.int/gpsc/country_work/en/).
31. Agency for Healthcare Research and Quality. *Preventing Falls in Hospitals: A Toolkit for Improving Quality of Care*. Rockville, MD: Agency for Healthcare Research and Quality, 2013. Accessed Nov 14, 2016. <http://www.ahrq.gov/professionals/systems/hospital/fallpxtoolkit/index.html>.
32. Boushon B, et al. *How-to Guide: Reducing Patient Injuries from Falls*. Cambridge, MA: Institute for Healthcare Improvement, 2014. Accessed November 25, 2016. <http://www.ihl.org/resources/Pages/Tools/TCABHowToGuideReducingPatientInjuriesfromFalls.aspx>
33. Miake-Lye IM, et al. Inpatient fall prevention programs as a patient safety strategy: A systematic review. *Ann Intern Med*. 2013 Mar 5;158(5 Pt 2):390–396.
34. Heafner L, et al. Development of a tool to assess risk for falls in women in hospital obstetric units. *Nurs Womens Health*. 2013 Apr–May;17(2):98–107.

35. Lee J, Geller AI, Strasser DC. Analytical review: Focus on fall screening assessments. *PM R*. 2013 Jul;5(7):609–621.
36. Fielding SJ, McKay M, Hyrkas K. Testing the reliability of the Fall Risk Screening Tool in an elderly ambulatory population. *J Nurs Manag*. 2013 Nov;21(8):1008–1015.
37. Wu TY, et al. Risk factors for single and recurrent falls: A prospective study of falls in community dwelling seniors without cognitive impairment. *Prev Med*. 2013 Nov;57(5):511-517.





# Access to Care and Continuity of Care (ACC)


---

## Overview

Health care organizations are pursuing a more comprehensive and integrated approach toward delivering health care. This approach is characterized by a high degree of collaboration and communication among health care practitioners. Hospitals need to consider the care provided as part of an *integrated system* of services, health care practitioners, and levels of care, which make up a *continuum of care*. The goal is to correctly match the patient's health care needs with the services available, to coordinate the services provided to the patient in the organization, and then to plan for discharge and follow-up. The result is improved patient care outcomes and more efficient use of available resources.

Information is essential for making correct decisions about


- which patient needs can be met by the health care organization;
- prioritization for patients presenting with urgent or immediate needs;
- efficient flow of services to the patient;
- access to intensive or specialized services;
- coordination and continuity of care;
- referral, transfer, or discharge of the patient to his or her home or to another care setting; and
- safe patient transportation.

**Note:** Some standards require the hospital to have a written policy, procedure, program, or other written document for specific processes. Those standards are indicated by a  icon after the standard text.


## Standards

The following is a list of all standards for this function. They are presented here for your convenience without their intent statements or measurable elements. For more information about these standards, please see the next section in this chapter, Standards, Intents, and Measurable Elements.

### Screening for Admission to the Hospital

**ACC.1** Patients who may be admitted to the hospital or who seek outpatient services are screened to identify if their health care needs match the hospital's mission and resources. 

**ACC.1.1** Patients with emergent, urgent, or immediate needs are given priority for assessment and treatment.

**ACC.1.2** The hospital considers the clinical needs of patients and informs patients when there are unusual delays for diagnostic and/or treatment services. 

### Admission to the Hospital

**ACC.2** The hospital has a process for admitting inpatients and for registering outpatients. 

- ACC.2.1** Patient needs for preventive, palliative, curative, and rehabilitative services are prioritized based on the patient's condition at the time of admission as an inpatient to the hospital.
- ACC.2.2** At admission as an inpatient, the patient and family receive education and orientation to the inpatient ward, information on the proposed care and any expected costs for care, and the expected outcomes of care.
  - ACC.2.2.1** The hospital develops a process to manage the flow of patients throughout the hospital. (P)
- ACC.2.3** Admission to departments/wards providing intensive or specialized services is determined by established criteria. (P)
  - ACC.2.3.1** Discharge from departments/wards providing intensive or specialized services is determined by established criteria. (P)

### Continuity of Care

- ACC.3** The hospital designs and carries out processes to provide continuity of patient care services in the hospital and coordination among health care practitioners. (P)
  - ACC.3.1** During all phases of inpatient care, there is a qualified individual identified as responsible for the patient's care. (P)
  - ACC.3.2** Information related to the patient's care is transferred with the patient.

### Discharge, Referral, and Follow-Up

- ACC.4** There is a process for the referral or discharge of patients that is based on the patient's health status and the need for continuing care or services. (P)
  - ACC.4.1** Patient and family education and instruction are related to the patient's continuing care needs.
  - ACC.4.2** The hospital cooperates with health care practitioners and outside agencies to ensure timely referrals.
  - ACC.4.3** The complete discharge summary is prepared for all inpatients.
    - ACC.4.3.1** Patient education and follow-up instructions are given in a form and language the patient can understand.
    - ACC.4.3.2** The medical records of inpatients contain a copy of the discharge summary. (P)
  - ACC.4.4** The records of outpatients requiring complex care or with complex diagnoses contain profiles of the medical care and are made available to health care practitioners providing care to those patients. (P)
  - ACC.4.5** The hospital has a process for the management and follow-up of patients who notify hospital staff that they intend to leave against medical advice.
    - ACC.4.5.1** The hospital has a process for the management of patients who leave the hospital against medical advice without notifying hospital staff.

### Transfer of Patients

- ACC.5** Patients are transferred to other organizations based on status, the need to meet their continuing care needs, and the ability of the receiving organization to meet patients' needs.



- ACC.5.1** The referring hospital develops a transfer process to ensure that patients are transferred safely.
- ACC.5.2** The receiving organization is given a written summary of the patient's clinical condition and the interventions provided by the referring hospital.
- ACC.5.3** The transfer process is documented in the patient's medical record. (P)

## Transportation

- ACC.6** The hospital's transportation services comply with relevant laws and regulations and meet requirements for quality and safe transport. (P)

# Standards, Intents, and Measurable Elements

## Screening for Admission to the Hospital

### Standard ACC.1

Patients who may be admitted to the hospital or who seek outpatient services are screened to identify if their health care needs match the hospital's mission and resources. (P)

#### Intent of ACC.1

Matching patient needs with the hospital's mission and resources depends on obtaining information on the patient's needs and condition through screening, usually at the point of first contact. The screening may be through triage criteria, visual evaluation, a physical examination, or the results of previously conducted physical, psychological, clinical laboratory, or diagnostic imaging evaluations. The screening can occur at a referring source, during emergency transport, or when the patient arrives at the hospital. It is important that decisions to treat, to transfer, or to refer are made only after the results of screening evaluations are available. Only those patients for whom the hospital has the clinical capability to provide the needed services, consistent with its mission, are considered for inpatient admission or registered for outpatient services. Certain screening exams or diagnostic tests may be required for every patient being admitted, or the hospital may identify specific screenings and tests for particular patient populations. **For example**, all patients with active diarrhea must have a screen for *Clostridium difficile*, or certain types of patients require screening for methicillin-resistant *Staphylococcus aureus*, such as all patients coming from long term care facilities. Specific screening tests or evaluations are identified when the hospital requires them prior to admission or registration. When the hospital does not have the clinical capability to provide the needed services, the patient is transferred, referred, or assisted in identifying sources of services to meet his or her needs. (*Also see* AOP.1)

#### Measurable Elements of ACC.1

- 1. Based on the results of screening, it is determined if the needs of the patient match the hospital's mission and resources. (*Also see* GLD.3.1, ME 1)
- 2. Patients are accepted if the hospital can provide the necessary services and the appropriate outpatient or inpatient setting for care.
- 3. If the patient's needs do not match the hospital's mission and resources, the hospital will transfer, refer, or assist the patient in identifying and/or obtaining appropriate sources of care. (*Also see* ACC.5, ME 1)
- 4. There is a process to provide the results of diagnostic tests to those responsible for determining if the patient is to be admitted, transferred, or referred.

- 5. Specific screening tests or evaluations are identified when the hospital requires them prior to admission or registration.
- 6. Patients are not admitted, transferred, or referred before the test results required for these decisions are available.

## Standard ACC.1.1

Patients with emergent, urgent, or immediate needs are given priority for assessment and treatment.

### Intent of ACC.1.1

Whether in the emergency department or outpatient urgent/immediate care clinic, patients with emergent, urgent, or immediate needs are identified by a recognized triage process. Included in the triage process is the early recognition of the signs and symptoms of communicable diseases.<sup>1-3</sup> Once identified as emergent, urgent, or requiring immediate needs, these patients are assessed and receive care as quickly as necessary. Patients identified with potential communicable diseases are segregated and/or isolated as needed. (*Also see* PCI.8, ME 2) Patients may be assessed by a physician or other qualified individual before other patients, receive diagnostic services as rapidly as possible, and begin treatment to meet their needs.

The triage process may include physiologic-based criteria, where possible and appropriate. The hospital trains staff to determine which patients need immediate care and how their care is given priority. When the hospital is not able to meet the needs of the patient with an *emergency* condition and the patient requires transfer to a higher level of care, the transferring hospital must provide and document stabilizing treatment within its capacity prior to transport.

### Measurable Elements of ACC.1.1

- 1. The hospital uses a recognized triage process that includes early recognition of communicable diseases, to prioritize patients with immediate needs. (*Also see* PCI.8.2, ME 2)
- 2. Staff are trained to use the criteria.
- 3. Patients are prioritized based on the urgency of their needs.
- 4. Emergency patients are assessed and stabilized within the capacity of the hospital prior to transfer. (*Also see* COP.1)
- 5. Stabilizing treatment provided prior to transport is documented in a record maintained by the transferring hospital. (*Also see* MOI.10)

## Standard ACC.1.2

The hospital considers the clinical needs of patients and informs patients when there are unusual delays for diagnostic and/or treatment services. (P)

### Intent of ACC.1.2

Patients are informed when there are known long delays for diagnostic and/or treatment services or when obtaining planned care may require placement on a waiting list. Patients are informed of the associated reasons for the delay and are informed of available alternatives. This requirement applies to inpatient and outpatient care and/or diagnostic services; it does not apply to minor or usual waiting periods for outpatient care or inpatient care, such as when a physician is behind schedule or when the emergency department is crowded and the waiting room is full. (*Also see* ACC.2.2.1) For some services, such as oncology or transplant, delays

may be consistent with national norms for those services and thus different than the delays for such services as diagnostic.

### Measurable Elements of ACC.1.2

- 1. Inpatients and outpatients are informed when there will be a delay in care and/or treatment.
- 2. Patients are informed of the reasons for the delay and provided with information on available alternatives consistent with their clinical needs.
- 3. The information is documented in the medical record.

---

## **Admission to the Hospital**

---

### Standard ACC.2

The hospital has a process for admitting inpatients and for registering outpatients. (P)

#### Intent of ACC.2

The process for admitting inpatients to the hospital for care and for registering outpatients for services is standardized. (*Also see ACC.2.2*) Staff are familiar with and follow the standardized process.

The process addresses

- registration for outpatient services or admission for inpatient services;
- admission directly from the emergency service to an inpatient unit; and
- the process for holding patients for observation.

### Measurable Elements of ACC.2

- 1. The outpatient registration process is standardized.
- 2. The inpatient admitting process is standardized.
- 3. There is a process for admitting emergency patients to inpatient units.
- 4. There is a process for holding patients for observation.
- 5. Staff are familiar with and follow all of the admission and registration processes.

---

### Standard ACC.2.1

Patient needs for preventive, palliative, curative, and rehabilitative services are prioritized based on the patient's condition at the time of admission as an inpatient to the hospital.

#### Intent of ACC.2.1

When patients are considered for admission as an inpatient to the hospital, the screening assessment helps health care practitioners identify and prioritize the *preventive, curative, rehabilitative, and palliative services* needed by the patient and select the most appropriate service or unit to meet the patient's most urgent or priority needs.

### Measurable Elements of ACC.2.1

- 1. The screening assessment helps health care practitioners identify the patient's needs.
- 2. The service or unit selected to meet these needs is based on the screening assessment findings.

- 3. Patients' needs related to preventive, curative, rehabilitative, and palliative services are prioritized.

## Standard ACC.2.2

At admission as an inpatient, the patient and family receive education and orientation to the inpatient ward, information on the proposed care and any expected costs for care, and the expected outcomes of care.

### Intent of ACC.2.2

During the admission process, patients and their families receive sufficient information to make knowledgeable decisions. (Also see ACC.2) Information is provided about the proposed care, the expected outcomes, and any expected cost to the patient or family for the care when not paid for by a public or private source. When financial constraints related to the cost of care are present, the hospital seeks ways to overcome those constraints. Such information can be in written form or provided verbally, noting such in the patient's medical record.

Patient safety is an important aspect of patient care. Orientation to the inpatient environment and equipment related to the care and services provided is an essential component of patient safety.

### Measurable Elements of ACC.2.2

- 1. On admission as an inpatient, the patient and family receive education and orientation to the inpatient ward. (Also see COP.3.1, ME 4)
- 2. The patient and family receive information on the proposed care. (Also see PFR.2, ME 2)
- 3. The patient and family receive information on the expected outcomes of care. (Also see PFR.2, ME 3)
- 4. The patient and family receive information on any expected costs related to the proposed care.

## Standard ACC.2.2.1

The hospital develops a process to manage the flow of patients throughout the hospital. ©

sape (Fr)

### Intent of ACC.2.2.1

Managing the flow of patients throughout the hospital is essential to preventing emergency department (ED) crowding and boarding of patients in the ED and in other temporary locations in the hospital waiting for inpatient beds. Boarding patients and ED crowding undermine the timeliness of care and, ultimately, patient safety.<sup>4-8</sup> Effective management of systemwide processes that support patient flow (such as admitting, assessment and treatment, patient transfer, shift changes, and discharge) can minimize delays in the delivery of care.<sup>9-20</sup> The components of the patient flow process address the following:

- a) Available supply of inpatient beds
- b) Facility plans for allocation of space, utilities, equipment, medical equipment, and supplies to support patient care for patients admitted to temporary locations in the hospital
- c) Staffing plans to support care of patients admitted to temporary inpatient locations in the hospital or boarded in the ED or temporary holding areas
- d) Patient flow through all areas where patients receive care, treatment, and services (such as inpatient units, laboratory, operating rooms, telemetry, radiology, and the postanesthesia care unit)
- e) Efficiency of nonclinical services that support patient care and treatment (such as housekeeping and transportation)
- f) Providing the same level of care to boarded patients waiting for an inpatient bed as the care provided to admitted patients in the inpatient unit (Also see COP.1, ME 1)

- g) Access to support services for boarded patients (such as social work, religious or spiritual support, and the like)

Monitoring and improving these processes are useful strategies to reduce patient flow problems. Staff from different departments and disciplines throughout the hospital—inpatient units, ED, medical staff, nursing, administration, environmental services, risk management—can make a significant contribution to understanding and resolving problems in patient flow. Measures and goals help identify impacts across units, reveal cycles and trends over time, and support accountability at all levels of the organization.

Boarding in the ED must be used as only a temporary solution to hospital crowding. Hospital plans identify a time frame by which boarded patients will be transferred from the ED and other temporary holding areas of the hospital to designated inpatient beds. The expectations here are intended to guide hospitals in providing safe areas, adequate and appropriate staffing for the care needed, and the assessment, reassessment, and care (within its capabilities) of patients who are subject to boarding while waiting for inpatient beds. (*Also see ACC.1.2*)

### Measurable Elements of ACC.2.2.1

- 1. The hospital develops and implements a process that supports the flow of patients through the hospital that addresses at least a) through g) in the intent. (*Also see GLD.3.1, ME 1*)
- 2. The hospital plans and provides for the care of patients needing admission who are boarded in the ED and other temporary holding areas in the hospital.
- 3. The hospital identifies and implements a time limit on boarding patients waiting for inpatient beds.
- 4. The individuals who manage patient flow processes review the effectiveness to identify and implement process improvements.

## Standard ACC.2.3

Admission to departments/wards providing intensive or specialized services is determined by established criteria. (P)

### Standard ACC.2.3.1

Discharge from departments/wards providing intensive or specialized services is determined by established criteria. (P)

#### Intent of ACC.2.3 and ACC.2.3.1

Departments/wards that provide intensive or specialized care (**for example**, postsurgical intensive care, the care of burn patients, or the care of organ/tissue transplant patients) are costly and usually are limited in space and staffing, thus hospitals may restrict admission to these specialized departments/wards (**for example**, admission to the intensive care department/ward may be restricted to only those patients with reversible medical conditions and not allowed for patients whose condition has been identified as terminal).

In such cases, the hospital must establish criteria for determining those patients who require the level of care provided in these specialized departments/wards.

To ensure consistency, the criteria should utilize prioritization and diagnostic and/or objective parameters, including physiologic-based criteria when possible. For hospitals with psychiatric services, admission to a locked psychiatric department/ward may include severity of illness criteria that may or may not include physiologic criteria. Individuals from the emergency, intensive, or specialized services participate in developing the criteria. The criteria are used to determine direct entry to the department/ward; **for example**, directly from

the emergency department. The criteria are also used to determine admission into the department/ward from within the hospital or from outside the hospital (such as when a patient is transferred from another hospital).

Patients admitted to a specialized department/ward require reassessment and reevaluation to identify when the patient's condition has changed, such that specialized care may no longer be required. **For example**, when the patient's physiological status has stabilized and intensive monitoring and treatment are no longer necessary, or when the patient's status has deteriorated to the point that specialized care and services will no longer be provided, the patient may be discharged from the specialized department/ward or moved to an area that provides a lower level of care (such as a medical/surgical, hospice, or palliative care department/ward). The criteria used for transfer from a specialized area to a lower level of care should be the criteria that are used for admitting patients to the next level of care. **For example**, when the patient's condition has deteriorated such that intensive treatment is no longer considered helpful, the patient's admission to hospice or palliative care must be according to criteria for admission to those services.

### Measurable Elements of ACC.2.3

- 1. The hospital has established entry and/or transfer criteria for admission to intensive and specialized departments/wards to meet special patient needs. (*Also see ACC.3, ME 4 and GLD.10, ME 2*)
- 2. The criteria utilize prioritization, diagnostic, and/or objective parameters, including physiologic-based criteria when possible.
- 3. Individuals from intensive/specialty departments/wards are involved in developing the criteria.
- 4. Staff are trained to apply the criteria.
- 5. The medical records of patients who are admitted to departments/wards providing intensive/specialized services contain evidence that they meet the criteria for services. (*Also see ACC.3, ME 5*)

### Measurable Elements of ACC.2.3.1

- 1. The hospital has established discharge and/or transfer criteria from intensive and specialized departments/wards to a different level of care. (*Also see ACC.3, ME 4 and GLD.10, ME 2*)
- 2. The criteria used for discharge or transfer should include the criteria used for admission to the next level of care.
- 3. Individuals from intensive or specialty departments/wards are involved in developing the criteria.
- 4. Staff are trained to apply the criteria.
- 5. The medical records of patients who are transferred or discharged from departments/wards providing intensive or specialized services contain evidence that they no longer meet the criteria for services. (*Also see ACC.3, ME 5*)

## Continuity of Care

### Standard ACC.3

The hospital designs and carries out processes to provide continuity of patient care services in the hospital and coordination among health care practitioners. (P)

### Intent of ACC.3

As patients move through the hospital from admission to discharge or transfer, several departments and services and many different health care practitioners may be involved in providing care. Throughout all phases of

care, patient needs are matched with the required resources within and, when necessary, outside the hospital. Continuity is enhanced when all health care practitioners have the information needed from the patient's current and past medical experiences to help in decision making, and, when multiple decision makers are providing care, these decision makers agree on the care and services to be provided.

The patient's medical record(s) is a primary source of information on the care process and the patient's progress and thus is an essential communication tool. For this information to be useful and to support the continuity of the patient's care, it needs to be available during inpatient care, for outpatient visits, and at other times as needed and kept up to date. Medical, nursing, and other patient care notes are available to all of the patient's health care practitioners who need them for the care of the patient. (*Also see* IPSPG.6; IPSPG.6.1; AOP.2; COP.2; and MOI.11.1.1)

For patient care to appear seamless, the hospital needs to design and to implement processes for continuity and coordination of care among physicians, nurses, and other health care practitioners in

- a) emergency services and inpatient admission;
- b) diagnostic services and treatment services;
- c) surgical and nonsurgical treatment services;
- d) outpatient care programs; and
- e) other organizations and other care settings.

The leaders of the departments and services work together to design and to implement the processes of care coordination and continuity. These processes may be supported with the use of tools such as guidelines, clinical pathways, *care plans*, referral forms, checklists, and the like. The hospital identifies individuals responsible for coordinating services. These individuals may coordinate all patient care (**for example**, between departments) or may be responsible for coordinating the care of individual patients (**for example**, case manager). This care coordination is best accomplished by using established criteria or policies that determine the appropriateness of transfers within the hospital. (*Also see* IPSPG.2.2; COP.8.3; COP.9.3, ME 2; ASC.7.2; and MOI.1)

### Measurable Elements of ACC.3


- 1. The leaders of departments and services design and implement processes that support continuity and coordination of care, including at least a) through e) identified in the intent. (*Also see* ACC.4.4; GLD.9; and GLD.10, ME 2)
- 2. The patient's medical record(s) is available to those practitioners who are authorized to have access and need it for the care of the patient. (*Also see* AOP.1.1; ASC.7.2, ME 3; MMU.4, ME 4; and MMU.5.1, ME 5)
- 3. The patient's medical record(s) is up to date to ensure communication of the latest information. (*Also see* COP.2.3, ME 3; ASC.7.2, ME 3; MMU.4, ME 4; MMU.5.1, ME 5)
- 4. Continuity and coordination of care processes are supported by the use of tools, such as care plans, guidelines, or other such tools. (*Also see* ACC.2.3, ME 1; ACC.2.3.1, ME 1, ACC.3; and ASC.7.2, ME 1)
- 5. Continuity and coordination are evident throughout all phases of patient care. (*Also see* ACC.2.3, ME 5 and ACC.2.3.1, ME 5)

## Standard ACC.3.1

During all phases of inpatient care, there is a qualified individual identified as responsible for the patient's care. <sup>Ⓟ</sup>

### Intent of ACC.3.1

To maintain continuity of care throughout the patient's stay in the hospital, the individual with overall responsibility for coordination and continuity of the patient's care or particular phase of the patient's care is

clearly identified. This individual may be a physician or other qualified individual. The responsible individual is identified in the patient's medical record. A single individual providing the oversight of care during the entire hospital stay will improve continuity, coordination, patient satisfaction, quality, and potentially the outcomes and thus is desirable for certain complex patients and others the hospital may identify. This individual would need to collaborate and to communicate with the other health care practitioners. In addition, hospital policy identifies the process for the transfer of responsibility from the responsible individual to another individual during vacations, holidays, and other periods. The policy identifies those consultants, on-call physicians, locum tenentes, or others who take responsibility and how they are to assume that responsibility and to document their participation or coverage. 

When a patient moves from one phase of care to another (**for example**, from surgical to rehabilitation), the individual responsible for the patient's care may change, or the same individual may continue overseeing the entire patient's care.

### Measurable Elements of ACC.3.1

- 1. The individual(s) responsible for the coordination of the patient's care is identified in the patient's medical record and available through all phases of inpatient care.
- 2. The individual(s) is qualified to assume responsibility for the patient's care.
- 3. There is a process for transferring the responsibility for coordination of care from individual to individual.
- 4. The process identifies how these individuals assume the transferred responsibility and document their participation or coverage.

## Standard ACC.3.2

Information related to the patient's care is transferred with the patient.

### Intent of ACC.3.2

Patients may be transferred within the hospital from one service or inpatient unit to a different service or inpatient unit during their course of care and treatment. When the care team changes as a result of the transfer, continuity of patient care requires that essential information related to the patient be transferred with him or her. Thus, medications and other treatments can continue uninterrupted, and the patient's status can be monitored. To ensure that each care team receives the information needed to provide care, the patient's medical record(s) is transferred or information from the patient's medical record is summarized at transfer and provided to the care team receiving the patient. Such a summary includes the reason for admission, significant findings, diagnosis, procedures performed, medications and other treatments, and the patient's condition at transfer.

### Measurable Elements of ACC.3.2

- 1. The patient's medical record or a summary of patient care information is transferred with the patient to another service or unit in the hospital.
- 2. The summary contains the reason for admission.
- 3. The summary contains the significant findings.
- 4. The summary contains any diagnosis made.
- 5. The summary contains any procedures performed, medications administered, and other treatments provided.
- 6. The summary contains the patient's condition at transfer.



## **Discharge, Referral, and Follow-Up**

### **Standard ACC.4**

There is a process for the referral or discharge of patients that is based on the patient's health status and the need for continuing care or services. (P)

#### **Intent of ACC.4**

Referring or discharging a patient to a health care practitioner outside the hospital, another care setting, home, or family is based on the patient's health status and need for continuing care or services. The patient's physician or individual responsible for his or her care must determine readiness for discharge based on the policies and relevant criteria or indications of referral and discharge established by the hospital. Criteria may also be used to indicate when a patient is ready for discharge. Continuing needs may mean referral to a medical specialist, rehabilitation therapist, or even preventive health needs coordinated in the home by the family. An organized process is required to ensure that any continuing needs are met by appropriate health care practitioners or outside organizations. The process includes referring patients to sources of care outside the region when required. When indicated, the hospital begins to plan for the continuing needs as early in the care process as possible. The family is included in the discharge planning process as appropriate to the patient and his or her needs. There is a process to guide when the hospital permits patients to leave the hospital for a period of time (such as on a weekend "pass").

The process for referring and/or discharging patients includes understanding their transportation needs and ensuring their safe transport home or to the next care setting. In particular, assessing the transportation needs of patients requiring assistance is necessary. **For example**, patients from long term care facilities or rehabilitative centers needing outpatient services or evaluation in the emergency department may arrive by ambulance or other medical vehicle. Upon completion of the service, the patient may require assistance with transportation back to his or her home or another facility. In other situations, patients may drive themselves to the hospital for a procedure that impairs their ability to drive themselves home (such as eye surgery, a procedure that requires procedural sedation, and other procedures). Assessing patients' transportation needs and ensuring safe transportation for those patients who require assistance is the hospital's responsibility. Depending on hospital policy and the laws and regulations of the region, the cost of the transportation may or may not be the responsibility of the hospital. The type of transportation will vary and may be by ambulance or other vehicles owned by the hospital or contracted by the hospital; or the transportation may be designated by the family from an external source or provided directly by the family and/or friends. (*Also see ACC.6*) The hospital ensures that the transportation is appropriate for the needs and condition of the patient.

#### **Measurable Elements of ACC.4**

- 1. Patients are referred and/or discharged based on their health status and needs for continuing care.
- 2. The patient's readiness for discharge is determined by the use of relevant criteria or indications that ensure patient safety.
- 3. Planning for referral and/or discharge starts at the beginning of the care process. (*Also see AOP.1.8, ME 1*)
- 4. There is a process for patients being permitted to leave the hospital during the planned course of treatment on an approved pass for a defined period of time.
- 5. The process for referring and/or discharging patients includes an assessment of transportation needs for patients who may require assistance.
- 6. The transportation provided or arranged is appropriate to the needs and condition of the patient. (*Also see ACC.5.1, ME 1*)

## Standard ACC.4.1

Patient and family education and instruction are related to the patient's continuing care needs.

### Intent of ACC.4.1

The hospital routinely provides education in areas that carry high risk to patients. Education supports the return to previous functional levels and maintenance of optimal health. (*Also see* IPSPG.2.2; ACC.4.5, ME 3; and PFE.1, ME 1)

The hospital uses **standardized materials** and processes in educating patients on at least the following topics:

- Safe and effective use of all medications taken by the patient (not just discharge medications), including potential medication side effects
- Safe and effective use of medical equipment
- Potential interactions between prescribed medications and other medications (including over-the-counter preparations) and food
- Diet and nutrition
- Pain management
- Rehabilitation techniques

### Measurable Elements of ACC.4.1

- 1. Patients and families are educated about the safe and effective use of all medications, potential side effects of medications, and prevention of potential interactions with over-the-counter medications and/or food.
- 2. Patients and families are educated about safe and effective use of medical equipment.
- 3. Patients and families are educated about proper diet and nutrition.
- 4. Patients and families are educated about pain management.
- 5. Patients and families are educated about rehabilitation techniques.

## Standard ACC.4.2

The hospital cooperates with health care practitioners and outside agencies to ensure timely referrals.

### Intent of ACC.4.2

Timely referral to the practitioner, organization, or agency that can best meet the patient's continuing needs takes planning. The hospital becomes familiar with the health care practitioners in its community to understand the types of patients treated and services provided and to build formal or informal relationships with those practitioners. When patients come from a different community, the hospital attempts to make a referral to a qualified individual or agency in the patient's home community.

Also, patients may need support services and medical services at discharge. **For example**, patients may need social, nutritional, financial, psychological, or other support at discharge. The availability and actual use of these support services may, to a large degree, determine the need for continuing medical services. The discharge planning process includes the type of support service needed and the availability of such services.

### Measurable Elements of ACC.4.2

- 1. The discharge planning process includes the need for both support services and continuing medical services.

- 2. Referrals outside the hospital are to specific individuals and agencies in the patient's home community whenever possible.
- 3. Referrals are made for support services.

### Standard ACC.4.3

The complete discharge summary is prepared for all inpatients.

#### Intent of ACC.4.3

The discharge summary provides an overview of the patient's stay within the hospital. (Also see MOI.4, ME 5) The summary can be used by the practitioner responsible for providing follow-up care. The summary includes the following:

- Reason for admission, diagnoses, and comorbidities
- Significant physical and other findings
- Diagnostic and therapeutic procedures performed
- Medications administered during hospitalization with the potential for residual effects after the medication has been discontinued and all medications to be taken at home
- The patient's condition/status at the time of discharge (examples include "condition improved," "condition unchanged," and the like)
- Follow-up instructions

#### Measurable Elements of ACC.4.3

- 1. The discharge summary contains the reason(s) for admission, diagnoses, and comorbidities.
- 2. The discharge summary contains significant physical and other findings.
- 3. The discharge summary contains diagnostic and therapeutic procedures performed.
- 4. The discharge summary contains significant medications, including all discharge medications.
- 5. The discharge summary contains the patient's condition/status at the time of discharge.
- 6. The discharge summary contains follow-up instructions.

### Standard ACC.4.3.1

Patient education and follow-up instructions are given in a form and language the patient can understand.

#### Intent of ACC.4.3.1

For patients not directly referred or transferred to another health care practitioner, clear instructions on where and how to receive continuing care are essential to ensure optimal outcomes of care and that all care needs are met. The instructions include the name and location of sites for continuing care, any return to the hospital for follow-up, and when urgent care should be obtained. Families are included in the process when a patient's condition or abilities prevent him or her from understanding the follow-up instructions. Families are also included when they play a role in the continuing care process. The hospital provides the instructions to the patient and, as appropriate, his or her family in a simple, understandable manner. The instructions are provided in a language the patient understands. The instructions are provided in writing or in the form most understandable to the patient when the patient is not able to understand written instructions.

#### Measurable Elements of ACC.4.3.1

- 1. Follow-up instructions are provided in a language the patient understands. (Also see MOI.4, ME 5)

- 2. Follow-up instructions are provided in writing, verbally, and/or in another form the patient understands.
- 3. The instructions include any return for follow-up care.
- 4. The instructions include when to obtain urgent care.

---

## Standard ACC.4.3.2

The medical records of inpatients contain a copy of the discharge summary. ⑥

### Intent of ACC.4.3.2

A summary of the patient's care is prepared at discharge from the hospital. Any qualified individual can compile the discharge summary, such as the patient's physician, a house officer, or a clerk.

A copy of the discharge summary is provided to the practitioner who will be responsible for the continuing or follow-up care of the patient. A copy is given to the patient when indicated by hospital or by common practice consistent with laws and culture. In cases in which details of a patient's follow-up care are unknown, such as with patients who are visiting from a different region or country, a copy of the discharge summary is given to the patient. The copy of the discharge summary is placed in the patient's medical record.

### Measurable Elements of ACC.4.3.2

- 1. A discharge summary is prepared by a qualified individual. (*Also see* MOI.4, ME 5)
- 2. A copy of the discharge summary is provided to the practitioner responsible for the patient's continuing or follow-up care.
- 3. A copy of the discharge summary is provided to the patient in cases in which information regarding the practitioner responsible for the patient's continuing or follow-up care is unknown.
- 4. A copy of the completed discharge summary is placed in the patient's medical record in a time frame identified by the hospital.

---

## Standard ACC.4.4

The records of outpatients requiring complex care or with complex diagnoses contain profiles of the medical care and are made available to health care practitioners providing care to those patients. ⑥

### Intent of ACC.4.4

When the hospital provides ongoing care and treatment for outpatients with complex diagnoses and/or who need complex care (**for example**, patients seen several times for multiple problems, multiple treatments, in multiple clinics, and/or the like), there may be an accumulated number of diagnoses and medications and an evolving clinical history and physical examination findings. It is important for any health care practitioner in all settings providing care to that outpatient to have access to information about the care being provided. (*Also see* ACC.3, ME 1) The information may be contained in a patient profile or similar brief overview. The purpose of a profile is to have critical information quickly and easily available to health care practitioners, particularly when there are multiple outpatient providers. The development of a profile is required whether the outpatient department uses hard-copy or electronic medical records.

The process for providing this information to health care practitioners includes

- identifying the types of patients receiving complex care and/or with complex diagnoses (such as patients seen in the cardiac clinic with multiple comorbidities, or patients with end-stage renal failure);

- identifying the information needed by the clinicians who treat those patients;
- determining what process will be used to ensure that the medical information needed by the clinicians is easy to retrieve and easy to review; and
- evaluating the process to verify that the information and implementation meet the needs of the clinicians and improve the quality and safety of outpatient clinical services.

#### **Measurable Elements of ACC.4.4**

- 1. The hospital identifies the types of outpatients receiving complex care and/or with complex diagnoses who require an outpatient profile.
- 2. The necessary information to be included in the outpatient profile is identified by the clinicians who treat those patients.
- 3. The hospital uses a process that will ensure the outpatient profile is easy to retrieve and review.
- 4. The process is evaluated to see if it meets the needs of the clinicians and improves the quality and safety of outpatient clinical visits.

### **Standard ACC.4.5**

The hospital has a process for the management and follow-up of patients who notify hospital staff that they intend to leave against medical advice.

#### **Standard ACC.4.5.1**

The hospital has a process for the management of patients who leave the hospital against medical advice without notifying hospital staff.

#### **Intent of ACC.4.5 and ACC.4.5.1**

When a patient decides to leave the hospital after an examination has been completed and a treatment plan recommended, whether it is an inpatient or an outpatient, this is identified as “leaving against medical advice.” Inpatients and outpatients (including patients from the emergency department) have the right to refuse medical treatment and/or leave the hospital against medical advice. However, these patients may be at risk of inadequate treatment, which may result in permanent harm or death. When a competent inpatient or outpatient requests to leave the hospital without medical approval, the medical risks must be explained by the physician providing the treatment plan or his or her designee prior to discharge. Also, normal discharge procedures should be followed, if the patient allows. If the patient has a family physician who has not been involved, but is known to the hospital, the family physician must be notified of the patient’s decision. Efforts should be made to identify the reason the patient is choosing to leave against medical advice. Hospitals need to understand these reasons in order to be able to provide better communication to patients and/or families and identify potential process improvements.

When a patient leaves the hospital against medical advice without notifying anyone in the hospital, or an outpatient receiving complex or lifesaving treatment, such as hemodialysis, chemotherapy, or radiation therapy, does not return for treatment, the hospital must make an effort to contact the patient to inform him or her of potential risks. If the patient has a family physician who is known to the hospital, the hospital, in order to reduce the risk of harm, should notify that physician.

The hospital designs this process to be consistent with applicable laws and regulations. When applicable, the hospital reports cases of infectious disease and provides information regarding patients who may harm themselves or others to local and national health authorities as required.

**Measurable Elements of ACC.4.5**

- 1. There is a process for managing inpatients and outpatients who notify staff that they are leaving against medical advice.
- 2. The process includes informing the patient of the medical risks of inadequate treatment.
- 3. The patient should be discharged according to the hospital discharge process. (*Also see ACC.4.1*)
- 4. If the family physician of a patient leaving against medical advice is known and has not been involved in the process, the physician is notified.
- 5. The hospital has a process to try to identify the reasons for patients leaving against medical advice.
- 6. The process is consistent with applicable laws and regulations, including requirements for reporting cases of infectious disease and cases in which patients may be a threat to themselves or others. (*Also see PCI.3, ME 3 and GLD.2, ME 5*)

**Measurable Elements of ACC.4.5.1**

- 1. There is a process for the management of inpatients and outpatients who leave the hospital against medical advice without notifying hospital staff.
- 2. There is a process for the management of outpatients receiving complex treatment who do not return for treatment.
- 3. If the family physician is known and has not been involved in the process, the physician is notified.
- 4. The process is consistent with applicable laws and regulations, including requirements for reporting cases of infectious disease and cases in which patients may be a threat to themselves or others. (*Also see PCI.3, ME 3 and GLD.2, ME 5*)

---

## ***Transfer of Patients***

---

**Standard ACC.5**

Patients are transferred to other organizations based on status, the need to meet their continuing care needs, and the ability of the receiving organization to meet patients' needs.

**Intent of ACC.5**

Transferring a patient to an outside organization is based on the patient's status and need for continuing health care services. Transfer may be in response to a patient's need for specialized consultation and treatment, urgent services, or less intensive services, such as subacute care or longer-term rehabilitation. Criteria help to identify when a transfer is necessary in order to ensure that the patient's needs are met.

When referring a patient to another organization, the referring hospital must determine if the receiving organization provides services to meet the patient's needs and has the capacity to receive the patient. This determination is usually made well in advance, and the willingness to receive patients and the transfer conditions are described in formal or informal affiliations or agreements. This advance determination ensures continuity of care and that the patient's care needs will be met. Transfers may occur to other sources of specialized treatment or services without formal or informal transfer agreements.

**Measurable Elements of ACC.5**

- 1. Transfers of patients are based on criteria developed by the hospital to address patients' needs for continuing care. (*Also see ACC.1, ME 3*)

- 2. The referring hospital determines that the receiving organization can meet the needs of the patient to be transferred.
- 3. Formal or informal arrangements are in place with receiving organizations when patients are frequently transferred to the same organization(s).

---

## Standard ACC.5.1

The referring hospital develops a transfer process to ensure that patients are transferred safely.

### Intent of ACC.5.1

Transferring a patient directly to another health care organization may be a brief process with an alert and talking patient, or it may involve moving a comatose patient who needs continuous nursing or medical oversight. In either case, the patient requires monitoring and may need specialized medical equipment, but the qualifications of the individual doing the monitoring and the type of medical equipment needed are significantly different. Thus, the condition and status of the patient determine the qualifications of the staff member monitoring the patient and the type of medical equipment needed during transfer.

A consistent process for how patients are transferred from one organization to another is required to ensure that patients are transferred safely. Such a process addresses

- how and when responsibility is transferred between practitioners and settings;
- criteria for when transfer is necessary to meet the patient's needs;
- who is responsible for the patient during transfer;
- what medications, supplies, and medical equipment are required during transfer;
- a follow-up mechanism that provides the condition of the patient during transfer and upon arrival to the receiving organization; and
- what is done when transfer to another source of care is not possible.

The hospital evaluates the quality and safety of the transfer process to ensure that patients were transferred with qualified staff and the correct medical equipment for the patient's condition.

### Measurable Elements of ACC.5.1

- 1. The hospital develops a transfer process that addresses how and when responsibility for continuing care is moved to another practitioner or setting. (*Also see ACC.4, ME 6*)
- 2. The transfer process identifies who is responsible for monitoring the patient during transfer and the staff qualifications required for the type of patient being transferred. (*Also see ACC.6, ME 3*)
- 3. The transfer process identifies the medications, supplies, and medical equipment required during transport.
- 4. The transfer process addresses a follow-up mechanism that provides information about the patient's condition upon arrival to the receiving organization.
- 5. The transfer process addresses the situations in which transfer is not possible.
- 6. There is a process to evaluate the quality and safety of the transfer process.

---

## Standard ACC.5.2

The receiving organization is given a written summary of the patient's clinical condition and the interventions provided by the referring hospital.

**Intent of ACC.5.2**

To ensure continuity of care, patient information is transferred with the patient. A copy of the discharge summary or other written clinical summary is provided to the receiving organization with the patient. The summary includes the patient's clinical condition or status, the procedures and other interventions provided, and the patient's continuing needs.

**Measurable Elements of ACC.5.2**

- 1. A patient clinical summary document is transferred with the patient. (Also see MOI.4, ME 5)
- 2. The clinical summary includes patient status.
- 3. The clinical summary includes procedures and other interventions provided.
- 4. The clinical summary includes the patient's continuing care needs.

**Standard ACC.5.3**

The transfer process is documented in the patient's medical record. (P)

**Intent of ACC.5.3**

The medical record of each patient transferred to another health care organization contains documentation of the transfer. The documentation includes the name of the organization and the name of the individual agreeing to receive the patient, the reason(s) for the transfer, and any special conditions for transfer (such as when space at the receiving organization is available, or the patient's status). Also, it is noted if the patient's condition or status changed during transfer (for example, the patient dies or requires resuscitation). Any other documentation required by hospital policy (for example, a signature of the receiving nurse or physician, the name of the individual who monitored the patient during transport) is included in the medical record. (Also see MOI.9.1, ME 4)

**Measurable Elements of ACC.5.3**

- 1. The medical records of transferred patients note the name of the receiving health care organization and the name of the individual agreeing to receive the patient.
- 2. The medical records of transferred patients contain documentation or other notes as required by the policy of the transferring hospital.
- 3. The medical records of transferred patients note the reason(s) for transfer.
- 4. The medical records of transferred patients note any special conditions related to transfer.

**Transportation****Standard ACC.6**

The hospital's transportation services comply with relevant laws and regulations and meet requirements for quality and safe transport. (P)

**Intent of ACC.6**

The hospital's process for referring, transferring, or discharging patients includes an understanding of the transportation needs of patients. The type of transportation will vary and may be by ambulance or other vehicles owned or contracted by the hospital or by a source designated by the family. (Also see ACC.4) The



transportation will depend on the patient's condition and status. The hospital ensures that staff responsible for monitoring the patient or providing other patient care during transport have the qualifications required for the type of patient being transferred.

When the transport vehicles are owned by the hospital, they need to be in compliance with all applicable laws and regulations related to their operation, condition, and maintenance. The hospital identifies the transportation situations that have a risk of infection and implements strategies to reduce infection risk. (*Also see* PCI.5, PCI.7, ME 5 and ME 6; PCI.7.1; PCI.7.2; PCI.7.3; PCI.8, ME 1; and PCI.9) The required drugs, medications, and other supplies needed within the vehicle are based on the types of patients transported. **For example**, simply taking geriatric patients home from outpatient visits is very different than transferring an infectious disease or burn patient to another hospital.

If the hospital contracts for transport services, the hospital must be assured that the contractor meets similar standards for patient and vehicle safety. When transportation services are provided by the Ministry of Health, an insurance organization, or other entity not under the control or supervision of the hospital, reporting quality and safety issues to the responsible organization provides valuable feedback that can help in making quality decisions related to patient transports.

In all cases, the hospital evaluates the quality and safety of the transportation services. This includes the receipt of, evaluation of, and response to complaints regarding the transportation provided or arranged.

### Measurable Elements of ACC.6

- 1. Transport vehicles owned by the hospital meet relevant laws and regulations related to their operation, condition, and maintenance.
- 2. Transportation services, including contracted services, meet the hospital's requirements for quality and safe transport.
- 3. Staff responsible for monitoring the patient or providing other patient care during transport have the qualifications required for the type of patient being transferred. (*Also see* ACC.5.1, ME 2)
- 4. All vehicles used for transportation, contracted or hospital owned, comply with the infection control program and have appropriate medical equipment, supplies, and medications to meet the needs of the patient being transported. (*Also see* MMU.3 and GLD.6, ME 1)
- 5. There is a process in place to monitor the quality and safety of transportation provided or arranged by the hospital, including a complaint process.

### References

1. National Academies of Sciences, Engineering, and Medicine. *Global Health Risk Framework: Resilient and Sustainable Health Systems to Respond to Global Infectious Disease Outbreaks: Workshop Summary*. Washington, DC: National Academies Press, 2016.
2. World Health Organization (WHO). *Infection Prevention and Control of Epidemic- and Pandemic-Prone Acute Respiratory Infections in Health Care: WHO Guidelines*. Geneva: WHO, 2014. Accessed Nov 16, 2016. [http://apps.who.int/iris/bitstream/10665/112656/1/9789241507134\\_eng.pdf?ua=1](http://apps.who.int/iris/bitstream/10665/112656/1/9789241507134_eng.pdf?ua=1).
3. World Health Organization. Global Infectious Disease Surveillance. Fact Sheet 200. Accessed Nov 13, 2016. <http://www.who.int/mediacentre/factsheets/fs200/en/>.
4. Carter EJ, Pouch SM, Larson EL. The relationship between emergency department crowding and patient outcomes: A systematic review. *J Nurs Scholarsh*. 2014 Mar;46(2):106–115.
5. Cesta T. Managing length of stay using patient flow—Part 1. *Hosp Case Manag*. 2013 Feb;21(2):19–22.
6. Cesta T. Managing length of stay using patient flow—Part 2. *Hosp Case Manag*. 2013 Mar;21(3):35–38.
7. Di Somma S, et al. Overcrowding in emergency department: An international issue. *Intern Emerg Med*. 2015 Mar;10(2):171–175.
8. ED boarding creates patient safety issues, increases risk of mortality. *Hosp Case Manag*. 2013 Mar;21(3):29–31.

9. Amato-Vealey EJ, Fountain P, Coppola D. Perfecting patient flow in the surgical setting. *AORN J*. 2012 Jul;96(1):46–57.
10. Hitchcock R. Speeding up the ED care process. Three hospital organizations mitigate overcrowding by improving patient flow, processes and documentation. *Health Manag Technol*. 2012 Dec;33(12):6–8.
11. Johnson M, Capasso V. Improving patient flow through the emergency department. *J Healthc Manag*. 2012 Jul–Aug;57(4):236–243.
12. Love RA, et al. The effectiveness of a provider in triage in the emergency department: A quality improvement initiative to improve patient flow. *Adv Emerg Nurs J*. 2012 Jan–Mar;34(1):65–74.
13. Ortega B, et al. Standardizing admission and discharge processes to improve patient flow: A cross sectional study. *BMC Health Serv Res*. 2012 Jun 28;12:180.
14. Popovich MA, et al. Improving stable patient flow through the emergency department by utilizing evidence-based practice: One hospital's journey. *J Emerg Nurs*. 2012 Sep;38(5):474–478.
15. Sayah A, et al. Minimizing ED waiting times and improving patient flow and experiences of care. *Emerg Med Int*. Epub 2014 Apr 14.
16. Wong R, et al. Building hospital management capacity to improve patient flow for cardiac catheterization at a cardiovascular hospital in Egypt. *Jt Comm J Qual Patient Saf*. 2012 Apr;38(4):147–153.
17. Agency for Healthcare Research and Quality. *Improving Patient Flow and Reducing Emergency Department Crowding: A Guide for Hospitals*. McHugh M, et al. Sep 2012. (Reviewed: Oct 2014.) Accessed Nov 15, 2016. <http://www.ahrq.gov/research/findings/final-reports/ptflow/index.html>.
18. Emeny R, Vincent C. Improved patient pathways can prevent overcrowding. *Emerg Nurse*. 2013 Mar;20(10):20–24.
19. Four-hour rule saves lives. *Aust Nurs J*. 2012 Mar;19(8):14.
20. Barrett L, Ford S, Ward-Smith P. A bed management strategy for overcrowding in the emergency department. *Nurs Econ*. 2012 Mar–Apr;30(2):82–85, 116.



# Patient and Family Rights (PFR)

---

## Overview

Each patient and his or her family is unique, with their own needs, strengths, values, and beliefs. Health care organizations work to establish trust and open communication with patients and to understand and protect each patient's cultural, psychosocial, and spiritual values.

Patient care outcomes can be improved when patients and, as appropriate, their families and/or those who make decisions on their behalf are well informed and involved in care decisions and processes in a way that matches their cultural expectations.

To promote patient rights and *patient-centered care*, organizations begin by defining those rights and involving patients and their families in making decisions about the patient's care. Patients need to be well informed of their rights and how to act on them. Multidisciplinary team members are taught to understand and to respect patients' beliefs and values and to provide considerate and respectful care that promotes and protects patients' dignity and self-worth.

This chapter addresses processes to

- identify, protect, and promote patient rights;
- inform patients of their rights;
- include the patient's family, when appropriate, in decisions about the patient's care;
- obtain informed consent; and
- educate staff about patient rights.

How these processes are carried out in an organization depends on its country's local laws and regulations and any international conventions, treaties, or agreements on human rights endorsed by its country.

These processes are related to how an organization provides health care in an equitable manner, given the structure of the health care delivery system and the health care financing mechanisms of the country.

**Note:** Some standards require the hospital to have a written policy, procedure, program, or other written document for specific processes. Those standards are indicated by a © icon after the standard text.

## Standards

The following is a list of all standards for this function. They are presented here for your convenience without their intent statements or measurable elements. For more information about these standards, please see the next section in this chapter, Standards, Intents, and Measurable Elements.

**PFR.1** The hospital is responsible for providing processes that support patients' and families' rights during care. ©

**PFR.1.1** The hospital seeks to reduce physical, language, cultural, and other barriers to access and delivery of services.

- PFR.1.2** The hospital provides care that supports patient dignity, is respectful of the patient's personal values and beliefs, and responds to requests for spiritual and religious observance.
- PFR.1.3** The patient's rights to privacy and confidentiality of care and information are respected. (P)
- PFR.1.4** The hospital takes measures to protect patients' possessions from theft or loss.
- PFR.1.5** Patients are protected from physical assault, and populations at risk are identified and protected from additional vulnerabilities.

- PFR.2** Patients are informed about all aspects of their medical care and treatment and participate in care and treatment decisions. (P)
  - PFR.2.1** The hospital informs patients and families about their rights and responsibilities to refuse or discontinue treatment, withhold resuscitative services, and forgo or withdraw life-sustaining treatments. (P)
  - PFR.2.2** The hospital supports the patient's right to assessment and management of pain and respectful compassionate care at the end of life.
- PFR.3** The hospital informs patients and families about its process to receive and to act on complaints, conflicts, and differences of opinion about patient care and the patient's right to participate in these processes. (P)
- PFR.4** All patients are informed about their rights and responsibilities in a manner and language they can understand.

### General Consent

- PFR.5** General consent for treatment, if obtained when a patient is admitted as an inpatient or is registered for the first time as an outpatient, is clear in its scope and limits. (P)

### Informed Consent

- PFR.5.1** Patient informed consent is obtained through a process defined by the hospital and carried out by trained staff in a manner and language the patient can understand. (P)
- PFR.5.2** Informed consent is obtained before surgery, anesthesia, procedural sedation, use of blood and blood products, and other high-risk treatments and procedures. (P)
- PFR.5.3** Patients and families receive adequate information about the patient's condition, proposed treatment(s) or procedure(s), and health care practitioners so that they can grant consent and make care decisions.
- PFR.5.4** The hospital establishes a process, within the context of existing law and culture, for when others can grant consent.

### Organ and Tissue Donation

- PFR.6** The hospital informs patients and families about how to choose to donate organs and other tissues.
  - PFR.6.1** The hospital provides oversight for the process of organ and tissue procurement. (P)

## Standards, Intentions, and Measurable Elements

### Standard PFR.1

The hospital is responsible for providing processes that support patients' and families' rights during care. (P)

## Intent of PFR.1

The hospital leadership is primarily responsible for how a hospital will treat its patients. Thus, leadership needs to know and to understand patient and family rights and the hospital's responsibilities as identified in laws and regulations. Leadership then provides direction to department/service leaders who ensure that staff throughout the hospital assume responsibility for protecting these rights. To effectively protect and to advance patient rights, leadership works and seeks to understand their responsibilities in relation to the community served by the hospital. (*Also see* GLD.3.1)

The hospital respects the right of patients, and in some circumstances the right of the patient's family, to have the prerogative to determine what information regarding their care would be provided to family or others, and under what circumstances. **For example**, the patient may not wish to have a diagnosis shared with family, or the family may not want the patient to know his or her diagnosis.

Patient and family rights are a fundamental element of all contacts among a hospital, its staff, and patients and families. Thus, policies and procedures are developed and implemented to ensure that all staff members are aware of and respond to patient and family rights issues when they interact with and care for patients throughout the hospital. The hospital uses a collaborative and inclusive process to develop the policies and procedures, and includes patients and families in the process. (*Also see* COP.9)

## Measurable Elements of PFR.1

- 1. Hospital leadership works to protect and to advance patient and family rights.
- 2. Hospital leadership understands patient and family rights as identified in laws and regulations and in relation to the cultural practices of the community or individual patients served.
- 3. The hospital respects the right of patients, and in some circumstances the right of the patient's family, to have the prerogative to determine what information regarding their care would be provided to family or others, and under what circumstances.
- 4. All staff are knowledgeable about patient rights and can explain their responsibilities in protecting patient rights.

## Standard PFR.1.1

The hospital seeks to reduce physical, language, cultural, and other barriers to access and delivery of services.

### Intent of PFR.1.1

Hospitals frequently serve communities with a diverse population. Patients may be aged, have disabilities, speak multiple languages or dialects, be culturally diverse, or present other barriers that make the process of accessing and receiving care very difficult. The hospital has identified those barriers and has implemented processes to eliminate or to reduce them for patients seeking care. The hospital also takes action to reduce the impact of these barriers on the delivery of services. (*Also see* COP.1, PFE.2.1, and GLD.12)

### Measurable Elements of PFR.1.1

- 1. The department/service leaders and staff of the hospital identify their patient population's most common barriers to accessing and receiving care.
- 2. The department/service leaders develop and implement a process to overcome or limit barriers for patients seeking care.
- 3. The department/service leaders develop and implement a process to limit the impact of barriers on the delivery of services.

## Standard PFR.1.2

The hospital provides care that supports patient dignity, is respectful of the patient's personal values and beliefs, and responds to requests for spiritual and religious observance.

### Intent of PFR.1.2

One of the most important human needs is the desire for respect and dignity. Often, patients experience feelings of loss due to increased dependency in situations such as the need for assistance with feeding, movement, and personal hygiene. The patient has the right to care that is respectful and considerate at all times, in all circumstances, and recognizes the patient's personal worth and self-dignity.<sup>1,2</sup>

Each patient brings his or her own set of values and beliefs to the care process. Some values and beliefs are commonly held by all patients and are frequently cultural and religious in origin. Other values and beliefs are those of the patient alone. All patients are encouraged to express their beliefs in ways that respect the beliefs of others.

Strongly held values and beliefs can shape the care process and how patients respond to care. Thus, all staff seek to understand the care and services they provide within the context of the patient's values and beliefs. (*Also see COP:7*)

When a patient or family wishes to speak with someone related to religious or spiritual needs or observe a spiritual or religious custom, the hospital has a process to respond to the request. The process may be carried out through on-site religious staff, local sources, or family-referred sources. The process to respond is more complex; **for example**, when the hospital or country does not officially "recognize" and/or have sources related to a religion or belief for which there may be a request.

### Measurable Elements of PFR.1.2

- 1. Staff provide care that is respectful and considerate of the patient's dignity and self-worth.
- 2. Patients' values and beliefs are identified. (*Also see PFE.3, ME 1*)
- 3. Staff provide care that is respectful of the patient's values and beliefs.
- 4. The hospital responds to routine as well as complex requests related to religious or spiritual support.

## Standard PFR.1.3

The patient's rights to privacy and confidentiality of care and information are respected. (P)

### Intent of PFR.1.3

Patient privacy, particularly during clinical interviews, examinations, procedures/treatments, and transport, is important. Patients may desire privacy from other staff, from other patients, and even from family members. Also, patients may not wish to be photographed, to be recorded, or to participate in accreditation survey interviews. Although there are some common approaches to providing privacy for all patients, individual patients may have different or additional privacy expectations and needs according to the situation, and these expectations and needs may change over time. Thus, as staff members provide care and services to patients, they inquire about the patient's privacy needs and expectations related to the care or service. This communication between a staff member and his or her patient builds trust and open communication and does not need to be documented.

Medical and other health information, when documented and collected, is important for understanding the patient and his or her needs and for providing care and services over time. This information may be in paper or electronic form or a combination of the two. The hospital respects such information as confidential and

has implemented policies and procedures that protect such information from loss or misuse. The policies and procedures reflect information that is released as required by laws and regulations.

Staff respects patient privacy and *confidentiality* by not posting confidential information on the patient's door or at the nursing station and by not holding patient-related discussions in public places. Staff are aware of laws and regulations governing the confidentiality of information and inform patients about how the hospital respects their privacy and the confidentiality of information. Patients are also informed about when and under what circumstances information may be released and how their permission will be obtained.

The hospital has a policy that indicates if patients have access to their health information and the process to gain access when permitted.

### Measurable Elements of PFR.1.3

- 1. Staff members identify patient expectations and needs for privacy during care and treatment.
- 2. A patient's expressed need for privacy is respected for all clinical interviews, examinations, procedures/treatments, and transport.
- 3. Confidentiality of patient information is maintained according to laws and regulations. (*Also see MOI.2 and MOI.6*)
- 4. Patients are requested to grant permission for the release of information not covered by laws and regulations.

## Standard PFR.1.4

The hospital takes measures to protect patients' possessions from theft or loss.

### Intent of PFR.1.4

The hospital communicates its responsibility, if any, for the patient's possessions to patients and families. When the hospital takes responsibility for any or all of the patient's personal possessions brought into the hospital, there is a process to account for the possessions and to ensure that they will not be lost or stolen. This process considers the possessions of emergency patients, same-day surgery patients, inpatients, those patients unable to make alternative safekeeping arrangements, and those incapable of making decisions regarding their possessions. (*Also see FMS.4.1*)

### Measurable Elements of PFR.1.4

- 1. The hospital has determined its level of responsibility for patients' possessions.
- 2. Patients receive information about the hospital's responsibility for protecting personal belongings.
- 3. Patients' possessions are safeguarded when the hospital assumes responsibility or when the patient is unable to assume responsibility.

## Standard PFR.1.5

Patients are protected from physical assault, and populations at risk are identified and protected from additional vulnerabilities.

### Intent of PFR.1.5

The hospital is responsible for protecting patients from physical assault by visitors, other patients, and staff. This responsibility is particularly relevant to infants and children, the elderly, and others unable to protect themselves or to signal for help. The hospital seeks to prevent assault through such processes as investigating

individuals in the facility without identification, monitoring remote or isolated areas of the facility, and quickly responding to those thought to be in danger of assault.

Each hospital identifies its at-risk patient groups (such as children, disabled individuals, the elderly) and establishes processes to protect the rights of individuals in these groups. Vulnerable patient groups and the hospital's responsibility may be identified in laws and regulations. Staff members understand their responsibilities in these processes. Children, disabled individuals, the elderly, and other identified populations at risk are protected. Comatose patients and individuals with mental or emotional disabilities are also included. Such protection extends beyond physical assault to other areas of safety, such as abuse, negligent care, withholding of services, or providing assistance in the event of a fire. (*Also see* FMS.4.1 and FMS.7)

### Measurable Elements of PFR.1.5

- 1. The hospital develops and implements a process to protect all patients from assault.
- 2. Vulnerable populations that are at additional risks are identified.
- 3. The hospital develops and implements a process to protect vulnerable populations from other safety issues.
- 4. Remote or isolated areas of the facility are monitored.
- 5. Staff members understand their responsibilities in the protection processes.

## Standard PFR.2

Patients are informed about all aspects of their medical care and treatment and participate in care and treatment decisions. (P)

### Intent of PFR.2

Patients and families participate in the care process by making decisions about care, asking questions about care, requesting a second opinion, and even refusing diagnostic procedures and treatments. (*Also see* COP.7, ME 5) For patients and families to participate in care decisions, they need basic information about the medical conditions found during assessment, including any confirmed diagnosis, and the proposed care and treatment.<sup>2,3</sup> During the care process patients also have a right to be told of the expected outcomes of the planned care and treatment. In addition, it is important that they be told of any unanticipated outcomes of the care and treatment, such as unanticipated events during surgery or with prescribed medications or other treatments. Patients and families understand that they have a right to this information and who is responsible for telling them. For patients, it should be clear who will provide them with the information about their medical condition, care, treatment, outcomes, unanticipated events, and the like. (*Also see* COP.8.5; PFE.1; and PFE.2)

Patients and families understand the type of decisions that must be made about care and how to participate in those decisions. Although some patients may not wish to personally know a confirmed diagnosis or to participate in the decisions regarding their care, they are given the opportunity and can choose to participate through a family member, friend, or a surrogate decision maker.<sup>4</sup>

When a patient requests a second opinion, it is expected that the hospital will not prohibit, prevent, or obstruct a patient who is seeking a second opinion, but rather, the hospital will facilitate the second opinion by providing the patient with information about his or her condition, such as test results, diagnosis, recommendations for treatment, and the like. The hospital must not withhold this information if a patient requests it for a second opinion. The hospital is not expected to provide and pay for a second opinion when requested by the patient. Policies address the patient's right to seek a second opinion without fear of compromise to his or her care within or outside the hospital.



The hospital supports and promotes patient and family involvement in all aspects of care. All staff members are trained on the policies and procedures and on their role in supporting patients' and families' rights to participate in the care process.

### Measurable Elements of PFR.2

- 1. The hospital supports and promotes patient and family participation in care processes. (*Also see* AOP.1.8, ME 3 and MMU.6.1, ME 4)
- 2. Participation in the care process includes informing patients of their medical conditions, any confirmed diagnosis, and the planned care and treatment(s). (*Also see* ACC.2.2, ME 2 and MMU.6.1, ME4)
- 3. Patients are informed about the expected outcomes of care and treatment and any unanticipated outcomes. (*Also see* ACC.2.3, ME 3)
- 4. The hospital facilitates a patient's request to seek a second opinion without fear of compromise to his or her care within or outside the hospital.
- 5. Patients and families are informed about their right to participate in care decisions to the extent they wish.
- 6. Staff members are trained on the policies and procedures and their role in supporting patient and family participation in care processes.

### Standard PFR.2.1

The hospital informs patients and families about their rights and responsibilities to refuse or discontinue treatment, withhold resuscitative services, and forgo or withdraw life-sustaining treatments. (P)

#### Intent of PFR.2.1

Patients, or those making decisions on their behalf, may decide not to proceed with the planned care or treatment or to discontinue care or treatment after it has been initiated. Some of the most difficult decisions related to refusing or withdrawing care are related to decisions about withholding resuscitative services or forgoing or withdrawing life-sustaining treatment. These decisions are difficult not only for patients and families, but for health care practitioners and the hospital as well. No single process can anticipate all the situations in which such decisions must be made. For this reason, it is important for the hospital to develop a framework for making these difficult decisions. The framework

- helps the hospital identify its position on these issues;
- ensures that the hospital's position conforms to its community's religious and cultural norms and to any legal or regulatory requirements, particularly when legal requirements for resuscitation are not consistent with the patient's wishes;
- addresses situations in which these decisions are modified during care; and
- guides health care practitioners through the ethical and legal issues in carrying out such patient wishes.

To ensure that the decision-making process related to carrying out the patient's wishes is applied consistently, the hospital develops policies and procedures through a process that includes many professionals and viewpoints. The policies and procedures identify lines of accountability and responsibility and how the process is documented in the patient's medical record.

The hospital informs patients and families about their rights to make these decisions, the potential outcomes of these decisions, and the hospital's responsibilities related to such decisions. Patients and families are informed about any care and treatment alternatives.

**Measurable Elements of PFR.2.1**

- 1. The hospital has identified its position on withholding resuscitative services and forgoing or withdrawing life-sustaining treatments.
- 2. The hospital's position conforms to its community's religious and cultural norms and any legal or regulatory requirements.
- 3. The hospital informs patients and families about their rights to refuse or to discontinue treatment and the hospital's responsibilities related to such decisions.
- 4. The hospital informs patients about the consequences of their decisions.
- 5. The hospital informs patients about available care and treatment alternatives.
- 6. The hospital guides health care practitioners on the ethical and legal considerations in carrying out patient wishes regarding treatment alternatives.

**Standard PFR.2.2**

The hospital supports the patient's right to assessment and management of pain and respectful compassionate care at the end of life.

**Intent of PFR.2.2**

Pain is a common part of the patient experience, and unrelieved pain has adverse physical and psychological effects. A patient's response to pain is frequently within the context of societal norms and cultural and religious traditions. Thus, patients are encouraged and supported in their reporting of pain.

Dying patients have unique needs that may also be influenced by cultural and religious traditions. Concern for the patient's comfort and dignity guides all aspects of care during the final stages of life. To accomplish this, all staff members are made aware of patients' unique needs at the end of life. These needs include treatment of *primary* and *secondary symptoms*; pain management; response to the patient's and family's psychological, social, emotional, religious, and cultural concerns; and involvement in care decisions.

The hospital's care processes recognize and reflect the right of all patients to assessment and management of pain and the assessment and management of a patient's unique needs at the end of life. (*Also see COP.6 and COP.7, ME 3*)

**Measurable Elements of PFR.2.2**

- 1. The hospital respects and supports the patient's right to assessment and management of pain.
- 2. The hospital respects and supports the patient's right to assessment and management of the dying patient's needs.
- 3. The hospital's staff understand the personal, cultural, and societal influences on the patient's experiences with pain.
- 4. The hospital's staff understand the personal, cultural, and societal influences on the patient's experiences with death and dying.

**Standard PFR.3**

The hospital informs patients and families about its process to receive and to act on complaints, conflicts, and differences of opinion about patient care and the patient's right to participate in these processes. (P)

### Intent of PFR.3

Patients have a right to voice complaints about their care and to have those complaints reviewed and, when possible, resolved. Also, decisions regarding care sometimes present questions, conflicts, or other dilemmas for the hospital and the patient, family, or other decision makers. These dilemmas may arise from issues of access, treatment, or discharge. They can be particularly difficult to resolve when the issues involve, **for example**, withholding resuscitative services or forgoing or withdrawing life-sustaining treatment.

The hospital has established processes for seeking resolution of such dilemmas and complaints. (*Also see APR.11*) The hospital identifies in policies and procedures those who need to be involved in the processes and how the patient and family participate. (*Also see SQE.11*)

### Measurable Elements of PFR.3

- 1. Patients are informed about the process for voicing complaints, conflicts, and differences of opinion.
- 2. Complaints, conflicts, and differences of opinion are investigated by the hospital.
- 3. Complaints, conflicts, and differences of opinion that arise during the care process are resolved.
- 4. Patients and families participate in the resolution process.

---

## Standard PFR.4

All patients are informed about their rights and responsibilities in a manner and language they can understand.

### Intent of PFR.4

Admission as an inpatient or registration as an outpatient to a health care hospital can be frightening and confusing for patients, making it difficult for them to act on their rights and to understand their responsibilities in the care process. Thus, the hospital prepares a written statement of patient and family rights and responsibilities that is given to patients when they are admitted as inpatients or registered as outpatients to the hospital and is available each visit or throughout their stay. **For example**, the statement may be posted in the facility.

The statement is appropriate to the patient's age, understanding, and language. When written communication is not effective or appropriate, the patient and family are informed of their rights and responsibilities in a language and manner they can understand.

### Measurable Elements of PFR.4

- 1. Information about patient rights and responsibilities is provided to each patient in a language the patient understands. (*Also see MOI.4, ME 5*)
- 2. Information about patient rights and responsibilities is provided in writing or in another manner the patient understands.
- 3. The statement of patient rights and responsibilities is posted or otherwise available from staff at all times.

---

## General Consent

---

### Standard PFR.5

General consent for treatment, if obtained when a patient is admitted as an inpatient or is registered for the first time as an outpatient, is clear in its scope and limits. ©

## Intent of PFR.5

Many hospitals obtain a general consent (rather than rely on implied consent) for treatment when the patient is admitted as an inpatient to the hospital or when the patient is registered for the first time as an outpatient. When a general consent is obtained, patients are given information on the scope of the general consent, such as which tests and treatments are included under the general consent. The hospital defines how a general consent is documented in the patient's medical record.

Whether or not a general consent is obtained, all patients are given information about those tests and treatments for which a separate informed consent will be obtained. In addition, all patients receive information about the likelihood of students, such as nursing students, physical therapy students, and others and medical students and trainees participating in care processes.

## Measurable Elements of PFR.5

- 1. Patients and families are informed as to the scope of a general consent, when used by the hospital.
- 2. The hospital has defined how a general consent, when used, is documented in the patient medical record.
- 3. Whether or not a general consent is obtained, all patients and families are informed about which tests and treatments require informed consent. (*Also see PFR.5.1*)
- 4. Whether or not general consent is obtained, all patients receive information about the likelihood of students and trainees participating in care processes.

## Informed Consent

### Standard PFR.5.1

Patient informed consent is obtained through a process defined by the hospital and carried out by trained staff in a manner and language the patient can understand. (P)

### Intent of PFR.5.1

One of the main ways that patients are involved in their care decisions is by granting informed consent. To consent, a patient must be informed of those factors related to the planned care required for an informed decision. Informed consent may be obtained at several points in the care process. **For example**, informed consent can be obtained when the patient is admitted for inpatient care in the hospital and before certain procedures or treatments for which the risk is high. The consent process is clearly defined by the hospital in policies and procedures. (*Also see GLD.17, ME 4*) Relevant laws and regulations are incorporated into the policies and procedures.

Patients and families are informed as to which tests, procedures, and treatments require consent and how they can give consent (**for example**, given verbally, by signing a consent form, or through some other means). Education by hospital staff is provided to patients and families as part of the process of obtaining informed consent for treatment (**for example**, for surgery and anesthesia).

Patients and families understand who may, in addition to the patient, give consent. Designated staff members are trained to inform patients and to obtain and to document patient consent. (*Also see PFR.5, ME 3 and GLD.18*)

### Measurable Elements of PFR.5.1

- 1. The hospital develops and implements a clearly defined informed consent process and trains designated staff in that process.

- 2. Patients are informed about the informed consent process and when informed consent is required.
- 3. Patients learn about the process for granting informed consent in a manner and language that the patient understands. (*Also see* MOI.4, ME 5)
- 4. Patients give informed consent consistent with the process.
- 5. There is a uniform recording of informed consent.
- 6. The identity of the individual providing the information to the patient and family is documented in the patient's medical record.

## Standard PFR.5.2

Informed consent is obtained before surgery, anesthesia, procedural sedation, use of blood and blood products, and other high-risk treatments and procedures. (P)

### Intent of PFR.5.2

When the planned care includes surgical or invasive procedures, anesthesia, procedural sedation, use of blood and blood products, or other high-risk treatments or procedures, a separate consent is obtained (*Also see* COP.3, ASC.3, ASC.3.3, ASC.5.1, and ASC.7.1). This consent process provides the information identified in PFR.5.3 and documents the identity of the individual providing the information. (*Also see* COP.8.5 and COP.9.1)

Not all treatments and procedures require a specific, separate consent. Each hospital identifies those high-risk procedures and treatments for which consent must be obtained. (*Also see* COP.3 and GLD.7) The hospital lists these procedures and treatments and educates staff to ensure that the process to obtain consent is consistent. The list is developed collaboratively by those physicians and others who provide the treatments or perform the procedures. The list includes procedures and treatments provided on an outpatient basis and inpatient basis.

### Measurable Elements of PFR.5.2

- 1. Consent is obtained before surgical or invasive procedures.
- 2. Consent is obtained before anesthesia and procedural sedation.
- 3. Consent is obtained before the use of blood and blood products. (*Also see* COP.3.3)
- 4. The hospital has listed those additional procedures and treatments that require separate consent.
- 5. Consent is obtained before the additional and/or other high-risk procedures and treatments.

## Standard PFR.5.3

Patients and families receive adequate information about the patient's condition, proposed treatment(s) or procedure(s), and health care practitioners so that they can grant consent and make care decisions.

### Intent of PFR.5.3

When informed consent is required for the treatment(s) or procedure(s), the following elements are included in the informed consent process and explained to the patient prior to obtaining consent:

- a) The patient's condition
- b) The proposed treatment(s) or procedure(s)
- c) The name of the person providing the treatment
- d) Potential benefits and drawbacks
- e) Possible alternatives

- f) The likelihood of success
- g) Possible problems related to recovery
- h) Possible results of nontreatment (*Also see* PFR.5.2)

When informed consent is not required, staff members clearly explain the proposed treatment(s) or procedure(s) to the patient and family. The information provided includes elements a) through h) as relevant to the patient's condition and planned treatment.

Staff members inform the patient of the name of the physician or other practitioner who has primary responsibility for the patient's care or who is authorized to perform the patient's treatment(s) or procedure(s). Frequently, patients have questions about their primary practitioners' experience, length of time with the hospital, and the like. The hospital needs to have a process for responding to patients when they request additional information about the practitioner responsible for their care.

### Measurable Elements of PFR.5.3

- 1. Patients are informed of elements a) through h) in the intent as part of the informed consent process when informed consent is required for the treatment(s) or procedure(s). (*Also see* PFE.2)
- 2. When informed consent is not required, patients are informed of elements a) through h) in the intent as relevant to their condition and planned treatment(s) or procedure(s). (*Also see* ASC.3.3, ME 1; ASC.5.1, ME 1; and ASC.7.1, MEs 1 and 2)
- 3. Patients know the identity of the physician or other practitioner responsible for their care.
- 4. The hospital develops and implements a process to respond to a patient's request for additional information about the physician or other practitioner responsible for his or her care.

---

## Standard PFR.5.4

The hospital establishes a process, within the context of existing law and culture, for when others can grant consent.

### Intent of PFR.5.4

Informed consent for care sometimes requires that people other than (or in addition to) the patient be involved in decisions about the patient's care. This is particularly true when the patient does not have the mental or physical capacity to make care decisions, when culture or custom requires that others make care decisions, or when the patient is a child. When the patient cannot make decisions about his or her care, a surrogate decision maker is identified. When someone other than the patient gives consent, that individual is noted in the patient's medical record.

### Measurable Elements of PFR.5.4

- 1. The hospital develops and implements a process for when others can grant informed consent.
- 2. The process respects law, culture, and custom.
- 3. Individuals, other than the patient, granting consent are noted in the patient's medical record.

---

## ***Organ and Tissue Donation***

---

**Note:** The following standards are intended to be used in situations in which organ or tissue transplantation will not occur but during those times when patients request information about organ and tissue donation and/

or when organ or tissue donation may occur. When organ or tissue donation and transplantation are performed, the standards for organ and tissue transplant programs (found in COP.8 through COP.9.3) apply.

## Standard PFR.6

The hospital informs patients and families about how to choose to donate organs and other tissues.

### Standard PFR.6.1

The hospital provides oversight for the process of organ and tissue procurement. ⑥

#### Intent of PFR.6 and PFR.6.1

The shortage of available organs for transplant has encouraged many countries to develop procedures and systems to increase that supply. In some countries, laws determine that everyone is a donor unless specified otherwise (which is considered presumed consent). In other countries, explicit consent for organ donation is required. The hospital is responsible for defining the process of obtaining and recording consent for cell, tissue, and organ donation in relation to international ethical standards and the manner in which organ procurement is organized in their country. The hospital has a responsibility to ensure that adequate controls are in place to prevent patients from feeling pressured to donate.

The hospital supports the choice of patients and families to donate organs and other tissues for research or transplantation. Information is provided to patients and families on the donation process and the manner in which organ procurement is organized for the community, region, or nation (such as a national or regional organ procurement agency or network).

The shortage of organs for transplant has resulted in questionable practices in the procurement and transplantation of organs. The practice of inducing vulnerable individuals or groups (such as illiterate and impoverished persons, undocumented immigrants, prisoners, and political or economic refugees) to become living donors, organ trafficking (the buying and selling of organs over black market trade), the harvesting of organs without consent from executed prisoners or dead patients, and transplant tourism are inconsistent with ensuring organ donor and recipient safety.

Oversight for the process of organ and tissue procurement includes defining the donation process that is consistent with laws and regulations, respecting the community's religious and cultural values, ensuring ethical practices, and identifying requirements for consent. Hospital staff are trained on the donation process that supports patient and family choices. Staff are also trained in the contemporary concerns and issues related to organ donation and availability of transplants. The hospital cooperates with other hospitals and agencies in the community responsible for all or a portion of the procurement, banking, transportation, or transplantation process. (*Also see COP.9*)

#### Measurable Elements of PFR.6

- 1. The hospital supports patient and family choices to donate organs and other tissues.
- 2. The hospital provides information to patients and families on the donation process.
- 3. The hospital provides information to the patient and family on the manner in which organ procurement is organized.
- 4. The hospital ensures that adequate controls are in place to prevent patients from feeling pressured to donate.

#### Measurable Elements of PFR.6.1

- 1. The hospital defines the organ- and tissue-donation processes and ensures that the process is consistent with the region's laws and regulations and its religious and cultural values.

- 2. The hospital identifies consent requirements and develops a consent process consistent with those requirements.
- 3. Staff are trained in the contemporary issues and concerns related to organ donation and the availability of transplants.
- 4. The hospital cooperates with relevant hospitals and agencies in the community to respect and to implement choices to donate.

## References

1. Henry LM, et al. Respect and dignity: A conceptual model for patients in the intensive care unit. *Narrat Inq Bioeth.* 2015;5(1A):5A–14A.
2. van Gennip IE, et al. The development of a model of dignity in illness based on qualitative interviews with seriously ill patients. *Int J Nurs Stud.* 2013 Aug;50(8):1080–1089.
3. Kuo DZ, et al. Family-centered care: Current applications and future directions in pediatric health care. *Matern Child Health J.* 2012 Feb;16(2):297–305.
4. Vahdat S, et al. Patient involvement in health care decision making: A review. *Iran Red Crescent Med J.* 2014 Jan;16(1): e12454.



# Assessment of Patients (AOP)



## Overview

The goal of assessment is to determine the care, treatment, and services that will meet the patient's initial and continuing needs. An effective patient-assessment process results in decisions about the patient's treatment needs for emergency, elective, or planned care, even when the patient's condition changes. Patient assessment is an ongoing, dynamic process that takes place in many inpatient and outpatient settings and departments and clinics. Patient assessment consists of three primary processes:

SOAP

1. Collecting information and data on the patient's physical, psychological, and social status, and health history
2. Analyzing the data and information, including the results of laboratory and imaging diagnostic tests, to identify the patient's health care needs
3. Developing a plan of care to meet the patient's identified needs

Patient needs must be reassessed throughout the course of care, treatment, and services. Reassessment is key to understanding the patient's response to the care, treatment, and services provided and is essential in identifying whether care decisions are appropriate and effective.

Assessment activities may vary between settings, as defined by the hospital's leaders. Information gathered at the patient's first contact may indicate the need for more data or a more intensive assessment. At a minimum, the need for further assessment is determined by the care, treatment, and services sought and the patient's presenting condition(s).

Patient assessment is appropriate when it considers the patient's condition, age, health needs, and requests or preferences. These processes are most effectively carried out when the various health care practitioners responsible for the patient work together.

**Note:** Some standards require the hospital to have a written policy, procedure, program, or other written document for specific processes. Those standards are indicated by a © icon after the standard text.

## Standards

The following is a list of all standards for this function. They are presented here for your convenience without their intent statements or measurable elements. For more information about these standards, please see the next section in this chapter, Standards, Intents, and Measurable Elements.

**AOP.1** All patients cared for by the hospital have their health care needs identified through an assessment process that has been defined by the hospital. ©

**AOP.1.1** Each patient's initial assessment includes a physical examination and health history as well as an evaluation of psychological, spiritual/cultural (as appropriate), social, and economic factors.

**AOP.1.2** The patient's medical and nursing needs are identified from the initial assessments, which are completed and documented in the medical record within the first 24 hours after admission as an inpatient or earlier as indicated by the patient's condition. (P)

**AOP.1.2.1** The initial medical and nursing assessments of emergency patients are based on their needs and conditions. (P)

**AOP.1.3** The hospital has a process for accepting initial medical assessments conducted in a physician's private office or other outpatient setting prior to admission or outpatient procedure.

**AOP.1.3.1** A preoperative medical assessment is documented before anesthesia or surgical treatment and includes the patient's medical, physical, psychological, social, economic, and discharge needs.

**AOP.1.4** Patients are screened for nutritional status, functional needs, and other special needs and are referred for further assessment and treatment when necessary.

**AOP.1.5** All inpatients and outpatients are screened for pain and assessed when pain is present.

**AOP.1.6** Individualized medical and nursing initial assessments are performed for special populations cared for by the hospital. (P)

**AOP.1.7** Dying patients and their families are assessed and reassessed according to their individualized needs.

**AOP.1.8** The initial assessment includes determining the need for discharge planning. (P)

**AOP.2** All patients are reassessed at intervals based on their condition and treatment to determine their response to treatment and to plan for continued treatment or discharge. (P)

**AOP.3** Qualified individuals conduct the assessments and reassessments. (P)

**AOP.4** Medical, nursing, and other individuals and services responsible for patient care collaborate to analyze and integrate patient assessments and prioritize the most urgent/important patient care needs.

## Laboratory Services

**AOP.5** Laboratory services are available to meet patient needs, and all such services meet applicable local and national standards, laws, and regulations.

**AOP.5.1** A qualified individual(s) is responsible for managing the clinical laboratory service or pathology service. (P)

**AOP.5.1.1** A qualified individual is responsible for the oversight and supervision of the point-of-care testing program. (P)

**AOP.5.2** All laboratory staff have the required education, training, qualifications, and experience to administer and perform the tests and interpret the results.

**AOP.5.3** A laboratory safety program is in place, followed, and documented, and compliance with the facility management and infection control programs is maintained. (P)

**AOP.5.3.1** The laboratory uses a coordinated process to reduce the risks of infection as a result of exposure to infectious diseases and biohazardous materials and waste. (P)

**AOP.5.4** Laboratory results are available in a timely way as defined by the hospital. (P)

**AOP.5.5** All equipment used for laboratory testing is regularly inspected, maintained, and calibrated, and appropriate records are maintained for these activities. (P)

- AOP.5.6** Essential reagents and supplies are available and all reagents are evaluated to ensure accuracy and precision of results. (P)
- AOP.5.7** Procedures for collecting, identifying, handling, safely transporting, and disposing of specimens are established and implemented. (P)
- AOP.5.8** Established norms and ranges are used to interpret and to report clinical laboratory results.
- AOP.5.9** Quality control procedures for laboratory services are in place, followed, and documented. (P)
- AOP.5.9.1** There is a process for proficiency testing of laboratory services. (P)
- AOP.5.10** Reference/contract laboratories used by the hospital are licensed and accredited or certified by a recognized authority.
- AOP.5.10.1** The hospital identifies measures for monitoring the quality of the services to be provided by the reference/contract laboratory.

### Blood Bank and/or Transfusion Services

- AOP.5.11** A qualified individual is responsible for blood bank and/or transfusion services and ensures that services adhere to laws and regulations and recognized standards of practice. (P)

### Radiology and Diagnostic Imaging Services

- AOP.6** Radiology and diagnostic imaging services are available to meet patient needs, and all such services meet applicable local and national standards, laws, and regulations.
- AOP.6.1** A qualified individual(s) is responsible for managing the radiology and diagnostic imaging services.
- AOP.6.2** Individuals with proper qualifications and experience perform diagnostic imaging studies, interpret the results, and report the results.
- AOP.6.3** Radiation safety guidelines for staff and patients are in place, followed, and documented; and compliance with the facility management and infection control programs is maintained. (P)
- AOP.6.4** Radiology and diagnostic imaging study results are available in a timely way as defined by the hospital. (P)
- AOP.6.5** All equipment used to conduct radiology and diagnostic imaging studies is regularly inspected, maintained, and calibrated, and appropriate records are maintained for these activities. (P)
- AOP.6.6** X-ray film and the required supplies are available when the hospital uses film X-ray.
- AOP.6.7** Quality control procedures are in place, followed, validated, and documented. (P)
- AOP.6.8** The hospital regularly reviews quality control results for all outside contracted sources of diagnostic services.

# Standards, Intents, and Measurable Elements

## Standard AOP.1

All patients cared for by the hospital have their health care needs identified through an assessment process that has been defined by the hospital. ©

### Intent of AOP.1

An effective patient-assessment process results in decisions about the patient's immediate and continuing treatment needs for emergency, elective, or planned care, even when the patient's condition changes. Patient assessment is an ongoing, dynamic process that takes place in many inpatient and outpatient settings and departments and clinics. Patient assessment consists of three primary processes:

- 1) Collecting information and data on the patient's physical, psychological, and social status, and his or her health history
- 2) Analyzing the data and information, including the results of laboratory and imaging diagnostic tests, to identify the patient's health care needs
- 3) Developing a plan of care to meet the patient's identified needs

When a patient has been registered or admitted to a hospital for inpatient or outpatient care/treatment, whether in-person or through virtual means, a complete assessment needs to be performed related to the reason(s) the patient has come for care. The specific information the hospital requires at this stage, and the procedures for getting it, depend on the patient's needs and the setting in which care is being provided (**for example**, inpatient or outpatient care). Hospital policies and procedures define how this process functions and what information needs to be gathered and documented. (*Also see ACC.1*)

To consistently assess patient needs, the hospital defines, in policies, the minimum content of assessments to be performed by physicians, nurses, and other clinical disciplines. Assessments are performed by each discipline within its scope of practice, licensure, applicable laws and regulations, or *certification*. Only qualified individuals conduct the assessments. Any assessment forms used for assessments reflect this policy. The hospital defines assessment activities in both inpatient and outpatient settings in which care is provided. The hospital defines those elements common to all assessments and defines any differences, when permitted, in the scope of general medical and specialty services assessments. The assessment defined in policy may be completed by more than one qualified individual and at different points in time. All the content must be available when treatment is initiated. (*Also see AOP.1.2 and AOP.1.2.1*)

### Measurable Elements of AOP.1

- ❑ 1. The minimum content of assessments for inpatients is defined for each clinical discipline that performs assessments and specifies the required elements of the history and physical examination. (*Also see ASC.3.2, ME 1 and ASC.4, ME 1*)
- ❑ 2. The minimum content of assessments for outpatients is defined for each clinical discipline that performs assessments and specifies the required elements of the history and physical examination. (*Also see ASC.3.2, ME 1 and ASC.4, ME 1*)
- ❑ 3. Only qualified individuals permitted by licensure, applicable laws and regulations, or certification perform the assessment. (*Also see SQE.10, ME 3*)
- ❑ 4. The hospital identifies the information to be documented for the assessments. (*Also see MMU.4, ME 5*)

## Standard AOP.1.1

Each patient's initial assessment includes a physical examination and health history as well as an evaluation of psychological, spiritual/cultural (as appropriate), social, and economic factors.

### Intent of AOP.1.1

The initial assessment of a patient, outpatient or inpatient, is critical to identifying his or her needs and starting the care process. The initial assessment provides information to

- understand the care the patient is seeking;
- select the best care setting for the patient;
- form an initial diagnosis; and
- understand the patient's response to any previous care.

To provide this information, the initial assessment includes an evaluation of the patient's medical status through a physical examination and health history. The psychological assessment determines the patient's emotional status (**for example**, if he or she is depressed, fearful, or belligerent and may harm him- or herself or others). Gathering social information on a patient is not intended to "classify" the patient. Rather, a patient's social, cultural, spiritual, family, and economic contexts are important factors that can influence his or her response to illness and treatment. Families can be very helpful in these areas of assessment and in understanding the patient's wishes and preferences in the assessment process. Economic factors are assessed as part of the social assessment or assessed separately when the patient and his or her family will be responsible for the cost of all or a portion of the care while an inpatient or following discharge. Many different qualified individuals may be involved in the assessment of a patient. The most important factors are that the assessments are complete and available (*Also see ACC.3, ME 2*) to those caring for the patient.

Patient assessment is most beneficial when it considers the patient's condition, age, and health needs, as well as his or her requests or preferences. These processes are most effectively carried out when the various health care practitioners responsible for the patient work together. (*Also see COP.8 and MOI.9.1, ME 2*)

### Measurable Elements of AOP.1.1

- 1. All inpatients and outpatients have an initial assessment that includes a health history and physical examination consistent with the requirements defined in hospital policy. (*Also see MMU.4, ME 5*)
- 2. Each patient receives an initial psychological assessment as indicated by his or her needs. (*Also see COP.8.7 and COP.9.2*)
- 3. Each patient receives an initial social and economic assessment as indicated by his or her needs. (*Also see COP.8.5*)
- 4. Each patient receives an initial spiritual/cultural assessment, as appropriate, and as indicated by his or her needs.
- 5. The initial assessment results in an initial diagnosis.

## Standard AOP.1.2

The patient's medical and nursing needs are identified from the initial assessments, which are completed and documented in the medical record within the first 24 hours after admission as an inpatient or earlier as indicated by the patient's condition. (P)

### Standard AOP.1.2.1

The initial medical and nursing assessments of emergency patients are based on their needs and conditions. (P)

**Intent of AOP.1.2 and AOP.1.2.1**

The primary outcome from the patient's initial assessments is an understanding of the patient's medical and nursing needs so care and treatment can begin. (Also see COP.8.7) To accomplish this, the hospital determines the minimum content of the initial medical and nursing and other assessments (Also see AOP.1), the time frame for completion of assessments, and the documentation requirements for assessments (also see AOP.1.3). Although the medical and nursing assessments are primary to the initiation of care, there may be additional assessments by other health care practitioners, including special assessments (Also see AOP.1.4 and AOP.1.5) and individualized assessments (Also see AOP.1.6). These assessments must be integrated and the most urgent care needs identified (Also see AOP.4).

The initial medical and nursing assessments are completed within 24 hours of admission to the hospital and available for use by all those caring for the patient. When the patient's condition indicates, the initial medical and/or nursing assessment are conducted and available earlier. Thus, emergency patients are assessed immediately, and policy may define that certain other patient groups are assessed sooner than 24 hours.

In an emergency, the initial medical and nursing assessments may be limited to the patient's apparent needs and condition. Also, when there is no time to record the complete history and physical examination of an emergency patient requiring surgery, a brief note and the preoperative diagnosis are recorded before surgery. (Also see MOI.9.1, ME 3)

**Measurable Elements of AOP.1.2**

- 1. The initial medical assessment, including health history, physical exam, and other assessments required by the patient's condition, is performed and documented within the first 24 hours of admission as an inpatient or sooner as required by patient condition.
- 2. The initial medical assessment results in a list of specific medical diagnoses that includes primary and associated conditions requiring treatment and monitoring.
- 3. The initial nursing assessment is performed and documented within the first 24 hours of admission as an inpatient or sooner as required by patient condition.
- 4. The initial nursing assessment results in a list of specific patient nursing needs or conditions that require nursing care, interventions, or monitoring.

**Measurable Elements of AOP.1.2.1**

- 1. The medical assessment of emergency patients is based on their needs and condition and documented in the patient medical record.
- 2. The nursing assessment of emergency patients is based on their needs and condition and documented in the patient medical record.
- 3. Before surgery is performed, there is at least a brief note and preoperative diagnosis documented for emergency patients requiring emergency surgery. (Also see ASC.7)

**Standard AOP.1.3**

The hospital has a process for accepting initial medical assessments conducted in a physician's private office or other outpatient setting prior to admission or outpatient procedure.

**Intent of AOP.1.3**

When the initial medical assessment is conducted in a physician's private office or other outpatient setting prior to care in the hospital as an inpatient or prior to an outpatient procedure such as same-day surgery, it must be within the previous 30 days. If at the time of admission as an inpatient or at the time of the outpatient

procedure, the medical assessment is greater than 30 days old, the medical history must be updated and the physical examination repeated. For medical assessments performed and documented 30 days or less prior to admission as an inpatient or prior to an outpatient procedure, any significant changes in the patient's condition since the assessment or "no change" if appropriate, are documented at admission. This updating and/or reexamination can be accomplished by any qualified individual. (*Also see* AOP.1.2 and AOP.1.2.1 regarding the time frame and documentation requirements for initial assessments conducted in the hospital)

When an assessment is partially or entirely completed outside the hospital (**for example**, in a consultant surgeon's office), the findings are reviewed and/or verified at admission as an inpatient or prior to the outpatient procedure, as appropriate to the time between the outside assessment and admission, the critical nature of the findings, the complexity of the patient, and the planned care and treatment (**for example**, the review confirms the clarity of the diagnosis and any planned procedures or treatments; the presence of radiographs needed in surgery; and any change[s] in the patient's condition, such as control of blood sugar; it also identifies any critical lab tests that may need repeating). (*Also see* AOP.4)

### Measurable Elements of AOP.1.3

- 1. Initial medical assessments conducted prior to admission to inpatient status or prior to an outpatient procedure in the hospital are less than or equal to 30 days old.
- 2. For assessments less than or equal to 30 days old, any significant changes in the patient's condition since the assessment or "no change" are documented in the patient's medical record at the time of admission as an inpatient or prior to an outpatient procedure.
- 3. If the medical assessment is greater than 30 days old at the time of admission as an inpatient or prior to an outpatient procedure, the medical history must be updated and the physical examination repeated.
- 4. The findings of all assessments performed outside the hospital are reviewed and/or verified at the time of admission to inpatient status.

## Standard AOP.1.3.1

A preoperative medical assessment is documented before anesthesia or surgical treatment and includes the patient's medical, physical, psychological, social, economic, and discharge needs.

### Intent of AOP.1.3.1

The *preoperative medical assessment* is a clinical risk assessment that assesses the health of a patient to determine if the patient is safe to undergo the anesthesia and surgery.

The initial preoperative medical assessment includes the patient's medical, physical, psychological, social, and economic needs prior to surgery. In addition, assessing the patient for any potential care needs following discharge is a valuable component of the preoperative assessment. (*Also see* ASC.7)

Results of the medical assessment and of any diagnostic tests, along with potential patient needs following discharge, are recorded in the patient's medical record before anesthesia or surgery.

### Measurable Elements of AOP.1.3.1

- 1. Patients for whom surgery is planned have a preoperative medical assessment performed before the surgery.
- 2. The preoperative medical assessment includes the patient's medical, physical, psychological, social, economic, and discharge needs.

- 3. The preoperative medical assessment of surgical patients is documented in the medical record before surgery.

## Standard AOP.1.4

Patients are screened for nutritional status, functional needs, and other special needs and are referred for further assessment and treatment when necessary.

### Intent of AOP.1.4

The information gathered at the initial medical and/or nursing assessment, through the application of screening criteria, may indicate that the patient needs further or more in-depth assessment of nutritional status or functional status, including a fall-risk assessment (*Also see* IP5G.6). The more in-depth assessment may be necessary to identify those patients in need of *nutritional interventions* and patients in need of rehabilitation services or other services related to their ability to function independently or at their greatest potential.

The most effective way to identify patients with nutritional or functional needs is through screening criteria. Screening generally involves performing a very simple, high-level evaluation of a patient to determine if the patient exhibits a risk that might indicate the need for a more in-depth assessment. **For example**, the initial nursing assessment form may contain basic criteria for a nutritional screen, such as five or six simple questions with a numerical score relating to recent decline in food intake, weight loss during the past three months, mobility, and the like. The patient's total score would then identify a patient at nutritional risk requiring a more in-depth nutritional assessment.

In each case, the screening criteria are developed by qualified individuals able to further assess and, if necessary, to provide any required patient treatment. **For example**, screening criteria for nutritional risk may be developed by nurses who will apply the criteria, dietitians who will supply the recommended dietary intervention, and nutritionists able to integrate nutritional needs with the other needs of the patient. (*Also see* COP.4 and COP.5) The screening criteria are implemented consistently throughout the hospital where needed.

The information gathered at the initial medical and/or nursing assessment may also identify a need for other assessments, such as dental, hearing, vision, and so on. (*Also see* AOP.1.2 and AOP.1.2.1) The hospital refers the patient for further assessments within the hospital when available, or through the community following discharge.

### Measurable Elements of AOP.1.4

- 1. Qualified individuals develop screening criteria to identify patients who require further nutritional assessment, and the criteria are implemented consistently throughout the hospital where needed.
- 2. Patients at risk for nutritional problems receive a nutritional assessment.
- 3. Qualified individuals develop screening criteria to identify patients who require further functional assessment, and the criteria are implemented consistently throughout the hospital where needed.
- 4. Patients in need of a functional assessment are referred for such an assessment.
- 5. When the need for additional specialized assessments is identified, patients are referred within the hospital or outside the hospital.
- 6. Specialized assessments conducted within the hospital are completed and documented in the patient's medical record.



## Standard AOP.1.5

All inpatients and outpatients are screened for pain and assessed when pain is present.

### Intent of AOP.1.5

During the initial assessment and during any reassessments, a screening procedure is used to identify patients with pain. **Examples** of questions that may be used in a screening exam include the following:

- Are you having pain right now?
- Does pain keep you from sleeping at night?
- Does pain keep you from participating in activities?
- Do you experience pain every day?

Positive answers to questions such as these indicate the need for a more in-depth assessment of the patient's pain. When pain is identified in the outpatient setting, the patient may be more thoroughly assessed and treated in the hospital or provided with a referral for further assessment and treatment. The scope of treatment is based on the care setting and services provided. (*Also see COP.6*)

When the patient is an inpatient in the hospital, a more comprehensive assessment is performed as soon as pain is identified. This assessment is appropriate to the patient's age and measures pain intensity and quality, such as pain character, frequency, location, and duration. Additional information may include pain history, what makes pain better or worse, what are the patient's goals for pain relief, and the like. This assessment is recorded in a way that facilitates regular reassessment and follow-up according to criteria developed by the hospital and the patient's needs. (*Also see AOP.1.2 and AOP.1.2.1*)

### Measurable Elements of AOP.1.5

- 1. Patients are screened for pain and the screening is documented.
- 2. When pain is identified from the initial screening exam, a comprehensive assessment of the patient's pain is performed.
- 3. The assessment is recorded in a way that facilitates regular reassessment and follow-up according to criteria developed by the hospital and the patient's needs.

## Standard AOP.1.6

Individualized medical and nursing initial assessments are performed for special populations cared for by the hospital. ©

### Intent of AOP.1.6

The initial assessment of certain types of patients or certain patient populations requires that the assessment process be modified. Such modification is based on the unique characteristics or needs of each patient population. Each hospital identifies those special patient groups and populations and modifies the assessment process to meet their special needs. In particular, when the hospital serves one or more of the special-needs patients or populations listed below, individualized medical and nursing assessments are performed:

- Children
- Adolescents
- Frail elderly
- Terminally ill/dying patients
- Patients with intense or chronic pain
- Women in labor
- Women experiencing terminations in pregnancy

- Patients with emotional or psychiatric disorders
- Patients suspected of drug and/or alcohol dependency
- Victims of abuse or neglect
- Patients with infectious or communicable diseases
- Patients receiving chemotherapy or radiation therapy
- Patients whose immune systems are compromised

The assessment of patients suspected of drug and/or alcohol dependency and the assessment of victims of abuse or neglect are shaped by the culture of the patient population. These assessments are not intended to be proactive case-finding processes. Rather, the assessment of these patients responds to their needs and condition in a culturally acceptable and confidential manner. The assessment process is modified to be consistent with local laws and regulations and professional standards related to such populations and situations and to involve the family when appropriate or necessary. (*Also see AOP.1.2 and AOP.1.2.1*)

### Measurable Elements of AOP.1.6

- 1. The hospital identifies, in writing, those special patient groups and populations it serves that require modifications to its assessment.
- 2. The assessment process for special-needs patient populations is modified to reflect their needs.
- 3. The modified assessment process is consistent with local laws and regulations and incorporates professional standards related to such populations.
- 4. Individualized medical and nursing assessments are performed and documented.

## Standard AOP.1.7

Dying patients and their families are assessed and reassessed according to their individualized needs.

### Intent of AOP.1.7

Assessments and reassessments need to be individualized to meet patients' and families' needs when patients are at the end of life. (*Also see COP.7*) Assessments and reassessments should evaluate the patient, as indicated by the patient's symptoms and conditions, and according to his or her needs. Such symptoms, conditions, and health care needs include

- symptoms of nausea and respiratory distress;
- factors that alleviate or exacerbate physical symptoms;
- current symptom management and the patient's response; and
- the need for an alternative setting or level of care.

Patients and families may also receive assessment, and reassessment if applicable, for spiritual, psychosocial, and support service needs, as appropriate and according to their individualized needs and cultural preferences.

Elements to consider include the following:

- Patient and family spiritual orientation and, as appropriate, any involvement in a religious group
- Patient and family spiritual concerns or needs, such as despair, suffering, guilt, or forgiveness
- Patient and family psychosocial status, such as family relationships, the adequacy of the home environment if care is provided there, coping mechanisms, and the patient's and family's reactions to illness
- The need for support or respite services for the patient, family, or other caregivers
- Survivor risk factors, such as family coping mechanisms and the potential for pathological grief reactions

### Measurable Elements of AOP.1.7

- 1. Dying patients are assessed and reassessed for symptoms, conditions, and health care needs, as indicated by and according to their identified needs. (*Also see* AOP.2, ME 2 and COP.7, ME 2)
- 2. Dying patients and their families are assessed, and reassessed as applicable, for spiritual, psychosocial, and support service needs, as appropriate and according to their individualized needs and cultural preferences.
- 3. Assessment findings are documented in the patient's medical record. (*Also see* MOI.9.1, ME 3)

## Standard AOP.1.8

The initial assessment includes determining the need for discharge planning. ©

### Intent of AOP.1.8

Continuity of care requires special preparation and considerations for many patients, particularly as it relates to discharge planning. The process for developing a plan for discharge begins early in the assessment process. The initial assessment can help identify those patients for whom discharge planning is critical due to age, lack of mobility, continuing medical and nursing needs, or assistance with activities of daily living, among others. As arrangements for discharge may take some time, the assessment and planning processes are initiated as soon as possible after admission as an inpatient.

Discharge planning includes any special education the patient may require related to continuing care outside of the hospital. (*Also see* PFE.2) **For example**, a newly diagnosed Type 1 diabetic patient will need education related to diet and nutrition, as well as instruction on administration of insulin injections. A patient admitted for an acute myocardial infarction may need cardiac rehabilitation following discharge, as well as nutritional instruction. Successful discharges depend on effective planning.

### Measurable Elements of AOP.1.8

- 1. The hospital begins the discharge planning process early in the assessment process to identify those patients for whom discharge planning is critical. (*Also see* ACC.4, ME 3)
- 2. Discharge planning includes identifying special needs and developing and implementing a plan to address those needs.
- 3. Patients, family as appropriate, and staff involved in the patient's care participate in the discharge planning process. (*Also see* PFR.2, ME 1)

## Standard AOP.2

All patients are reassessed at intervals based on their condition and treatment to determine their response to treatment and to plan for continued treatment or discharge. ©

### Intent of AOP.2

Reassessment by all the patient's health care practitioners is key to understanding whether care decisions are appropriate and effective. Patients are reassessed throughout the care process at intervals based on their needs and plan of care or as defined in hospital policies and procedures. The results of these reassessments are noted in the patient's medical record for the information and use of all those caring for the patient.

Reassessment by a physician is integral to ongoing patient care. A physician assesses an acute care patient at least daily, including weekends, and when there has been a significant change in the patient's condition.

Reassessments are conducted and results are entered in the patient's medical record

- at regular intervals during care (**for example**, nursing staff periodically record vital signs, pain assessment, and lung and heart sounds, as needed based on the patient's condition);
- daily by a physician for acute care patients;
- in response to a significant change in the patient's condition; (*Also see COP.3.1*)
- if the patient's diagnosis has changed and the care needs require revised planning; and
- to determine if medications and other treatments have been successful and the patient can be transferred or discharged.

Some non-acute patients may not need daily physician assessments; **for example**, a stable psychiatric patient receiving group therapy sessions, or a patient who is past the acute phase of illness or surgery and who is receiving only rehabilitative treatment. The hospital identifies, in writing, those patients who do not require daily assessments.

### Measurable Elements of AOP.2

- 1. Patients are reassessed to determine their response to treatment and plan for continued treatment and/or discharge. (*Also see COP.5, ME 3; ASC.6.1, ME 3; and MMU.7, ME 1*)
- 2. Patients are reassessed at intervals based on their condition and when there has been a significant change in their condition, plan of care, or individual needs. (*Also see AOP.1.7, ME 1*)
- 3. A physician reassesses patients at least daily, including weekends, during the acute phase of their care and treatment.
- 4. For non-acute patients, the hospital defines, in writing, the circumstances in which, and the types of patients or patient populations for which, a physician's assessment may be less than daily and identifies the minimum reassessment interval for these patients.
- 5. Reassessments are documented in the patient medical record.

## Standard AOP.3

Qualified individuals conduct the assessments and reassessments. (P)

### Intent of AOP.3

The assessment and reassessment of patients are critical processes that require special education, training, knowledge, and skills. Thus, for each type of assessment, those individuals qualified to perform the assessment are identified and their responsibilities defined in writing. In particular, those individuals qualified to conduct emergency assessments or assessments of nursing needs are clearly identified. Assessments are performed by each discipline within its scope of practice, licensure, applicable laws and regulations, or certification.

### Measurable Elements of AOP.3

- 1. Individuals qualified to conduct patient assessments and reassessments are identified and have their responsibilities defined in writing. (*Also see SQE.1.1, ME 2 and SQE.10, ME 3*)
- 2. Only those individuals permitted by licensure, applicable laws and regulations, or certification perform patient assessments.
- 3. Emergency assessments are conducted by individuals qualified to do so.
- 4. Nursing assessments are conducted by individuals qualified to do so.

## Standard AOP.4

Medical, nursing, and other individuals and services responsible for patient care collaborate to analyze and integrate patient assessments and prioritize the most urgent/important patient care needs.

### Intent of AOP.4

A patient may undergo many kinds of assessments outside and inside the hospital by many different departments and services. As a result, there may be a variety of information, test results, and other data in the patient's record (*also see* AOP.1.3). A patient benefits most when the staff responsible for the patient work together to analyze the assessment findings and combine this information into a comprehensive picture of the patient's condition. From this collaboration, the patient's needs are identified, the order of their importance is established, and care decisions are made. Integration of findings at this point will facilitate the coordination of care provision. (*Also see* AOP.1.2 and AOP.1.2.1, and COP.2)

The process for working together is simple and informal when the patient's needs are not complex. Formal treatment team meetings, patient conferences, and clinical rounds may be needed for patients with complex or unclear needs. The patient, his or her family, and others who make decisions on the patient's behalf are included in the decision process when it is needed.

### Measurable Elements of AOP.4

- 1. Patient assessment data and information are analyzed and integrated.
- 2. Those responsible for the patient's care participate in the process.
- 3. Patient needs are prioritized based on assessment results.

## Laboratory Services

### Standard AOP.5

Laboratory services are available to meet patient needs, and all such services meet applicable local and national standards, laws, and regulations.

### Intent of AOP.5

The hospital has a system for providing laboratory services, including *clinical pathology* services, required by its patient population, clinical services offered, and health care practitioner needs. The laboratory services are organized and provided in a manner that meets applicable local and national standards, laws, and regulations.

Laboratory services, including those required for emergencies, may be provided within the hospital, by agreement with another organization, or both. Laboratory services are available after normal hours for emergencies. In addition, the hospital is able to identify and to contact experts in specialized diagnostic areas, such as parasitology, virology, or toxicology, when needed.

Outside sources are convenient for the patient to access. The hospital selects outside sources based on the recommendation of the laboratory's leader or other individual responsible for laboratory services. Outside sources of laboratory services meet applicable laws and regulations and have an acceptable record of accurate, timely services. Patients are informed when an outside source of laboratory services is owned by the referring physician.

## Measurable Elements of AOP.5

- 1. Laboratory services meet applicable local and national standards, laws, and regulations. (*Also see* GLD.2, ME 5)
- 2. Laboratory services are available to meet the needs related to the hospital's mission and patient population, the community's health care needs, and emergency needs, including after normal hours.
- 3. Experts in specialized diagnostic areas are contacted when needed.
- 4. Outside sources are selected based on an acceptable record and compliance with laws and regulations.
- 5. Patients are informed about any relationships between the referring physician and outside sources of laboratory services. (*Also see* GLD.12.1, ME 1)

## Standard AOP.5.1

A qualified individual(s) is responsible for managing the clinical laboratory service or pathology service. ⑥

### Intent of AOP.5.1

Clinical laboratory services are under the direction of an individual who is qualified by virtue of documented training, expertise, and experience, consistent with applicable laws and regulations. This individual assumes professional responsibility for the laboratory facility and the services provided in the laboratory as well as tests performed outside the laboratory, such as the testing performed at bedside (point-of-care testing). The oversight of services outside the laboratory includes ensuring consistent hospitalwide policies and practices, such as training and supply management, among others. It does not include daily supervision of those activities. Daily supervision remains the responsibility of the leaders of the department or unit in which the testing is conducted.

When this individual provides clinical consultation or medical opinion, he or she is a physician, preferably a pathologist. Specialty and subspecialty laboratory services are under the direction of appropriately qualified individuals. Responsibilities of the laboratory leader include

- developing, implementing, and maintaining policies and procedures;
- administrative oversight;
- maintaining any necessary quality control program;
- recommending outside sources of laboratory services; and
- monitoring and reviewing all laboratory services.

### Measurable Elements of AOP.5.1

- 1. The clinical laboratory, and other laboratory services throughout the hospital, are under the direction and oversight of one or more qualified individuals. (*Also see* GLD.9.6, ME 1)
- 2. Responsibilities for developing, implementing, and maintaining policies and procedures are defined and carried out.
- 3. Responsibilities for administrative oversight are defined and carried out.
- 4. Responsibilities for maintaining quality control programs are defined and carried out.
- 5. Responsibilities for recommending reference/contract laboratory services are defined and carried out. (*Also see* GLD.6, ME 4 and GLD.6.1, ME 3)
- 6. Responsibilities for monitoring and reviewing all laboratory services within and outside the laboratory are defined and carried out.

## Standard AOP.5.1.1

A qualified individual is responsible for the oversight and supervision of the point-of-care testing program. ©

### Intent of AOP.5.1.1

*Point-of-care testing* (POCT) is defined by the College of American Pathologists as “tests designed to be used at or near the site where the patient is located, that do not require permanent, dedicated space, and that are performed outside the physical facilities of the clinical laboratories.”

When POCT is included in the hospital services, oversight and supervision for the services, regardless of where the services are performed, are provided by the individual responsible for managing the laboratory services or a designee. The hospital must have a clearly defined and well-structured approach to POCT to ensure that it is performed safely and correctly and that the results generated are accurate and reliable.<sup>1-3</sup>

A POCT program includes thorough planning with leaders electing to implement POCT in their department/ward. Planning includes selection of tests to be performed, identification of staff who will be performing the test(s), and a protocol for reporting abnormal test results, including the process for reporting critical results. Staff performing POCT require training for each test being performed, along with a competency evaluation to ensure that results are accurate.

Quality control performance, documentation, and evaluation are required to be performed within defined specifications, generally recommended by the manufacturer, on a daily basis as well as between new batches of test kits. The quality control sample may be included with the test kit or may need to be purchased from the manufacturer or authorized representative. All staff performing POCT adhere to defined quality control procedures and understand what actions to take when the quality control sample is out of specification.

A POCT program should be monitored and evaluated in order to ensure that the program is meeting the needs of its customers (health care practitioners, testing staff, and patients). This may be accomplished by developing and monitoring quality improvement measures, through patient surveys and/or reviews of quality control and proficiency testing results, and utilization reports.

### Measurable Elements of AOP.5.1.1

- 1. The person responsible for managing the laboratory services, or a designee, provides oversight and supervision of the POCT program. (*Also see* GLD.9, ME 1)
- 2. Staff performing point-of-care testing have the required qualifications and training and are competent to perform POCT. (*Also see* SQE.4, ME 1)
- 3. The POCT program includes a defined process for reporting abnormal test results, including reporting of critical results. (*Also see* IPSG.2.1)
- 4. The POCT program includes quality control performance, documentation, and evaluation. (*Also see* AOP.5.9)
- 5. The POCT program is monitored and evaluated and included in quality improvement activities. (*Also see* AOP.5.9)

## Standard AOP.5.2

All laboratory staff have the required education, training, qualifications, and experience to administer and perform the tests and interpret the results.

**Intent of AOP.5.2**

The hospital identifies the education, training, qualifications, and experience of laboratory staff members performing and interpreting laboratory tests, those who are approved to perform point-of-care screening tests at the bedside, and those who direct or supervise staff who perform testing. Supervisory staff and technical staff are oriented to their work. Technical staff are given work assignments consistent with their training and experience. In addition, the laboratory implements a staffing program that allows staff to perform tests promptly and to ensure laboratory staffing during all hours of operation and for emergencies.

**Measurable Elements of AOP.5.2**

- 1. All laboratory staff have the required credentials to administer, perform, and interpret tests. (*Also see* SQE.4, ME 1)
- 2. A staffing program is implemented that allows staff to perform tests promptly and to provide staffing during all hours of operation and during emergencies. (*Also see* SQE.6, ME 2)
- 3. Laboratory supervisory staff are identified and have the proper qualifications and experience. (*Also see* SQE.4, ME 1)

**Standard AOP.5.3**

A laboratory safety program is in place, followed, and documented, and compliance with the facility management and infection control programs is maintained. (P)

**Intent of AOP.5.3**

The laboratory has an active safety program to the degree required by the risks and hazards encountered in the laboratory. The program addresses safety practices and prevention measures (**for example**, eye-wash stations, spill kits, and the like) for laboratory staff, other staff, and patients when present. The laboratory program is coordinated with the hospital's facility management and infection control programs.

The laboratory safety management program includes

- compliance with standards addressing facility management and infection control programs;
- compliance with local and regional laws and regulations;
- availability of safety devices appropriate to the laboratory's practices and hazards encountered;
- the orientation of all laboratory staff to safety procedures and practices; (*Also see* SQE.8.2) and
- in-service education for new procedures and newly acquired or recognized hazardous materials. (*Also see* FMS.4.1, ME 1 and FMS.5)

**Measurable Elements of AOP.5.3**

- 1. A laboratory safety program addresses potential safety risks in the laboratory and other areas outside the laboratory where laboratory services are provided. (*Also see* FMS.4, ME 1)
- 2. The program is part of the hospital's facility management and infection control programs and reports to the hospital safety structure at least annually and when any safety events occur. (*Also see* PCI.5, MEs 3 and 4)
- 3. Identified safety risks are addressed by specific processes and/or devices to reduce the safety risks. (*Also see* FMS.5, ME 3)
- 4. Laboratory staff are oriented to safety procedures and practices and receive ongoing education and training for new practices and procedures. (*Also see* FMS.11, ME 1; GLD.9, ME 4; and SQE.8, MEs 3 and 4)



## Standard AOP.5.3.1

The laboratory uses a coordinated process to reduce the risks of infection as a result of exposure to infectious diseases and biohazardous materials and waste. (P)

### Intent of AOP.5.3.1

There are policies, procedures, and practices implemented to reduce the hazards of exposure to biohazardous materials. Infections acquired in the laboratory are reported internally and, when appropriate, to public health agencies. The following biosafety hazards and practices are addressed in written procedures, and the requirements of the procedures are followed:

- a) Exposures to aerosols and droplets are controlled (**for example**, when mixing, sonicating, centrifuging, and flaming inoculating loops).
- b) Laboratory coats, gowns, or uniforms are worn to protect street clothes and prevent contamination.
- c) Biosafety cabinets are used when required.
- d) Rules govern how to handle laboratory exposure to infectious agents, accidental cuts, needlestick injuries, accidental ingestion, and contact of potentially infectious agents with mucous membranes. These rules include decontamination procedures, whom to contact for emergency treatment, and the location and use of safety equipment.
- e) There are written procedures defining safe collection, transport, and handling of all specimens. The procedure includes prohibiting anyone in laboratory technical areas from eating, drinking, smoking, applying cosmetics, manipulating contact lenses, and mouth pipetting.
- f) When relevant to their jobs, staff have received training about precautionary measures, modes of transmission, and prevention of blood-borne pathogens.
- g) The laboratory also has a procedure to control exposure to infectious diseases, such as Ebola, MERS, tuberculosis, Zika, and others. (*Also see PCI.8.2*)

When problems with practice are identified, or accidents occur, corrective actions are taken, documented, and reviewed.<sup>4-8</sup> (*Also see PCI.7.2*)

### Measurable Elements of AOP.5.3.1

- 1. The laboratory has a defined process for reducing the risks of infection. (*Also see PCI.5, MEs 2, 3, and 4*)
- 2. Infections acquired in the laboratory are reported, as defined in the policy, and in compliance with applicable laws and regulations. (*Also see PCI.3, ME 3*)
- 3. The laboratory follows biosafety rules for relevant practices addressed in elements a) through g) in the intent. (*Also see PCI.5, MEs 2, 3, and 4*)
- 4. When problems with practice are identified, or accidents occur, corrective actions are taken, documented, and reviewed.

## Standard AOP.5.4

Laboratory results are available in a timely way as defined by the hospital. (P)

### Intent of AOP.5.4

The hospital defines the time period for reporting laboratory test results. Results are reported within a time frame based on patient needs, services offered, and clinical staff needs. Emergency tests and after-hours and weekend testing needs are included. Results from urgent tests, such as those from the emergency department, operating theatres, and intensive care units, are given special attention in the quality measurement process. In

addition, when laboratory services are by contract with an outside organization, the reports are also timely, as set forth by hospital policy or the contract. (*Also see* IP5G.2.1)

### Measurable Elements of AOP.5.4

- 1. The hospital has established the expected report time for results.
- 2. The timeliness of reporting of urgent/emergency tests is measured.
- 3. Laboratory results are reported within a time frame to meet patient needs. (*Also see* ASC.7, ME 1)

---

## Standard AOP.5.5

All equipment used for laboratory testing is regularly inspected, maintained, and calibrated, and appropriate records are maintained for these activities. (P)

### Intent of AOP.5.5

Laboratory staff work to ensure that all equipment, including medical devices used for point-of-care testing, function at acceptable levels and in a manner that is safe to the operator(s). The laboratory develops and implements a program to manage equipment and medical equipment that provides for

- selecting and acquiring laboratory equipment and medical equipment;
- identifying and taking inventory of laboratory equipment and medical equipment;
- assessing laboratory equipment use through inspection, testing, calibration, and maintenance;
- monitoring and acting on laboratory equipment hazard notices, recalls, reportable incidents, problems, and failures; and
- documenting the management program.

Testing, maintenance, and calibration frequency are related to the laboratory's use of its equipment and its documented history of service. (*Also see* FMS.8 and FMS.8.1)

### Measurable Elements of AOP.5.5

- 1. The laboratory develops, implements, and documents a program to manage laboratory equipment.
- 2. The program identifies how laboratory equipment is selected and acquired.
- 3. There is a documented inventory of all laboratory equipment.
- 4. Laboratory equipment is inspected and tested when new and according to age, use, and manufacturers' recommendations thereafter and the inspections are documented.
- 5. Laboratory equipment is calibrated and maintained according to manufacturers' recommendations, and the calibration and maintenance are documented.
- 6. The hospital has a system in place for monitoring and acting on laboratory equipment hazard notices, recalls, reportable incidents, problems, and failures. (*Also see* MFS.8.1, ME 1)

---

## Standard AOP.5.6

Essential reagents and supplies are available, and all reagents are evaluated to ensure accuracy and precision of results. (P)

### Intent of AOP.5.6

The hospital has identified those reagents and supplies necessary to provide laboratory services to its patients. There is a process to order or secure those essential reagents and supplies.

All reagents are stored and dispensed according to manufacturers' directives or packaging instructions. All reagents are evaluated according to written guidelines. Written guidelines ensure the complete and accurate labeling of reagents and solutions. (*Also see AOP.5.9 and FMS.5*)

### Measurable Elements of AOP.5.6

- 1. Essential reagents and supplies are identified. (*Also see FMS.5, ME 1*)
- 2. Essential reagents and supplies are available, and there is a process to address when essential reagents are not available.
- 3. All reagents are stored and dispensed according to manufacturers' directives or packaging instructions. (*Also see FMS.5, ME 2*)
- 4. The laboratory establishes and follows written guidelines for the evaluation of all reagents to ensure accuracy and precision of results. (*Also see AOP.5.9, ME 4*)
- 5. All reagents and solutions are completely and accurately labeled. (*Also see FMS.5, ME 4*)

## Standard AOP.5.7

Procedures for collecting, identifying, handling, safely transporting, and disposing of specimens are established and implemented. (P)

### Intent of AOP.5.7

Procedures are established and implemented for

- ordering tests;
- collecting and identifying specimens;
- transporting, storing, and preserving specimens; and
- receiving, logging, and tracking specimens.

These procedures are observed for specimens sent to *reference/contract laboratory* services for testing.

### Measurable Elements of AOP.5.7

- 1. Procedures are established and implemented for the ordering of tests.
- 2. Procedures are established and implemented for the collection and identification of specimens. (*Also see IPSPG.1, ME 2 and IPSPG.4.1*)
- 3. Procedures are established and implemented for the transport, storage, and preservation of specimens.
- 4. Procedures are established and implemented for the receipt and tracking of specimens.
- 5. Procedures are established and implemented for the disposal of specimens. (*Also see FMS.5.1, ME 4*)
- 6. The procedures are followed when reference/contract laboratory services are used.

## Standard AOP.5.8

Established norms and ranges are used to interpret and to report clinical laboratory results.

### Intent of AOP.5.8

The laboratory establishes reference intervals or "normal" ranges for each test performed. The range is included in the medical record, either as part of the report or by including a current listing of such values approved by the laboratory leader. Ranges are furnished when a reference/contract laboratory service performs the test. The

reference ranges are appropriate to the hospital's geography and demographics and are reviewed and updated when methods change.

### Measurable Elements of AOP.5.8

- 1. The laboratory has established reference ranges for each test performed.
- 2. The range is included in the medical record at the time test results are reported.
- 3. Ranges are furnished when tests are performed by reference/contract laboratory services.
- 4. Ranges are appropriate to the hospital's geography and demographics.
- 5. Ranges are reviewed and updated as needed.

---

## Standard AOP.5.9

Quality control procedures for laboratory services are in place, followed, and documented. ③

### Standard AOP.5.9.1

There is a process for proficiency testing of laboratory services. ③

#### Intent of AOP.5.9 and AOP.5.9.1

Well-designed quality control systems are essential to providing excellent pathology and clinical laboratory services. (*Also see* AOP.5.1.1, MEs 4 and 5) Quality control procedures include

- validation of the test methods used for accuracy, precision, and reportable range;
- daily surveillance of results by qualified laboratory staff;
- testing of reagents;
- rapid corrective action when a deficiency is identified; and
- documentation of results and corrective actions.

Proficiency testing determines how well an individual laboratory's results compare with other laboratories that use the same methodologies. Such testing can identify performance problems not recognized by internal mechanisms. Thus, the laboratory participates in an approved proficiency-testing program when available. Alternatively, when approved programs are not available, the laboratory exchanges samples with a laboratory in another organization for purposes of peer comparison testing. The laboratory maintains a cumulative record of participation in a proficiency-testing process. Proficiency testing, or an alternative, is carried out for all specialty laboratory programs when available. (*Also see* GLD.11)

### Measurable Elements of AOP.5.9

- 1. The hospital establishes and implements a quality control program for the clinical laboratory.
- 2. The program includes the validation of test methods.
- 3. The program includes the daily surveillance and documentation of test results.
- 4. The program includes testing of reagents. (*Also see* AOP.5.6, ME 4)
- 5. The program includes rapid correction and documentation of deficiencies.

### Measurable Elements of AOP.5.9.1

- 1. The laboratory participates in a proficiency-testing program, or an alternative, for all specialty laboratory services and tests. (*Also see* AOP.5.10, ME 3)
- 2. For each specialty, subspecialty, analyte, or test, the laboratory's proficiency testing results meet satisfactory performance criteria in accordance with laws and regulations.

- 3. The laboratory maintains records of its participation in a proficiency-testing program.

## Standard AOP.5.10

Reference/contract laboratories used by the hospital are licensed and accredited or certified by a recognized authority.

### Standard AOP.5.10.1

The hospital identifies measures for monitoring the quality of the services to be provided by the reference/contract laboratory.

#### Intent of AOP.5.10 and AOP.5.10.1

When the hospital uses the services of a reference/contract laboratory—whether for select tests or to provide all laboratory services—the following information is required:

- a) A copy of a license from a recognized licensing authority
- b) A copy of the certificate or letter of accreditation or certification from a recognized laboratory accreditation or certification program\*
- c) Documentation that the reference (contract) laboratory participates in an outside proficiency-testing program

In addition, the hospital identifies measures for monitoring the quality of the services provided by all reference/contract laboratories—**for example**, turnaround times for tests, critical results reporting, and problems with specimens such as missing identifiers or specimen rejections. Qualified individuals review and act on the results of the quality monitoring. (*Also see* GLD.6.1)

#### Measurable Elements of AOP.5.10

- 1. The hospital maintains a copy of the license, from a recognized licensing authority, for all reference/contract laboratories used by the hospital.
- 2. The hospital maintains a copy of the certificate or letter of accreditation or certification, from a recognized laboratory accreditation or certification program, for all reference/contract laboratories used by the hospital.
- 3. The hospital maintains documentation that any reference/contract laboratory used by the hospital participates in an outside proficiency-testing program. (*Also see* AOP.5.9.1, ME 1)

#### Measurable Elements of AOP.5.10.1

- 1. The frequency and type of performance expectation data from reference/contract laboratories are determined by the hospital. (*Also see* GLD.6.1, ME 1)
- 2. The qualified individual responsible for the laboratory or a qualified designee reviews the performance expectation data from reference/contract laboratories. (*Also see* GLD.6, ME 4)
- 3. The responsible individual or qualified designee takes action based on the results.
- 4. An annual report of the data from reference/contract laboratories is provided to hospital leadership to facilitate management of contracts and contract renewals. (*Also see* GLD.6.1, ME 2)

\* A *recognized* laboratory accreditation or certification program is one that has been reviewed and endorsed by a laboratory professional society or governmental or private agency.

---

## **Blood Bank and/or Transfusion Services**

---

### **Standard AOP.5.11**

A qualified individual is responsible for blood bank and/or transfusion services and ensures that services adhere to laws and regulations and recognized standards of practice. ©

#### **Intent of AOP.5.11**

Blood bank and/or transfusion services, when provided by the hospital, are under the direction of an individual who is qualified by virtue of documented training, expertise, and experience, consistent with applicable laws and regulations. This individual assumes professional responsibility for all aspects of blood bank services provided in the hospital. The oversight of services includes establishment, implementation, and documentation of the processes for

- a) blood donor selection;
- b) blood screening for disease;
- c) blood collection;
- d) blood storage;
- e) compatibility testing; and
- f) blood distribution.

Quality control processes for all blood bank services are established, implemented, and documented to ensure the safety of blood bank and transfusion services. Blood donor and transfusion services are guided by laws and regulations and recognized standards of practice.<sup>6,9-13</sup>

#### **Measurable Elements of AOP.5.11**

- 1. A qualified individual is responsible for blood bank and/or transfusion services. (*Also see COP.3.3, ME 1 and GLD.9, ME 1*)
- 2. The blood bank has established, implemented, and documented processes for a) through f) of the intent. (*Also see COP.3.3, ME 2*)
- 3. Quality control measures are in place for all blood bank and transfusion services and are established, implemented, and documented.
- 4. The blood bank and transfusion services comply with applicable laws and regulations and recognized standards of practice.

---

## **Radiology and Diagnostic Imaging Services**

---

### **Standard AOP.6**

Radiology and diagnostic imaging services are available to meet patient needs, and all such services meet applicable local and national standards, laws, and regulations.

#### **Intent of AOP.6**

The hospital has a system for providing radiology and diagnostic imaging services required by its patient population, clinical services offered, and health care practitioner needs. Radiology and diagnostic imaging services meet all applicable local and national standards, laws, and regulations.

Radiology and diagnostic imaging services, including those required for emergencies, may be provided within the hospital, by agreement with another organization, or both. Radiology and diagnostic imaging services are available after normal hours for emergencies. In addition, the hospital can identify and contact experts in specialized diagnostic areas, such as radiation physics, radiation oncology, or nuclear medicine, when necessary. The hospital maintains a roster of such experts.

Outside sources are convenient for the patient to access, and reports are received in a timely way that supports continuity of care. The hospital selects outside sources based on the recommendation of the individual responsible for radiology and diagnostic imaging services. Outside sources of radiology and diagnostic imaging services meet applicable laws and regulations and have an acceptable record of accurate, timely services. Patients are informed when an outside source of services is owned by the referring physician.

### Measurable Elements of AOP.6

- 1. Radiology and diagnostic imaging services meet applicable local and national standards, laws, and regulations. (*Also see* GLD.2, ME 5)
- 2. Radiology and diagnostic imaging services are available to meet the needs related to the hospital's mission and patient population, the community's health care needs, and emergency needs, including after normal hours.
- 3. The hospital maintains a roster of experts in specialized diagnostic areas and ensures the roster is accessible to staff who need it.
- 4. Outside sources are selected based on recommendations of the individual responsible for radiology and diagnostic imaging services and have an acceptable record of timely performance and compliance with applicable laws and regulations.
- 5. Patients are informed about any relationships between the referring physician and outside sources of radiology and/or diagnostic imaging services. (*Also see* GLD.12.1, ME 1)

## Standard AOP.6.1

A qualified individual(s) is responsible for managing the radiology and diagnostic imaging services.

### Intent of AOP.6.1

Radiology and diagnostic imaging services, provided at any location in the hospital, are under the direction of an individual who is qualified by documented education, training, expertise, and experience, consistent with applicable laws and regulations. This individual assumes professional responsibility for the radiology and diagnostic imaging facility and the services provided. When this individual provides clinical consultation or medical opinion, he or she is a physician, preferably a radiologist. When radiation therapy or other special services are provided, they are under the direction of appropriately qualified individuals.

The radiology and diagnostic imaging leader's responsibilities include

- developing, implementing, and maintaining policies and procedures;
- administrative oversight;
- maintaining any necessary quality control program;
- recommending outside sources of radiology and diagnostic imaging services; and
- monitoring and reviewing all radiology and diagnostic imaging services.

### Measurable Elements of AOP.6.1

- 1. Radiology and diagnostic imaging services are under the direction of one or more qualified individuals. (*Also see* GLD.9, ME 1)

- 2. Responsibilities for developing, implementing, and maintaining policies and procedures are defined and carried out.
- 3. Responsibilities for administrative oversight are defined and carried out.
- 4. Responsibilities for maintaining quality control programs are defined and carried out.
- 5. Responsibilities for recommending outside sources of radiology and diagnostic imaging services are defined and carried out. (*Also see* GLD.6, ME 4)
- 6. Responsibilities for monitoring and reviewing all radiology and diagnostic imaging services are defined and carried out.

---

## Standard AOP.6.2

Individuals with proper qualifications and experience perform diagnostic imaging studies, interpret the results, and report the results.

### Intent of AOP.6.2

The hospital identifies which radiology and diagnostic imaging staff members perform diagnostic and imaging studies, those who are approved to perform point-of-care tests at the bedside, those who are qualified to interpret the results or to verify and report results, and those who direct or supervise the processes. Supervisory staff and technical staff have appropriate and adequate training, experience, and skills and are oriented to their work. Technical staff members are given work assignments consistent with their training and experience. In addition, there is a sufficient number of staff to perform, to interpret, and to report studies promptly and to provide necessary staffing during all hours of operation and for emergencies.

### Measurable Elements of AOP.6.2

- 1. Those individuals who perform diagnostic and imaging studies or direct or supervise the studies are identified. (*Also see* SQE.4, ME 1)
- 2. Staff with proper qualifications and experience perform diagnostic and imaging studies. (*Also see* SQE.4, ME 1)
- 3. Staff with proper qualifications and experience interpret study results. (*Also see* SQE.10, ME 3)
- 4. Properly qualified staff verify and report the results of studies. (*Also see* SQE.10, ME 3)
- 5. There is an adequate number of staff to meet patient needs. (*Also see* GLD.9, ME 2 and SQE.6, ME 2)
- 6. Supervisory staff have proper qualifications and experience. (*Also see* SQE.4, ME 1)

---

## Standard AOP.6.3

Radiation safety guidelines for staff and patients are in place, followed, and documented; and compliance with the facility management and infection control programs is maintained. (P)

### Intent of AOP.6.3

Diagnostic imaging is a life-saving test that is used extensively in hospitals. However, radiation exposure can pose potential risks of long-term damage, depending on the dose of radiation delivered and the number of tests performed on any one person.<sup>14-16</sup> The higher the dose, the greater the risk for long-term damage, and repeated doses have a cumulative effect that can also present greater risks. Health care practitioners should take care when ordering diagnostic imaging and weigh the medical necessity of the exposure to radiation against



the risks. Unnecessary exposure to radiation should be avoided. The diagnostic procedures most commonly associated with avoidable radiation doses are computed tomography, nuclear medicine, and fluoroscopy.

The hospital has an active radiation safety program that includes all components of the hospital's radiology and diagnostic imaging services, including radiation oncology and the cardiac catheterization laboratory. The radiation safety program reflects the risks and hazards encountered. The program addresses safety practices and prevention measures for radiology and diagnostic imaging staff, other staff, and patients.<sup>17,18</sup> The program is coordinated with the hospital's safety management program.

The radiation safety management program includes

- compliance with applicable standards, laws, and regulations;
- compliance with standards addressing facility management and infection control programs;
- availability of safety protective devices appropriate to the practices and hazards encountered;
- the orientation of all radiology and diagnostic imaging staff to safety procedures and practices; and
- in-service education for new procedures and newly acquired or recognized hazardous materials.

### Measurable Elements of AOP.6.3

- 1. A comprehensive radiation safety program for patients and staff is in place and addresses potential safety risks and hazards encountered within or outside the department. (*Also see FMS.4, ME 1*)
- 2. The radiation safety program includes education about dosing in imaging departments.
- 3. Protocols that identify the maximum dose of radiation for each type of study are adopted and implemented.
- 4. Identified radiation safety risks are addressed by specific processes or devices, for both staff and patients, that reduce safety risks (such as lead aprons, radiation badges, and the like). (*Also see FMS.5, ME 3*)
- 5. Radiology and diagnostic imaging staff are oriented to safety procedures and practices and receive ongoing education and training for new procedures, equipment. (*Also see FMS.11.1, ME 1; GLD.9, ME 4; and SQE.8, MEs 3 and 4*)
- 6. The safety program is part of the hospital's facility management and infection control programs, and the program provides reports to the hospital safety structure at least annually and when any safety events occur. (*Also see FMS.3*)

## Standard AOP.6.4

Radiology and diagnostic imaging study results are available in a timely way as defined by the hospital. ©

### Intent of AOP.6.4

The hospital defines the time period for reporting diagnostic radiology and diagnostic imaging study results. Results are reported within a time frame based on patient needs, services offered, and the clinical staff's needs. Emergency tests and after-hours and weekend testing needs are included. Results from urgent radiology and diagnostic imaging studies, such as those from the emergency department, operating theatres, and intensive care units, are given special attention in the quality measurement process. Radiology and diagnostic imaging studies performed by outside contractors of services are reported according to hospital policy or contract requirement.

### Measurable Elements of AOP.6.4

- 1. The hospital has established the expected report time for results.
- 2. The timeliness of reporting of urgent/emergency studies is measured.

- 3. Radiology and diagnostic imaging study results are reported within a time frame to meet patient needs. (*Also see* ASC.7, ME 1)

---

## Standard AOP.6.5

All equipment used to conduct radiology and diagnostic imaging studies is regularly inspected, maintained, and calibrated, and appropriate records are maintained for these activities. ⑥

### Intent of AOP.6.5

Radiology and diagnostic imaging staff work to ensure that all equipment functions at acceptable levels and in a manner that is safe to the operator(s). Radiology and diagnostic imaging develops and implements a program to manage equipment that provides for

- selecting and acquiring medical equipment;
- identifying and inventorying medical equipment;
- assessing equipment use through inspection, testing, calibration, and maintenance;
- monitoring and acting on equipment hazard notices, recalls, reportable incidents, problems, and failures; and
- documenting the management program.

Testing, maintenance, and calibration frequency are related to the use of the equipment and its documented history of service. (*Also see* AOP.6.6)

### Measurable Elements of AOP.6.5

- 1. Radiology and diagnostic imaging develops, implements, and documents a program to manage equipment. (*Also see* FMS.8, ME 1)
  - 2. The program identifies how radiology equipment is selected and acquired.
  - 3. There is a documented inventory of all radiology equipment. (*Also see* FMS.8, ME 2)
  - 4. Radiology equipment is inspected and tested when new and according to age, use, and manufacturers' recommendations. (*Also see* FMS.8, ME 3)
  - 5. Radiology equipment is calibrated and maintained according to manufacturers' recommendations. (*Also see* FMS.8, ME 3)
  - 6. The hospital has a system in place for monitoring and acting on radiology equipment hazard notices, recalls, reportable incidents, problems, and failures. (*Also see* FMS.8.1, ME 1)
- 

## Standard AOP.6.6

X-ray film and the required supplies are available when the hospital uses film x-ray.

### Intent of AOP.6.6

When film x-ray is used, the hospital identifies the film, reagents, and supplies necessary to provide radiology and diagnostic imaging services to its patients. A process to order or to secure essential film, reagents, and other supplies is effective. All supplies are stored and dispensed according to defined procedures that incorporate the manufacturers' recommendations. The periodic evaluation of reagents according to manufacturers' recommendations ensures accuracy and precision of results. (*Also see* AOP.6.5; AOP.6.8; and FMS.5.1)

### Measurable Elements of AOP.6.6

- 1. Essential x-ray film, reagents, and supplies are identified and available when used in the hospital.

- 2. All supplies are stored and dispensed according to guidelines. (*Also see* FMS.5, ME 2)
- 3. All supplies are evaluated according to manufacturers' recommendations for accuracy and results. (*Also see* AOP.6.7, ME 4)
- 4. All supplies are completely and accurately labeled. (*Also see* FMS.5, ME 4)

## Standard AOP.6.7

Quality control procedures are in place, followed, validated, and documented. (P)

### Intent of AOP.6.7

Sound quality control systems are essential to providing excellent radiology and diagnostic imaging services. (*Also see* GLD.11) Quality control procedures include

- validation of the test methods used for accuracy and precision;
- daily surveillance of imaging results by qualified radiology staff;
- rapid corrective action when a deficiency is identified;
- testing of reagents and solutions when used; and
- documentation of results and corrective actions.

### Measurable Elements of AOP.6.7

- 1. The hospital establishes and implements a quality control program for the radiology and diagnostic imaging services.
- 2. Quality control includes validating test methods.
- 3. Quality control includes daily surveillance and documentation of imaging results.
- 4. Quality control includes testing reagents and solutions, when used, and documenting test results. (*Also see* AOP.6.6, ME 3)
- 5. Quality control includes rapid correction and documentation when a deficiency is identified.

## Standard AOP.6.8

The hospital regularly reviews quality control results for all outside contracted sources of diagnostic services.

### Intent of AOP.6.8

When the hospital contracts with outside sources of radiology and diagnostic imaging services, it regularly receives and reviews the quality control results for those contracted sources. Qualified individuals review the quality control results. When diagnostic imaging quality control of outside sources is difficult to obtain, the department/service leader develops an alternative approach for quality oversight. (*Also see* AOP.6.6)

### Measurable Elements of AOP.6.8

- 1. The frequency and type of quality control data from outside contracted sources are determined by the hospital. (*Also see* GLD.6.1, ME 1)
- 2. The qualified individual responsible for the radiology quality control or qualified designee reviews the quality control results from the outside contracted source. (*Also see* GLD.6, ME 4)
- 3. The responsible individual or qualified designee takes action based on the quality control results. (*Also see* GLD.6, ME 4)

- 4. An annual report of the quality control data from the outside contracted source is provided to hospital leadership to facilitate management of contracts and contract renewal. (Also see GLD.6.1, ME 2)

## References

1. Brown IA. Managing point-of-care testing—Manual versus automated tests and processes. *Point of Care*. 2013;12(2):64–66.
2. Larsson A, Greig-Pylypczuk R, Huisman A. The state of point-of-care testing: A European perspective. *Ups J Med Sci*. 2015 Mar;120(1):1–10.
3. Petersen JR, Mann PA. A university health system's ups and downs managing point-of-care testing across 17 years. *Point of Care*. 2015;14(4):118–120.
4. De Giusti M, et al. Occupational biological risk knowledge and perception: Results from a large survey in Rome, Italy. *Ann Ist Super Sanita*. 2012;48(2):138–145.
5. Rim KT, Lim CH. Biologically hazardous agents at work and efforts to protect workers' health: A review of recent reports. *Saf Health Work*. 2014 Jun;5(2):43–52.
6. The Joint Commission. *2013 Environment of Care Essentials for Health Care*. Oak Brook, IL: Joint Commission Resources, 2013.
7. World Health Organization. Health-Care Waste. Fact Sheet 253. (Updated: Nov 2015.) Accessed November 15, 2016. <http://www.who.int/mediacentre/factsheets/fs253/en/>.
8. World Health Organization. Safe management of Wastes from Health-Care Activities, 2nd ed. 2014. Accessed Nov 16, 2016. [http://www.searo.who.int/srilanka/documents/safe\\_management\\_of\\_wastes\\_from\\_healthcare\\_activities.pdf](http://www.searo.who.int/srilanka/documents/safe_management_of_wastes_from_healthcare_activities.pdf).
9. Blasi B, et al. Red blood cell storage and cell morphology. *Transfus Med*. 2012 Apr;22(2):90–96.
10. Heddle NM, et al. The effect of blood storage duration on in-hospital mortality: A randomized controlled pilot feasibility trial. *Transfusion*. 2012 Jun;52(6):1203–1212.
11. Maskens C, et al. Hospital-based transfusion error tracking from 2005 to 2010: Identifying the key errors threatening patient transfusion safety. *Transfusion*. Epub 2013 May 14.
12. World Health Organization. Blood Transfusion Safety. Accessed Nov 17, 2013. <http://www.who.int/bloodsafety/en/index.html>.
13. World Health Organization. Blood Safety and Availability. Accessed Nov 17, 2016. <http://www.who.int/mediacentre/factsheets/fs279/en/>.
14. Al-Abdulsalam A, Brindhaban A. Occupational radiation exposure among the staff of departments of nuclear medicine and diagnostic radiology in Kuwait. *Med Princ Pract*. 2014;23:129–133.
15. ECRI Institute. Top 10 Health Technology Hazards for 2015. Nov 2014. Accessed Nov 15, 2016. <https://www.ecri.org/Pages/2015-Hazards.aspx>.
16. Salama KF, et al. Assessment of occupational radiation exposure among medical staff in health-care facilities in the Eastern Province, Kingdom of Saudi Arabia. *Indian J Occup Environ Med*. 2016 Jan–Apr;20(1):21–25.
17. Kiah J, Stueve D. The importance of radiation safety for healthcare workers as well as patients. *Cath Lab Digest*. 2012;20(1).
18. The Joint Commission. Diagnostic Imaging Requirements Aug 10, 2015. Accessed Nov 15, 2016. [https://www.jointcommission.org/diagnostic\\_imaging\\_standards/](https://www.jointcommission.org/diagnostic_imaging_standards/).

# Care of Patients (COP)

## Overview

The most important responsibility of a health care organization and its staff is to provide safe and effective care and services to all patients. This requires effective communication, collaboration, and standardized processes to ensure that the planning, coordination, and implementation of care supports and responds to each patient's unique needs and goals.

Care may be preventive, palliative, curative, or rehabilitative and may include anesthesia, surgery, medication, supportive therapies, or a combination of these and is based on the assessment and reassessment of each patient. High-risk areas of care (including resuscitation, transfusion, organ and tissue transplantation) and care for high-risk or special needs populations require additional attention.

Care for patients is provided by many disciplines and support staff. All individuals involved in patient care must have a clear role determined by licensure; credentials; certification; laws and regulations; an individual's particular skills, knowledge, and experience; and organization policies or job descriptions. Some care may be carried out by the patient, his or her family, or other trained caregivers.

The delivery of care and services must be coordinated and integrated by all individuals caring for the patient. Working together with the patient and family, these individuals ensure that

- based on assessment, care is planned to meet each patient's unique needs;
- the planned care is delivered to each patient;
- the patient's response to care is monitored; and
- planned care is modified when necessary based on the patient's response.

**Note:** Some standards require the hospital to have a written policy, procedure, program, or other written document for specific processes. Those standards are indicated by a © icon after the standard text.

## Standards

The following is a list of all standards for this function. They are presented here for your convenience without their intent statements or measurable elements. For more information about these standards, please see the next section in this chapter, Standards, Intents, and Measurable Elements.

### Care Delivery for All Patients

- COP.1** Uniform care of all patients is provided and follows applicable laws and regulations. ©
- COP.2** There is a process to integrate and to coordinate the care provided to each patient.
- COP.2.1** An individualized plan of care is developed and documented for each patient.
- COP.2.2** The hospital develops and implements a uniform process for prescribing patient orders. ©
- COP.2.3** Clinical and diagnostic procedures and treatments are carried out and documented as ordered, and the results or outcomes, are recorded in the patient's medical record.

## Care of High-Risk Patients and Provision of High-Risk Services

**COP.3** The care of high-risk patients and the provision of high-risk services are guided by professional practice guidelines, laws, and regulations. (P)

## Recognition of Changes to Patient Condition

**COP.3.1** Clinical staff are trained to recognize and respond to changes in a patient's condition.

## Resuscitation Services

**COP.3.2** Resuscitation services are available throughout the hospital.

**COP.3.3** Clinical guidelines and procedures are established and implemented for the handling, use, and administration of blood and blood products. (P)

## Food and Nutrition Therapy

**COP.4** A variety of food choices, appropriate for the patient's nutritional status and consistent with his or her clinical care, is available.

**COP.5** Patients at nutrition risk receive nutrition therapy.

## Pain Management

**COP.6** Patients are supported in managing pain effectively. (P)

## End-of-Life Care

**COP.7** The hospital provides end-of-life care for the dying patient that addresses the needs of the patient and family and optimizes the patient's comfort and dignity.

## Hospitals Providing Organ and/or Tissue Transplant Services

**COP.8** The hospital's leadership provides resources to support the organ/tissue transplant program.

**COP.8.1** A qualified transplant program leader is responsible for the transplant program.

**COP.8.2** The transplant program includes a multidisciplinary team that consists of people with expertise in the relevant organ-specific transplant programs.

**COP.8.3** There is a designated coordination mechanism for all transplant activities that involves physicians, nurses, and other health care practitioners.

**COP.8.4** The transplant program uses organ-specific transplant clinical eligibility, psychological, and social suitability criteria for transplant candidates.

**COP.8.5** The transplant program obtains informed consent specific to organ transplantation from the transplant candidate. (P)

**COP.8.6** The transplant program has documented protocols, clinical practice guidelines, or procedures for organ recovery and organ receipt to ensure the compatibility, safety, efficacy, and quality of human cells, tissues, and organs for transplantation.

**COP.8.7** Individualized patient care plans guide the care of transplant patients.

## Transplant Programs Using Living Donor Organs

**COP.9** Transplant programs that perform living donor transplantation adhere to local and regional laws and regulation and protect the rights of prospective or actual living donors.

**COP.9.1** Transplant programs performing living donor transplants obtain informed consent specific to organ donation from the prospective living donor.

- COP.9.2** Transplant programs that perform living donor transplants use clinical and psychological selection criteria to determine the suitability of potential living donors.
- COP.9.3** Individualized patient care plans guide the care of living donors.

## Standards, Intents, and Measurable Elements

### Care Delivery for All Patients

#### Standard COP.1

Uniform care of all patients is provided and follows applicable laws and regulations. (P)

#### Intent of COP.1

Patients with the same health problems and care needs have a right to receive the same quality of care throughout the hospital. To carry out the principle of “one level of quality of care” requires that the department/service leaders plan and coordinate patient care. In particular, services provided to similar patient populations in multiple departments or settings are guided by policies and procedures that result in their uniform delivery. In addition, the department/service leaders ensure that the same level of care is available each day of the week, and all work shifts each day. Those policies and procedures respect applicable laws and regulations that shape the care process and are best developed collaboratively. Uniform patient care is reflected in the following:

- a) Access to and appropriateness of care and treatment do not depend on the patient’s ability to pay or the source of payment.
- b) Access to appropriate care and treatment by qualified practitioners does not depend on the day of the week or time of day.
- c) Acuity of the patient’s condition determines the resources allocated to meet the patient’s needs. (*Also see ACC.1.1, ME 4*)
- d) The level of care provided to patients (**for example**, anesthesia care) is the same throughout the hospital.
- e) Patients with the same nursing care needs receive comparable levels of nursing care throughout the hospital.

Uniform patient care results in the efficient use of resources and permits the evaluation of outcomes of similar care throughout the hospital. (*Also see PFR.1.1 and GLD.12*)

#### Measurable Elements of COP.1

- 1. The hospital’s department/service leaders collaborate to provide uniform care processes. (*Also see ACC.2.2.1*)
- 2. The provision of uniform care reflects local and regional laws and regulations.
- 3. Uniform care is provided that meets requirements a) through e) in the intent.

#### Standard COP.2

There is a process to integrate and to coordinate the care provided to each patient.

#### Intent of COP.2

The patient care process is dynamic and involves many health care practitioners and can involve multiple care settings and departments and services. (*Also see COP.9.3*) The integration and coordination of patient

care activities are goals that result in efficient care processes, more effective use of human and other resources, and the likelihood of better patient outcomes. Thus, department/service leaders use tools and techniques to better integrate and to coordinate care for their patients (**for example**, team-delivered care, multidepartmental patient rounds, combined care planning forms, integrated patient medical record, case managers). (*Also see ACC.3*)

The patient's medical record facilitates and reflects the integration and coordination of care. In particular, each practitioner records observations and treatments in the patient's medical record. Also, any results or conclusions from collaborative patient care team meetings or similar patient discussions are written in the patient's medical record. (*Also see AOP.4*)

### Measurable Elements of COP.2

- 1. Care planning is integrated and coordinated among settings, departments, and services.
- 2. Care delivery is integrated and coordinated among settings, departments, and services.
- 3. The results or conclusions of any patient care team meetings or other collaborative discussions are documented in the patient's medical record.

## Standard COP.2.1

An individualized plan of care is developed and documented for each patient.

### Intent of COP.2.1

The plan of care outlines care and treatment to be provided to an individual patient. The plan of care identifies a set of actions that the health care team will implement to resolve or support the diagnosis identified by assessment. The overall goal of a plan of care is to achieve optimal clinical outcomes. (*Also see COP.3; COP.8.7; and COP.9.3*)

The planning process is collaborative and uses the data from the initial assessment and from periodic reassessments performed by physicians, nurses, and other health care practitioners to identify and to prioritize the treatments, procedures, nursing care, and other care to meet the patient's needs.<sup>1-3</sup> The patient and family are involved in the planning process with the health care team.<sup>3-5</sup> The plan of care is developed within 24 hours of admission as an inpatient. Based on the reassessment of the patient performed by the patient's health care practitioners, the plan of care is updated as appropriate to reflect the evolving condition of the patient. The plan of care is evident in the patient's medical record through documentation by the patient's health care practitioners.

The plan of care for a patient must be related to his or her identified needs. Those needs may change as the result of clinical improvement or new information from a routine reassessment (**for example**, abnormal laboratory or radiography results), or they may be evident from a sudden change in the patient's condition (**for example**, loss of consciousness). The plan of care is revised based on these changes and is documented in the medical record as notes to the initial plan, or they may result in a new plan of care.

One method of developing care plans is to identify and establish measurable goals. Measurable goals can be selected by the *responsible physician* in collaboration with the nurse and other health care practitioners. Measurable goals are observable, achievable targets related to patient care and expected clinical outcomes.

They must be realistic, specific to the patient, and time-based to provide a means for measuring progress and outcomes related to the plan of care. **Examples** of measurable, realistic goals include the following:

- The patient will resume and maintain an adequate cardiac output as indicated by a heart rate, rhythm, and blood pressure that are within normal limits.
- The patient will demonstrate proper self-administration of insulin injections prior to hospital discharge.



- The patient will be able to walk from his bed to the visitor lounge with a standard walker, bearing weight as tolerated on the affected leg.

**Note:** A single, integrated plan of care that identifies measurable goals expected by each health care practitioner is preferable. It is good practice for the plan of care to reflect individualized, objective, and measurable goals to facilitate reassessment and revision of the plan of care. (*Also see* PFE.4)

### Measurable Elements of COP.2.1

- 1. The care for each patient is planned by the responsible physician, nurse, and other health care practitioners within 24 hours of admission as an inpatient.
- 2. The plan of care is individualized based on the patient's initial assessment data and identified needs. (*Also see* ASC.7.3, ME 3)
- 3. The plan of care is updated or revised and reviewed by the multidisciplinary team based on the reassessment of the patient by the health care practitioners.
- 4. The initial plan of care and any revisions to the plan of care are documented in the patient's medical record.
- 5. The plan of care for each patient is reviewed when initially developed and when revised based on changes in the patient's condition by the multidisciplinary team and documented in the patient's medical record. (*Also see* ASC.7.3, ME 4)
- 6. The plan of care is provided to each patient and evident in the patient's medical record through documentation by the health care practitioners providing the care. (*Also see* COP.2.3; ASC.3.2, ME 1; ASC.5; and MOI.9.1, ME 4)

## Standard COP.2.2

The hospital develops and implements a uniform process for prescribing patient orders. ©

### Intent of COP.2.2

Many patient care activities require a qualified individual to prescribe an order for that activity that must be documented in the patient medical record. Such activities may include, **for example**, orders for laboratory testing, administration of medications, specific nursing care, nutrition therapy, rehabilitative therapy, and the like. Patient care activities requiring orders are ordered by individuals qualified to do so. Such orders must be easily accessible if they are to be acted on in a timely manner. Locating orders on a common sheet or in a uniform location in the patient's medical record facilitates the carrying out of orders. Documented orders help staff understand the specifics of an order, when the order is to be carried out, and who is to carry out the order. (*Also see* MMU.4.1) Orders can be written on an order sheet that is transferred to the patient's medical record periodically or at discharge, or a computerized order entry system may be used in hospitals that are using electronic patient medical records.

Each hospital decides

- which orders must be written/documented and not by telephone, verbal, or text messaging (if verbal, telephone, or text orders are allowed). **For example**, telephone orders may be limited to emergency situations when a physician is not present, verbal orders may be limited to situations in which the ordering physician is performing a sterile procedure, and texting orders may be limited to diagnostic tests only;
- which diagnostic imaging and clinical laboratory test orders must provide a clinical indication/rationale;
- any exceptions in specialized settings, such as emergency departments and intensive care units; (*Also see* MMU.4.1, ME 3)

- who is permitted to prescribe orders; (*Also see* MMU.4.2 and MOI.11) and
- where orders are to be located in the patient medical record, including those that may be received via text. (*Also see* MMU.4, ME 1, MMU.4.3 and MOI.9)

As technology has evolved, many licensed independent practitioners have begun to use their personal mobile devices to text orders to the hospital for patient care, treatment, or services. Current text messaging platforms may offer the functionality to address previous concerns related to accuracy, timeliness, documentation, confidentiality, security of information, and patient safety.<sup>6</sup>

If a hospital chooses to allow orders to be transmitted through text messaging, the hospital ensures a secure text messaging platform is implemented and includes the following<sup>7</sup>:

- Secure sign-on process(es)
- Encrypted messaging
- Prohibited use of unsecured text messaging (**for example**, short message service (SMS) text messaging)
- Delivery and read receipts
- Date and time stamp
- Customized message retention time frames
- A process for authentication by the ordering physician

In addition, the hospital collects data to monitor the process of communication for clarifications when questions arise from the texted order. Hospitals allowing text orders are expected to comply with the Medication Management and Use (MMU) standards, MMU.4 and MMU.4.1, which address the required elements of a complete medication order and actions to take when orders are incomplete or unclear.

### Measurable Elements of COP.2.2

- 1. The hospital develops and implements a uniform process for prescribing written/documented patient orders that includes identifying orders that may be received verbally, via telephone, and via text. (*Also see* MOI.9, ME 3)
- 2. Diagnostic imaging and clinical laboratory test orders include a clinical indication/rationale when required for interpretation. (*Also see* MOI.9.1, ME 3)
- 3. Orders are prescribed only by those qualified to do so. (*Also see* MMU.4.2, ME 1 and MOI.11, ME 2)
- 4. Orders are found in a uniform location in medical records. (*Also see* MMU.4.3, ME 3 and MOI.9, ME 3)
- 5. When hospitals allow orders to be transmitted through text messaging, the hospital ensures the process is through a secure text messaging platform and complies with a) through g) in the intent. (*Also see* MOI.2, ME 1 and MOI.11.1)
- 6. When hospitals allow orders to be transmitted through text messaging, the hospital collects data to monitor the process of communication for clarification when questions arise.

### Standard COP.2.3

Clinical and diagnostic procedures and treatments are carried out and documented as ordered, and the results or outcomes, are recorded in the patient's medical record.

#### Intent of COP.2.3

Clinical and diagnostic procedures and treatments performed, and the results or outcomes, are documented in the patient's medical record. (*Also see* MOI.9.1) **Examples** of such procedures and treatments include endoscopies, cardiac catheterization, radiation treatment, computerized tomography (CT) exams, and

other invasive and noninvasive diagnostic procedures and treatments. Information about who requested the procedure or treatment and the reason for the procedure or treatment are included in the documentation. (*Also see COP.2.1, ME 6, and ASC.7.2*)

### Measurable Elements of COP.2.3

- 1. Procedures and treatments are carried out as ordered and are documented in the patient's medical record. (*Also see MMU.4.3, ME 1 and MMU.6.1, ME 6*)
- 2. The person requesting, and the reason for requesting, the procedure or treatment are documented in the patient's medical record. (*Also see MOI.9.1, ME 4 and MOI.11.1, ME 1*)
- 3. The results of procedures and treatments performed are documented in the patient's medical record. (*Also see ACC.3, ME 3*)

## Care of High-Risk Patients and Provision of High-Risk Services

### Standard COP.3

The care of high-risk patients and the provision of high-risk services are guided by professional practice guidelines, laws, and regulations. ©

#### Intent of COP.3

Hospitals care for patients with a variety of health care needs. Some patients are considered high risk because of their age, their condition, or the critical nature of their needs. Children and the elderly are commonly placed in this group, as they frequently cannot speak for themselves, do not understand the care process, and cannot participate in decisions regarding their care. Similarly, the frightened, confused, comatose, or emergency patient is unable to understand the care process when care needs to be provided efficiently and rapidly.

Hospitals also provide a variety of services, some of which are considered high risk because of the complex medical equipment needed to treat a life-threatening condition (dialysis patients), the nature of the treatment (patients on life support), the potential for harm to the patient (restraint), or toxic effects of certain high-risk medications (**for example**, chemotherapy). (*Also see PFR.5.2*)

Care for these high risk patients is supported by the use of tools such as guidelines, procedures, care plans, clinical pathways, and the like. (*Also see COP.2.1*) These tools are important for staff to understand and respond in a thorough, competent, and uniform manner. Hospital leadership is responsible for

- identifying the patients and services considered high risk in the hospital;
- using a collaborative process to develop written tools for guiding the uniform care; and
- training staff in implementing these tools.

Written tools for care must be tailored to the particular at-risk patient population or high-risk service to be appropriate and effective in reducing the related risk. It is particularly important that the procedure identify

- how planning will occur, including the identification of differences between adult and pediatric populations, or other special considerations;
- the documentation required for the care team to work and to communicate effectively;
- special consent considerations, if appropriate;
- patient-monitoring requirements, including the proper use of alarms<sup>8-11</sup>;
- special qualifications or skills of staff involved in the care process; and
- the availability and use of specialized medical equipment.

When serving any of the high-risk patients or providing any of the high-risk services identified below, the hospital establishes and implements guidelines and procedures for the services provided for and the patients served. (*Also see* IP5G.1, ME 3; COP.8.6, ME 1; COP.9.2, ME 1; COP.9.3, ME 1; PCI.8; and PCI.8.1) The high-risk services are for

- a) emergency patients;
- b) comatose patients;
- c) patients on life support;
- d) care of patients with a communicable disease;
- e) care of immunosuppressed patients;
- f) care of patients receiving dialysis;
- g) care of patients in restraints;
- h) care of patients receiving chemotherapy;
- i) care of vulnerable patient populations, including frail elderly, dependent children, and patients at risk for abuse and/or neglect; and
- j) care of patients at risk for suicide.<sup>2</sup>

Additional patients and services are included when they are represented in the hospital's patient population and in the services it offers.

Hospital leadership also identifies additional risk as the result of any procedures or plan of care (**for example**, the need to prevent deep vein thrombosis,<sup>13</sup> pressure ulcers,<sup>14,15</sup> and ventilator-associated infections in patients on life support<sup>16</sup>; neurological and circulatory injury in restrained patients<sup>17</sup>; blood-borne pathogen exposure in dialysis patients; central line infections; and falls). (*Also see* IP5G.6) Such risks, when present, need to be addressed and prevented by educating staff and developing appropriate policies, guidelines, and procedures. (*Also see* PFR.5.2.) The hospital uses measurement information to evaluate the services provided to high-risk patients and integrates that information into the hospital's overall quality improvement program.

### Measurable Elements of COP.3

1. Hospital leadership has identified the high-risk patients and services, including at least a) through j) of the intent when provided by the hospital.
2. Leadership establishes and implements policies, procedures, and/or principles of care for those high-risk services provided by the hospital, (*Also see* MOI.8.1, ME 3)
3. Staff have been trained and utilize the written tools for care of these high-risk patients and services.
4. Hospital leadership identifies additional risks that may affect high-risk patients and services and implements measures to reduce and/or prevent additional risks.
5. The development of hospital-acquired risks is tracked and included in the hospital's quality improvement program.

---

## **Recognition of Changes to Patient Condition**

---

### **Standard COP.3.1**

Clinical staff are trained to recognize and respond to changes in a patient's condition.

**Intent of COP.3.1**

Staff who do not work in critical care areas may not have adequate knowledge and training to assess and monitor patients with critical conditions. However, a significant number of patients outside of critical care areas experience critical inpatient events. Often, a patient will exhibit early warning signs (**for example**, a worsening of vital signs or a subtle change in neurological status) shortly before experiencing significant clinical decline, resulting in a major event. (*Also see AOP.2*) The literature identifies physiological criteria that can assist staff in early detection of deteriorating patients.<sup>18–21</sup> A majority of patients who experience cardiopulmonary or respiratory arrest demonstrate clinical deterioration prior to arrest. When staff are able to identify these patients early and request additional assistance from specially trained individuals, clinical outcomes improve.

All clinical staff require education and training to provide the knowledge and skills to recognize and intervene when patient assessments identify physiological signs that are outside of the normal range, indicating a potential for patient deterioration.<sup>22–24</sup> Early response to changes in a patient's condition is critical to potentially preventing further deterioration. Hospitals that develop a systematic approach to early recognition and intervention of patients whose condition is deteriorating may reduce cardiopulmonary arrests and patient mortality. (*Also see SQE.3*)

**Measurable Elements of COP.3.1**

- 1. The hospital develops and implements a systematic process for staff recognition of and response to a patient whose condition appears to be worsening.
- 2. The hospital develops and implements documented criteria describing early warning signs of a change or deterioration in a patient's condition and when to seek further assistance.
- 3. Based on the hospital's early warning criteria, staff seek additional assistance when they have concerns about a patient's condition.
- 4. The hospital informs the patient and family how to seek assistance when they have concerns about a patient's condition. (*Also see ACC.2.2, ME 1*)

---

## **Resuscitation Services**

---

**Standard COP.3.2**

Resuscitation services are available throughout the hospital.

**Intent of COP.3.2**

*Resuscitation services* can be defined as clinical interventions for the emergent care of patients experiencing a critical, life-threatening event, such as cardiac or respiratory arrest. When a cardiac or respiratory arrest occurs, the immediate initiation of chest compressions or respiratory support may mean the difference between life and death or, at the very least, may help avoid potentially serious brain damage.

Successful resuscitation of patients in cardiopulmonary arrest is dependent on critical interventions, such as early defibrillation and accurate implementation of advanced life support.<sup>25–27</sup> These services must be available to all patients, 24 hours a day, every day. Essential to providing these critical interventions is the quick availability of standardized medical equipment, medications for resuscitation, and staff properly trained in resuscitation. Basic life support must be implemented immediately upon recognition of cardiac or respiratory arrest, and a process must be in place for providing advanced life support in fewer than 5 minutes. This could include reviews of actual in-hospital resuscitations as well as mock cardiac arrest response training. Resuscitation services available within the hospital, including medical equipment and properly trained staff, must be based on clinical evidence and the population served (**for example**, if the hospital has a pediatric

population, medical equipment for pediatric resuscitation must be available). (*Also see* ASC.3, ME 4; SQE.8.1; GLD.9, ME 2; and FMS.8)

**Note:** *All areas of the hospital* includes any areas where treatment and services are provided, including treatment or diagnostic areas in separate buildings on the hospital campus.

### Measurable Elements of COP.3.2

- 1. Resuscitation services are available and provided to all patients 24 hours a day, every day, throughout all areas of the hospital.
- 2. Medical equipment for resuscitation and medications for basic and advanced life support are standardized and available for use based on the needs of the population served. (*Also see* ASC.3, ME 3)
- 3. In all areas of the hospital, basic life support is implemented immediately upon recognition of cardiac or respiratory arrest, and advanced life support is implemented in fewer than 5 minutes.

---

## Standard COP.3.3

Clinical guidelines and procedures are established and implemented for the handling, use, and administration of blood and blood products. (P)

### Intent of COP.3.3

Blood must be administered in accordance with standards of practice and in a consistent manner in order to ensure the safety of the recipient. Therefore, clinical guidelines and procedures describe the process for

- a) patient consent for administration; (*Also see* PFR.5.2, ME 3)
- b) procurement of blood from the blood bank or blood storage area;
- c) patient identification;
- d) blood administration;
- e) monitoring of the patient; and
- f) identification and response to signs of potential transfusion reactions

An individual with the education, knowledge, and expertise to oversee the blood and blood products administration ensures that processes, procedures, and clinical guidelines for transfusions are defined and implemented.<sup>28-33</sup> (*Also see* QPS.8)

### Measurable Elements of COP.3.3

- 1. An individual with education, knowledge, and expertise oversees the administration of blood and blood products. (*Also see* AOP.5.11, ME 1)
- 2. Clinical guidelines and procedures are established and implemented for the handling, use, and administration of blood and blood products. (*Also see* AOP.5.11, ME 2)
- 3. Clinical guidelines and procedures address the processes for a) through f) in the intent. (*Also see* GLD.11.2)

---

## **Food and Nutrition Therapy**

---

### Standard COP.4

A variety of food choices, appropriate for the patient's nutritional status and consistent with his or her clinical care, is available.

**Intent of COP.4**

Appropriate food and nutrition are important to patients' well-being and recovery. Food choices take into consideration the patient's age, cultural and dietary preferences, and planned care, which may include special dietary needs such as low cholesterol, diabetic diet, and clear liquids, depending on the patient's diagnosis. Based on the patient's assessed needs and plan of care, the patient's physician or other qualified caregiver orders food or other nutrients for the patient. (*Also see AOP.1.4*)

The patient participates in planning and selecting foods. When possible, patients are offered a variety of food choices consistent with their nutritional status. The patient's family may, when appropriate, participate in providing food, consistent with cultural, religious, and other traditions and practices and compatible with the patient's diagnosis. When the patient's family or others provide food to the patient, they are educated about foods that are contraindicated according to the patient's care needs and plans, including information about any medications associated with food interactions. Food provided by family or others is stored under proper conditions to prevent contamination.

**Measurable Elements of COP.4**

- 1. A variety of food choices or nutrition, consistent with the patient's condition, care, and needs, is regularly available.
- 2. Prior to patients being fed, all inpatients have orders for food in their medical records.
- 3. The order is based on the patient's nutritional status and needs.
- 4. The distribution of food is timely, and special requests are met.
- 5. When families provide food, they are educated about the patients' diet limitations.
- 6. Food provided by family or others is stored according under proper conditions to prevent contamination.

**Standard COP.5**

Patients at nutrition risk receive nutrition therapy.

**Intent of COP.5**

On initial assessment, patients are screened to identify those who may be at nutritional risk. (*Also see AOP.1.4*) These patients are referred to a nutritionist for further assessment. When it is determined that a patient is at nutritional risk, a plan for nutrition therapy is developed and carried out. The patient's progress is monitored and recorded in his or her medical record. Physicians, nurses, the dietetics service, and, when appropriate, the patient's family, collaborate to plan and to provide nutrition therapy.

**Measurable Elements of COP.5**

- 1. Patients assessed at nutrition risk receive nutrition therapy.
- 2. A collaborative process is used to plan, to deliver, and to monitor nutrition therapy.
- 3. The patient's response to nutrition therapy is monitored and documented in the medical record. (*Also see AOP.2, ME 1*)

---

## **Pain Management**

---

### **Standard COP.6**

Patients are supported in managing pain effectively. ⑥

#### **Intent of COP.6**

Pain can be a common part of the patient experience and may be associated with the condition or illness for which the patient is being treated. Pain may also be an expected part of certain treatments, procedures, or examinations. As part of care planning, patients are informed about the likelihood of pain when it is an anticipated effect from treatments, procedures, or examinations and what options for pain management are available. Whatever the origin of pain, unrelieved pain has adverse physical and psychological effects. Thus, patients in pain have the right to appropriate assessment and management of pain. (*Also see PFR.2.2 and AOP.1.5*)

Based on the scope of services provided, the hospital has processes to assess and to manage pain appropriately, including

- identifying patients with pain during initial assessment and reassessments;
- providing information to patients about pain that may be an expected result of treatments, procedures, or examinations;
- providing management of pain, regardless of the origin of pain, according to guidelines or protocols and in conjunction with patient goals for pain management; (*Also see COP.7*)
- communicating with and educating patients and families about pain and symptom management in the context of their personal, cultural, and religious beliefs; and
- educating health care practitioners about pain assessment and management.

#### **Measurable Elements of COP.6**

- 1. Based on the scope of services provided, the hospital has processes to identify patients in pain.
- 2. When pain is an expected result of planned treatments, procedures, or examinations, patients are informed about the likelihood of pain and options for pain management.
- 3. Patients in pain receive care according to pain management guidelines and according to patient goals for pain management.
- 4. Based on the scope of services provided, the hospital has processes to communicate with and to educate patients and families about pain.
- 5. Based on the scope of services provided, the hospital has processes to educate staff about pain.

---

## **End-of-Life Care**

---

Patients who are approaching the end of life require care focused on their unique needs. Dying patients may experience symptoms related to the disease process or curative treatments or may need help in dealing with psychosocial, spiritual, and cultural issues associated with death and dying. Their families and caregivers may require respite from caring for a terminally ill family member or help in coping with grief and loss.

The hospital's goal for providing care at the end of life considers the settings in which care or service is provided (such as a hospice or palliative care unit), the type of services provided, and the patient population served. The hospital develops processes to manage end-of-life care. These processes

- ensure that symptoms will be assessed and appropriately managed;



- ensure that terminally ill patients will be treated with dignity and respect;
- assess patients as frequently as necessary to identify symptoms;
- plan preventive and therapeutic approaches to manage symptoms; and
- educate patients and staff about managing symptoms.

## Standard COP.7

The hospital provides end-of-life care for the dying patient that addresses the needs of the patient and family and optimizes the patient's comfort and dignity.

### Intent of COP.7

Patients who are dying have unique needs for respectful, compassionate care as indicated by their assessment. (*Also see AOP.1.7*) To accomplish this, all staff are made aware of the unique needs of patients at the end of life. Concern for the patient's comfort and dignity should guide all aspects of care during the final stages of life.

End-of-life care provided by the hospital includes

- taking interventions to manage pain; (*Also see COP.6*)
- providing appropriate treatment for any symptoms according to the wishes of the patient and family;
- sensitively addressing such issues as autopsy and organ donation;
- respecting the patient's values, religion, and cultural preferences;
- involving the patient and family in all aspects of care; and
- responding to the psychological, emotional, spiritual, and cultural concerns of the patient and family.

To accomplish these goals, all staff are educated about the unique needs of patients and their families at the end of life. (*Also see PFR.1.2 and SQE.3*)

### Measurable Elements of COP.7

- 1. Staff are educated about the unique needs of patients and their families at the end of life.
- 2. End-of-life care addresses the symptoms, conditions, and health care needs of the dying patient as indicated by their assessment. (*Also see AOP.1.7, ME 1*)
- 3. End-of-life care addresses the dying patient's pain. (*Also see PFR.2.2*)
- 4. End-of-life care addresses the patient and family psychosocial, emotional, cultural, and spiritual needs, as appropriate, regarding dying and grieving. (*Also see AOP.1.7, ME 2*)
- 5. The patient and family are involved in care decisions. (*Also see PFR.2*)

## Hospitals Providing Organ and/or Tissue Transplant Services

**Note:** The following standards address the hospital's responsibilities for organ and tissue transplantation, donation, and procurement.

Transplantation of organs is often a lifesaving procedure, and organ and tissue transplants are sometimes the only options for treatment of a wide range of diseases. Recent advances in transplantation have led to a greater success rate for transplanted organs and tissues.<sup>34,35</sup> However, transplantation is not free from risk. Transmission of infections from the donor to the recipient is a well-documented safety concern.<sup>36-40</sup> Diseases with documented transmission from infected donors subsequent to transplant include, to name a few, HIV, hepatitis B and C, and Creutzfeldt-Jakob disease (CJD).<sup>37,38</sup> Recipients may also contract bacterial or fungal infections through contamination during transportation, storage, or handling.<sup>38,39</sup>

Leadership's commitment to creating a culture conducive to organ and tissue donation can have significant impact on the overall success of the hospital's organ and tissue procurement efforts. These standards address the hospital's organizationwide responsibilities for organ and tissue donation and procurement.<sup>40</sup> This includes any individual who has been determined medically suitable for donation by the organ-procurement organization. If the hospital has the necessary resources to support the recovery of organs and tissues after cardiac death, non-heart-beating donors are included in the organ procurement effort.

## Standard COP.8

The hospital's leadership provides resources to support the organ/tissue transplant program.

### Intent of COP.8

The organ/tissue transplant program requires staff with specialized education and training and other resources in order to provide safe, high-quality care. (Also see SQE.3, ME 1) Staff education and training must be specific to the responsibilities and requirements of organ/tissue transplant. Other essential resources include supplies, patient rooms with ventilation required for the type of transplant procedure (**for example**, positive pressure ventilation), required pharmaceuticals for the type of transplant procedure, laboratory testing to ensure that tissue/organs are not contaminated, and other resources as identified by the program service leader. In addition, resources related to information management systems are necessary to assist with the collection of data associated with risks, outcomes, and other information that support the quality of the transplant program. (Also see GLD.7; and GLD.9, ME 2)

### Measurable Elements of COP.8

- 1. Trained staff are available to provide safe, high-quality care to the organ/tissue transplant program.
- 2. The hospital's leadership allocates resources for the organ/tissue transplant program. (Also see GLD.1.1, ME 3)
- 3. Information management systems are used to support the quality of the organ/tissue transplant program. (Also see MOI.1)

## Standard COP.8.1

A qualified transplant program leader is responsible for the transplant program.

### Intent of COP.8.1

The responsibility of a hospital offering organ and tissue transplant services is to provide safe, high-quality care to transplant donors and recipients.<sup>41</sup> At the core of this responsibility is an infrastructure capable of supporting all transplant program activities. A key element of the infrastructure is an individual(s) responsible for oversight of the organ/tissue transplant program. Acting on a full-time or part-time basis, this individual(s) provides that oversight as part of his or her assigned responsibilities or job description. This individual(s) is qualified in transplant management through education, training, experience, licensure, and/or certification. The required qualifications depend on the activities carried out.

### Measurable Elements of COP.8.1

- 1. The transplant program has an infrastructure capable of supporting all aspects of the transplant program activities.
- 2. One or more individual(s) is qualified to oversee the scope and complexity of the organ/tissue transplant program. (Also see GLD.9, ME 1)
- 3. The individual(s) fulfills the program's oversight responsibilities as defined by the transplant program.

## Standard COP.8.2

The transplant program includes a multidisciplinary team that consists of people with expertise in the relevant organ-specific transplant programs.

### Intent of COP.8.2

The success of a transplant program and positive outcomes for transplant recipients and living donors as well are dependent on a team of health care practitioners who have clinical knowledge and expertise in organ-specific transplantation. The nursing, psychological, pharmacological, and nutritional needs of an organ recipient and a living organ donor are unique. As related to the type of transplant, a multidisciplinary team consists of individuals from

- medicine;
- nursing;
- nutrition;
- pharmacology;
- infection control;
- social services; psychological services; and
- rehabilitative services.

This team should have the qualifications, training, and experience to provide care and services to transplant recipients and living donors.

### Measurable Elements of COP.8.2

- 1. The transplant program documents the composition of the tissue/organ-specific transplant team.
- 2. The transplant program documents the team members' responsibilities.
- 3. Based on the services provided by the transplant team, the team includes individuals experienced in medicine, nursing, nutrition, pharmacology, infection control, social services, psychological services, rehabilitative services, and transplant coordination. (*Also see GLD.9, ME 3*)
- 4. The transplant program evaluates team members for qualifications, training, and experience at the time each individual is being considered for the transplant team.

## Standard COP.8.3

There is a designated coordination mechanism for all transplant activities that involves physicians, nurses, and other health care practitioners.

### Intent of COP.8.3

Transplant services carry unique and critical risks to organ/tissue recipients and, in the cases of living donors, to the donor as well. An important component in ensuring safe, high-quality care through all phases of the donor/recipient process is identifying an individual with overall responsibility for coordination and continuity of the live donor's and recipient's care. This individual may be a physician, registered nurse, or other qualified health care practitioner. (*Also see ACC.3*)

### Measurable Elements of COP.8.3

- 1. The individual responsible for the coordination of the live donor's and transplant recipient's care is identified and available through all phases of transplant care.
- 2. The clinical transplant coordinator facilitates continuity of care for transplant patients (candidates and recipients) through the pre-transplant, transplant, and discharge phases of transplantation.

- 3. The clinical transplant coordinator facilitates continuity of care for living donors during evaluation, donation, and discharge phases of donation.
- 4. The coordination of organ/tissue transplant activities is communicated to all staff involved in the transplant program activities.

---

## Standard COP.8.4

The transplant program uses organ-specific transplant clinical eligibility, psychological, and social suitability criteria for transplant candidates.

### Intent of COP.8.4

There are multiple areas for consideration when a decision needs to be made about allocating organs to recipients. Consideration may be given to the imminent need of the patient for a transplant, the benefit the patient may gain from the transplant, the availability of alternative treatments, the expected improvement in the patient's quality of life, and the amount of resources required for successful treatment.

Because human organs and tissues available for transplant are limited, criteria for recipient selection are developed. Criteria for transplant recipient selection helps identify the most appropriate patient and limits the potential for bias. Thus, criteria for access to organs and tissues are defined in a transparent manner, based on an objective evaluation of medical needs.

In addition, there are organ-specific criteria that must be taken into account in the decision for allocating an organ. **For example**, the viability of an organ outside of the body varies from organ to organ. Thus consideration must be given to the length of time it may take for an organ to reach the recipient.

### Measurable Elements of COP.8.4

- 1. The transplant program documents organ-specific clinical eligibility criteria for the transplant candidate.
- 2. The transplant program documents the psychological and social suitability criteria for the transplant candidate.
- 3. The results of a medical evaluation are included in the determination of suitability for transplantation.
- 4. The transplant program documents organ compatibility confirmation in the transplant candidate's medical record.

---

## Standard COP.8.5

The transplant program obtains informed consent specific to organ transplantation from the transplant candidate. ©

### Intent of COP.8.5

To consent, a patient must be informed of those factors related to the planned care required for an informed decision. (*Also see* PFR.2) Factors that could affect the success of the graft or the candidate's health as a recipient include, but are not limited to,

- a) the donor's history;
- b) condition of the organ(s) used;
- c) age of the organ(s); and

- d) the potential risk of contracting infectious disease(s) if disease(s) cannot be detected in an infected donor.

In addition, there may be psychological, ethical, financial, and other factors that are unique to the transplant patient than for other patients, such as the need for immunosuppressive medications and the projected survival rate. (*Also see* AOP.1.1) The patient needs to be informed of all special considerations as part of the consent process. The transplant program also follows the hospital's policy for informed consent as well as local and regional laws and regulations. (*Also see* PFR.5.2)

### Measurable Elements of COP.8.5

- 1. The transplant program follows the hospital's policy when obtaining informed consent from transplant candidates.
- 2. In addition to the information provided to any surgical patient as part of the informed consent process, the transplant program informs the prospective transplant candidate of potential psychosocial risks.
- 3. In addition to the information provided to any surgical patient as part of the informed consent process, the transplant program informs the prospective transplant candidate of organ donor risk factors that could affect the success of the graft or the candidate's health as a recipient, including, but not limited to, a) through d) of the intent.
- 4. In addition to the information provided to any surgical patient as part of the informed consent process, the transplant program informs the prospective transplant candidate of the transplant center's observed and expected one-year survival rate; or when the transplant program has been in operation less than 18 months, the one-year survival rate as documented in the literature.
- 5. In addition to the information provided to any surgical patient as part of the informed consent process, the transplant program informs the prospective transplant candidate about potential rejection rates, immunosuppressive drugs, and possible associated costs.
- 6. In addition to the information provided to any surgical patient as part of the informed consent process, the transplant program informs the prospective transplant candidate of alternative treatments.

### Standard COP.8.6

The transplant program has documented protocols, clinical practice guidelines, or procedures for organ recovery and organ receipt to ensure the compatibility, safety, efficacy, and quality of human cells, tissues, and organs for transplantation. ©

#### Intent of COP.8.6

To reduce the risk of organ rejection, the transplant surgeon must ensure the compatibility of the donor organ(s) to the recipient. The most frequently used tests for compatibility include blood typing and crossmatching and tissue typing. The transplant surgeon ensures that testing for compatibility occurs before organ recovery and organ transplantation takes place.

Transmission of infectious diseases and malignancies is a potential risk for recipients of donor tissues and organs. Therefore, the level of safety, efficacy, and quality of human cells, tissues, and organs for transplantation must be ensured. Evaluation of organ and tissue donors may identify those donors who have a higher risk for infection with a potentially harmful pathogen. Donor screening of clinical history and donor testing for communicable diseases can significantly reduce the incidence of donor transmission of disease. Donor screening should include evaluation of medical history, behavioral risk factors, and a physical examination. Donor testing should include tests for HIV, hepatitis B, hepatitis C, and other recommended tests.<sup>42-44</sup>

For any transplantation of human material, traceability should be ensured for the anticipated lifetime of the donor and the recipient. Internationally agreed-on means of coding to identify tissues and cells used in transplantation are essential for full traceability. (*Also see* GLD.11.2)

### Measurable Elements of COP.8.6

- 1. The transplant team follows written organ recovery protocols, clinical practice guidelines, or procedures, which include reviewing the essential donor data and recipient data to ensure compatibility before organ recovery takes place. (*Also see* COP.3)
- 2. The transplant surgeon is responsible for confirming, in writing, the medical suitability of donor organs for transplantation into the recipient.
- 3. When an organ arrives at the transplant center, the transplanting surgeon and at least one other licensed health care practitioner at the transplant center verify and document that the donor's blood type and other essential data are compatible with the recipient prior to transplantation.
- 4. The transplant surgeon is responsible for confirming that donor evaluation and donor testing for infectious diseases and malignancy have been completed, and are documented in the medical record, before organ recovery and organ transplant occur.
- 5. When an organ arrives at the transplant center, the transplanting surgeon and at least one other licensed health care practitioner at the transplant center verify and document that evaluation and testing of the donor organ shows no evidence of disease and the condition of the organ is suitable for transplant.

## Standard COP.8.7

Individualized patient care plans guide the care of transplant patients.

### Intent of COP.8.7

The care of the patient receiving an organ or tissue transplant is different based on the type of organ or tissue being transplanted. The patient's health history has an impact on his or her recovery. In addition, the patient's psychological status may have an impact on the success of the transplant. A psychological evaluation will be conducted by a psychiatrist, psychologist, or social worker with experience in transplantation to determine the decision-making capacity of the patient and screen for any preexisting psychiatric illness. (*Also see* AOP.1.1, ME 2) Individualized care plans are developed to guide the care of transplant patients. (*Also see* AOP.1.2 and COP.2.1)

### Measurable Elements of COP.8.7

- 1. The transplant program has documented organ-specific clinical practice guidelines for the pre-transplant, transplant, and discharge phases of transplantation.
- 2. Each transplant patient is under the care of a multidisciplinary patient care team coordinated by the patient's primary transplant physician throughout the pre-transplant, transplant, and discharge phases of transplantation.
- 3. Transplant candidates are evaluated for the suitability of other medical and surgical therapies that may yield short- and long-term survival rates comparable to transplantation.
- 4. Transplant candidates receive a psychological evaluation by a psychiatrist, psychologist, or social worker with experience in transplantation to determine the decision-making capacity of the patient and screen for any preexisting psychiatric illness.
- 5. The transplant program updates clinical information in the transplant patient's medical record on an ongoing basis.

## **Transplant Programs Using Living Donor Organs**

### **Standard COP.9**

Transplant programs that perform living donor transplantation adhere to local and regional laws and regulation and protect the rights of prospective or actual living donors.

#### **Intent of COP.9**

The growing demand for and limited supply of organs from deceased donors have resulted in increased efforts to promote live organ donation. Living donor standards for the selection of suitable candidates for donation, informed consent, and care following the donation do not universally exist. Living donors face difficult decisions and are at potential risk for lifelong complications and should not feel coerced or pressured into organ donation.

To help with decisions and to ensure that the living donor's rights are protected, an individual with knowledge of living organ donation, transplantation, medical ethics, and informed consent must be identified. (*Also see PFR.1 and PFR.6*)

#### **Measurable Elements of COP.9**

- 1. Transplant programs that perform living donor transplantation adhere to local and regional laws and regulations.
- 2. The living organ donor has the right to make a decision about donation in a setting free of coercion and pressure. (*Also see GLD.2, ME 5*)
- 3. An individual with knowledge of living organ donation, transplantation, medical ethics, and informed consent is identified as an advocate for the living donor.
- 4. The individual appointed as the living donor advocate is not involved in routine transplantation activities.
- 5. The individual appointed as the living donor advocate informs, supports, and respects the living donor in a culturally appropriate manner during decision making.

### **Standard COP.9.1**

Transplant programs performing living donor transplants obtain informed consent specific to organ donation from the prospective living donor.

#### **Intent of COP.9.1**

The prospective donor needs to thoroughly understand all aspects of the donation process, particularly to understand the risks and benefits associated with being a living donor. Many living donors give their organ to a family member or acquaintance; however, some living donors do not influence the placement of their donated organ. A very important aspect of obtaining informed consent is to ensure that the prospective donor is willing to donate and has not been coerced or promised compensation, and understands that he or she may decline to donate at any time. (*Also see PFR.5.2, ME 2*)

#### **Measurable Elements of COP.9.1**

- 1. Informed consent for living donation is obtained by trained staff and is in a language the prospective living donor can understand.

- 2. In addition to the information provided to any surgical patient as part of the informed consent process, the transplant program informs the prospective living donor of potential psychological risks of donation.
- 3. In addition to the information provided to any surgical patient as part of the informed consent process, the transplant program informs the prospective living donor of potential complications and risks associated with living organ donation.
- 4. In addition to the information provided to any surgical patient as part of the informed consent process, the transplant program informs the prospective living donor of potential future health problems.
- 5. The transplant program informs the prospective living donor of alternative treatments for the transplant candidate.
- 6. The transplant program informs the prospective living donor of the donor's right to opt out of donation at any time during the donation process.

---

## Standard COP.9.2

Transplant programs that perform living donor transplants use clinical and psychological selection criteria to determine the suitability of potential living donors.

### Intent of COP.9.2

Organ donors must be evaluated for suitability, both physical and psychological, as an organ donor. The medical evaluation determines the donor's physical ability to donate and identifies any immediate health risks and possible future health risks. The psychological evaluation will be conducted by a psychiatrist, psychologist, or social worker with experience in transplantation to determine decision-making capacity, screen for any preexisting psychiatric illness, and evaluate any potential coercion. The donor must also be evaluated for his or her ability to comprehend the donation process and the potential outcomes, including possible adverse outcomes. (*Also see AOP.1.1, ME 2*)

### Measurable Elements of COP.9.2

- 1. The transplant program documents defined organ-specific living donor selection criteria. (*Also see COP.3*)
- 2. The transplant program's living donor selection criteria are consistent with laws and regulations and the principles of medical ethics. (*Also see GLD.2, ME 5 and GLD.12*)
- 3. The results of a medical evaluation related to the living donor's own physical health are included in the determination of suitability for donation.
- 4. The results of medical tests identifying infectious diseases or malignancies are included in the determination of suitability for donation.
- 5. The results of a psychological evaluation conducted by a psychiatrist, psychologist, or social worker with experience in transplantation are included in the determination of suitability for donation.
- 6. The transplant program documents organ compatibility confirmation in the living donor's medical record.

---

## Standard COP.9.3

Individualized patient care plans guide the care of living donors.



### Intent of COP.9.3

In addition to the general health care needs of patients undergoing surgical procedures, the living donor has unique treatment and health care needs that require specific consideration. Individualized care plans are developed and implemented for all living donors. (*Also see* COP.2.1)

### Measurable Elements of COP.9.3

- ❑ 1. Transplant programs performing living donor transplants are guided by documented living donor guidelines for care in the evaluation, donation, and discharge phases of donation. (*Also see* COP.3 and GLD.11.2)
- ❑ 2. Transplant programs performing living donor transplants provide multidisciplinary care by a team coordinated by a physician to each donor throughout the donor evaluation, donation, and discharge phases of donation. (*Also see* ACC.3 and COP.2)
- ❑ 3. The living donor candidate receives ongoing psychological support following donation.

### References

1. Ballantyne H. Developing nursing care plans. *Nurs Stand*. 2016 Feb 24;30(26):51–57.
2. Agency for Healthcare Research and Quality. Care Coordination. Jul 2016. Accessed Nov 11, 2016. <http://www.ahrq.gov/professionals/prevention-chronic-care/improve/coordination/index.html>
3. Ganz DA, et al. *Preventing Falls in Hospitals: A Toolkit for Improving Quality of Care*. Rockville, MD: Agency for Healthcare Research and Quality, 2013.
4. Ulin K, et al. Person-centered Care—An approach that improves the discharge process. *Eur J Cardiovasc Nurs*. 2016 Apr;15(3):e19–26.
5. Kuo DZ, et al. Family-centered care: Current applications and future directions in pediatric health care. *Matern Child Health J*. 2012 Feb;16(2):297–305.
6. Greene AH. HIPAA compliance for clinician texting. *J AHIMA*. 2012 Apr;83(4):34–36.
7. The Joint Commission. Update: Texting orders. *Jt Comm Perspect*. 2016 May;36(5):15.
8. Bridi AC, Louro TQ, da Silva RC. Clinical alarms in intensive care: Implications of alarm fatigue for the safety of patients. *Rev Lat Am Enfermagem*. 2014 Nov–Dec;22(6):1034–1040.
9. AAMI Foundation. Clinical Alarm Management Compendium. 2015. Accessed Nov 11, 2016. [http://s3.amazonaws.com/rdcms-aami/files/production/public/FileDownloads/Foundation/Reports/Alarm\\_Compndium\\_2015.pdf](http://s3.amazonaws.com/rdcms-aami/files/production/public/FileDownloads/Foundation/Reports/Alarm_Compndium_2015.pdf).
10. ECRI Institute. Top 10 Health Technology Hazards for 2016. Nov 2015. Accessed Nov 13, 2016. <https://www.ecri.org/Pages/2016-Hazards.aspx>.
11. ECRI Institute. Top 10 Health Technology Hazards for 2015. Nov 2014. Accessed Nov 13, 2016. <https://www.ecri.org/Pages/2015-Hazards.aspx>.
12. Bolster C, et al. Suicide assessment and nurses: What does the evidence show? *Online J Issues Nurs*. 2015 Jan 31;201(1):2.
13. Pai M, Douketis JD. Prevention of venous thromboembolic disease in acutely ill hospitalized medical adults. *UpToDate*. Epub 2016.
14. National Pressure Ulcer Advisory Panel. New 2014 Prevention and Treatment of Pressure Ulcers: Clinical Practice Guideline. 2014 Accessed Nov 11, 2016. <http://www.npuap.org/resources/educational-and-clinical-resources/prevention-and-treatment-of-pressure-ulcers-clinical-practice-guideline/>.
15. Qaseem A, et al. Risk assessment and prevention of pressure ulcers: A clinical practice guideline from the American College of Physicians. *Ann Intern Med*. 2015 Mar 3;162(5):359–369.
16. Barbier F, et al. Hospital-acquired pneumonia and ventilator-associated pneumonia: recent advances in epidemiology and management. *Curr Opin Pulm Med*. 2013 May;19(3):216–228.
17. Springer G. When and how to use restraints. *Am Nurs Today*. 2015 Jan;10(1):26–27.
18. Bonnell S, Macauley K, Nolan S. Management and handoff of a deteriorating patient from primary to acute care settings: A nursing academic and acute care collaborative case. *Simul Healthc*. 2013 Jun;8(3):180–182.
19. Royal College of Physicians. National Early Warning Score (NEWS). May 13, 2015. Accessed Nov 13, 2016. <https://www.rcplondon.ac.uk/projects/outputs/national-early-warning-score-news>.
20. Subbe CP, Welch JR. Failure to rescue: Using rapid response systems to improve care of the deteriorating patient in hospital. *AVMA Medical & Legal Journal*. 2013;19(1):6–11. Accessed Nov 13, 2016. <http://cri.sagepub.com/content/19/1/6.full.pdf+html>.

21. Winters BD, et al. Rapid-response systems as a patient safety strategy: A systematic review. *Ann Intern Med*. 2013 Mar 5;158(5 Pt 2):417–425.
22. McDonnell A, et al. A before and after study assessing the impact of a new model for recognizing and responding to early signs of deterioration in an acute hospital. *J Adv Nurs*. 2013 Jan;69(1):41–52.
23. Liaw SY, et al. Strengthening the afferent limb of rapid response systems: An educational intervention using web-based learning for early recognition and responding to deteriorating patients. *BMJ Qual Saf*. 2016 Jun;25(6):448–456.
24. Maharaj R, Raffaele I, Wendon J. Rapid response systems: A systematic review and meta-analysis. *Crit Care*. 2015;19(254):1–15.
25. Nolan J, editor. Section 7: Resuscitation. In Colvin JR, Peden CJ, editors: *Raising the Standard: A Compendium of Audit Recipes for Continuous Quality Improvement in Anaesthesia*, 3rd ed. London: Royal College of Anaesthetists, 2012, 187–203. Accessed Nov 13, 2016. <http://www.rcoa.ac.uk/ARB2012>.
26. Link MS, et al. Part 7: Adult advanced cardiovascular life support 2015 American Heart Association guidelines update for cardiopulmonary resuscitation and emergency cardiovascular care. *Circulation*. 2015 Nov 3;132(18 Suppl 2):S444–464.
27. Pozner CN. Advanced cardiac life support (ACLS) in adults. *UpToDate*. Epub 2016.
28. US Food and Drug Administration. Vaccines, Blood & Biologics: Blood & Blood Products. (Updated: Mar 10, 2014.) Accessed Nov 13 2016. <http://www.fda.gov/BiologicsBloodVaccines/BloodBloodProducts/default.htm>.
29. Kurup R, et al. A study on blood product usage and wastage at the public hospital, Guyana. *BMC Res Notes*. 2016 Jun 13;9(307):1–6.
30. Follea G. Patient blood management. *Transfus Clin Biol*. Epub 2016 Sep 14.
31. Goodnough TL, Shah N. The next chapter in patient blood management: Real-time clinical decision support. *Am J Clin Pathol*. 2014 Dec;142(6):741–747.
32. Bruun MT, et al. Patient blood management in Europe: Surveys on top indications for red blood cell use and patient blood management organization and activities in seven European university hospitals. *Vox Sang*. Epub 2016 Aug 10.
33. Hervig T, Kaada S, Seghatchian, J. Storage and handling of blood components—Perspectives. *Transfus Apher Sci*. 2014 Oct;51(2):103–106.
34. Strong, DM. Tissue transplants—What's happened over the years? *International Trends in Immunity*. 2013 Jan;1(1):16–21.
35. World Health Organization. Transplantation: Outcomes of Organ Transplantation. Accessed Nov 13, 2016. [http://www.who.int/transplantation/gkt/statistics/kidney\\_outcomes/en/index.html](http://www.who.int/transplantation/gkt/statistics/kidney_outcomes/en/index.html).
36. Greenwald MA, Kuehnert, MJ, Fishman JA. Infectious disease transmission during organ and tissue transplantation. *Emerg Infect Dis*. 2012 Aug;18(8):e1. Accessed Nov 13, 2016. [http://wwwnc.cdc.gov/eid/article/18/8/12-0277\\_article](http://wwwnc.cdc.gov/eid/article/18/8/12-0277_article).
37. Ha YE, Peck KR. Infection prevention in transplant recipients. *Korean J Med*. 2013 Feb;84(2):168–178. Korean.
38. Ison MG, Holl JL, Ladner D. Preventable errors in organ transplantation: An emerging patient safety issue? *Am J Transplant*. 2012 Sep;12(9):2307–2312.
39. Costa SF, et al. Evaluation of bacterial infections in organ transplantation. *Clinics (Sao Paulo)*. 2012;67(3):289–291.
40. Joint Commission Resources. Tracer methodology 101: Transplant safety tracer: Standardized procedures to acquire, receive, store, and issue tissue. *Joint Commission: The Source*. 2013 Apr;11(4):10–12.
41. Morales Pedraza J. Chapter 2: Ethical policy, principles, codes and other regulations in force in the field of tissue banking in a select group of countries. In *Ethical Policy and Principles in Tissue Banking, International Experience and Implementation*. Switzerland: Springer International Publishing, 2016, 49–94.
42. Fishman JA, Grossi PA. Donor-derived infection—The challenge for transplant safety. *Nat Rev Nephrol*. 2014 Nov;10(11):663–672.
43. Kaul DR. Donor-derived infection: Epidemiology and outcomes. *Curr Infect Dis Rep*. 2012 Dec;14(6):676–682.
44. Fishman JA, Greenwald MA, Grossi PA. Transmission of infection with human allografts: Essential considerations in donor screening. *Clin Infect Dis*. 2012 Sep;55(5):720–727.



# Anesthesia and Surgical Care (ASC)

---


## Overview

The use of surgical *anesthesia*, procedural sedation, and surgical interventions are common and complex processes in a health care organization. They require complete and comprehensive patient assessment, integrated care planning, continued patient monitoring, and criteria-determined transfer for continuing care, rehabilitation, and eventual transfer and discharge.

Anesthesia and procedural sedation are commonly viewed as a continuum from minimal sedation to full anesthesia. As patient response may move along that continuum, anesthesia and procedural sedation use should be organized in an integrated manner. Thus this chapter addresses anesthesia and procedural sedation where the patient's protective reflexes needed for a patent airway and ventilatory function maintenance are at risk. This chapter does not address the use of sedation for the purposes of anxiolysis or sedation required in the ICU for ventilator tolerance.

Because surgery carries a high level of risk, it must be carefully planned and carried out. Information about the surgical procedure and care after surgery is planned, based on the patient's assessment, and documented. Special consideration is given to surgery that includes implanting a medical device, including reporting of devices that malfunction as well as a process for follow-up with patients in the event of a recall.

**Note:** The anesthesia and surgery standards are applicable in whatever setting anesthesia and/or procedural sedation are used and where surgical and other invasive procedures that require consent (*also see* PFR.5.2) are performed. Such settings include hospital operating theatres, day surgery or day hospital units, endoscopy, interventional radiology, dental and other outpatient clinics, emergency services, intensive care areas, or elsewhere.

**Note:** Some standards require the hospital to have a written policy, procedure, program, or other written document for specific processes. Those standards are indicated by a  icon after the standard text.



## Standards

The following is a list of all standards for this function. They are presented here for your convenience without their intent statements or measurable elements. For more information about these standards, please see the next section in this chapter, Standards, Intents, and Measurable Elements.

### Organization and Management

- ASC.1** Sedation and anesthesia services are available to meet patient needs, and all such services meet professional standards and applicable local and national standards, laws, and regulations.
- ASC.2** A qualified individual(s) is responsible for managing the sedation and anesthesia services.

### Sedation Care

- ASC.3** The administration of procedural sedation is standardized throughout the hospital. 
- ASC.3.1** Practitioners responsible for procedural sedation and individuals responsible for monitoring patients receiving procedural sedation are qualified. 

- ASC.3.2** Procedural sedation is administered and monitored according to professional practice guidelines. (P)
- ASC.3.3** The risks, benefits, and alternatives related to procedural sedation are discussed with the patient, his or her family, or those who make decisions for the patient.

### Anesthesia Care

- ASC.4** A qualified individual conducts a preanesthesia assessment and preinduction assessment.
- ASC.5** Each patient's anesthesia care is planned and documented, and the anesthesia and technique used are documented in the patient's medical record.
- ASC.5.1** The risks, benefits, and alternatives related to anesthesia and post-operative pain control are discussed with the patient and/or those who make decisions for the patient.
- ASC.6** Each patient's physiological status during anesthesia and surgery is monitored according to professional practice guidelines and documented in the patient's medical record. (P)
- ASC.6.1** Each patient's postanesthesia status is monitored and documented, and the patient is discharged from the recovery area by a qualified individual or by using established criteria. (P)

### Surgical Care

- ASC.7** Each patient's surgical care is planned and documented based on the results of the assessment.
- ASC.7.1** The risks, benefits, and alternatives are discussed with the patient and his or her family or those who make decisions for the patient.
- ASC.7.2** Information about the surgical procedure is documented in the patient's medical record to facilitate continuing care.
- ASC.7.3** Patient care after surgery is planned and documented.
- ASC.7.4** Surgical care that includes the implanting of a medical device is planned with special consideration of how standard processes and procedures must be modified. (P)

## Standards, Intents, and Measurable Elements

### *Organization and Management*

#### Standard ASC.1

Sedation and anesthesia services are available to meet patient needs, and all such services meet professional standards and applicable local and national standards, laws, and regulations.

#### Intent of ASC.1

Sedation and anesthesia are commonly viewed as a continuum from minimal sedation to full anesthesia. A patient's response may move along that continuum during which a patient's protective airway reflexes are at risk. Sedation and anesthesia use are complex processes that must be integrated into patient care planning. Sedation and anesthesia require a complete and comprehensive patient assessment, continued patient monitoring, and objective recovery criteria.

The hospital has a system for providing sedation and anesthesia services required by its patient population, clinical services offered, and health care practitioners' needs. Sedation and anesthesia services are provided

according to professional practice standards for care and meet all applicable local and national laws and regulations. Sedation and anesthesia services are available after normal hours of operation for emergencies.

Sedation and anesthesia services (including services required for emergencies) may be provided by the hospital, by agreement with an outside source (**for example**, an individual anesthesiologist or anesthesia group practice), or both. Any use of outside anesthesia sources is based on the recommendation of the leader of sedation and anesthesia services. Outside sources meet applicable laws and regulations and have acceptable quality and patient safety records as defined in a contract for services. (*Also see* GLD.6 and GLD.6.1)

### Measurable Elements of ASC.1

- 1. Sedation and anesthesia services meet professional standards of practice and applicable local and national laws and regulations.
- 2. Sedation and anesthesia services are available to meet patient needs.
- 3. Sedation and anesthesia services are available for emergencies after normal hours of operation.
- 4. Outside sedation and anesthesia sources are selected based on the recommendations of the leader of sedation and anesthesia services, acceptable records of performance, and compliance with applicable laws and regulations. (*Also see* GLD.2, ME 5)
- 5. There is a contract in place when outside sources for sedation and anesthesia services are used.

## Standard ASC.2

A qualified individual(s) is responsible for managing the sedation and anesthesia services.

### Intent of ASC.2

Sedation and anesthesia services are under the direction of one or more individuals who are qualified by documented training, expertise, and experience, and are consistent with applicable laws and regulations. This individual(s) assumes professional responsibility for the anesthesia services provided. Responsibilities include

- developing, implementing, and maintaining policies and procedures;
- providing administrative oversight;
- maintaining any necessary quality control program;
- recommending outside sources of sedation and anesthesia services; and
- monitoring and reviewing all sedation and anesthesia services.

### Measurable Elements of ASC.2

- 1. Sedation and anesthesia services are uniform throughout the hospital.
- 2. Sedation and anesthesia services are under the direction of one or more qualified individuals. (*Also see* GLD.9, ME 1)
- 3. Responsibilities for recommending outside sources of sedation and anesthesia services are defined and carried out.
- 4. Responsibilities for monitoring and reviewing all sedation and anesthesia services are defined and carried out. (*Also see* GLD.8, ME 1)

## Sedation Care

### Standard ASC.3

The administration of procedural sedation is standardized throughout the hospital. (P)

#### Intent of ASC.3

*Procedural sedation* is defined as “. . . the technique of administering sedatives or dissociative agents with or without analgesics to induce an altered state of consciousness that allows the patient to tolerate painful or unpleasant procedures while preserving cardiorespiratory function.”<sup>1(p. 178)</sup> Regardless of the medication, dose, or route of administration, when a medication is used for the purposes of altering the patient’s cognitive state in order to facilitate a specific procedure, it is considered procedural sedation. Procedural sedation is often performed in many areas of the hospital outside of the operating theatre. Because procedural sedation, like anesthesia, poses significant potential risks to patients, the administration of procedural sedation must be uniform throughout the hospital. The qualifications of staff participating in the procedure, the medical equipment, the supplies, and the monitoring must be the same wherever procedural sedation is provided in the hospital. Thus hospitals must develop specific guidelines for how and where procedural sedation may be used.

Standardization of procedural sedation is supported by policies and procedures and identifies

- a) areas in the hospital where procedural sedation may occur;
- b) special qualifications or skills of staff involved in the procedural sedation process; (*Also see* SQE.3)
- c) the differences between pediatric, adult, and geriatric populations or other special considerations;
- d) the immediate availability and use of specialized medical equipment, appropriate to the age and history of the patient; and
- e) the informed consent process for both the procedure and the use of sedation. (*Also see* PFR.5.2)

During procedural sedation, an individual trained in advanced life support and emergency medical equipment and supplies appropriate for the age and history of the patient and the type of procedure being performed are immediately available.<sup>2</sup>

#### Measurable Elements of ASC.3

1. The administration of procedural sedation is standardized throughout the hospital.
2. Standardization of procedural sedation includes identifying and addressing at least a) through e) in the intent.
3. Emergency medical equipment and supplies are immediately available and customized to the type of sedation being performed and the age and medical condition of the patient. (*Also see* COP.3.2, ME 2)
4. An individual with advanced life-support training appropriate for the age and history of the patient, is immediately available when procedural sedation is being performed. (*Also see* COP.3.2)

### Standard ASC.3.1

Practitioners responsible for procedural sedation and individuals responsible for monitoring patients receiving procedural sedation are qualified. (P)

#### Intent of ASC.3.1

The qualifications of the physician, dentist, or other individual responsible for the patient receiving procedural sedation are important. Understanding the methods for procedural sedation as they relate to the patient and

the type of procedure performed improves the patient's tolerance of an uncomfortable or painful procedure and decreases the risks of complications. Complications related to procedural sedation primarily include cardiac or respiratory depression. Thus, certification in at least basic life support is essential. In addition, knowledge of the pharmacology of the sedation agents used, as well as reversal agents, decreases the risks of adverse outcomes. As such, the individual responsible for procedural sedation must be competent in

- a) techniques and various modes of sedation;
- b) pharmacology of sedation drugs and the use of reversal agents;
- c) monitoring requirements; and
- d) response to complications. (*Also see* SQE.10)

The health care practitioner performing the procedure should not be responsible for providing continuous monitoring of the patient. A separate, qualified individual, such as an anesthesiologist or a trained and competent nurse, should assume responsibility for providing uninterrupted monitoring of the patient's physiological parameters and assistance in supportive or resuscitative measures. The individual responsible for providing the monitoring must be competent in

- e) monitoring requirements;
- f) response to complications;
- g) use of reversal agents; and
- h) recovery criteria.

### Measurable Elements of ASC.3.1

- 1. Health care practitioners responsible for providing procedural sedation are competent in at least a) through d) of the intent. (*Also see* SQE.3, ME 1 and SQE.10, ME 3)
- 2. The individual responsible for patient monitoring during procedural sedation is competent in at least elements e) through h) in the intent. (*Also see* SQE.3, ME 1)
- 3. Procedural sedation competencies for all staff involved in sedation are documented in the personnel files. (*Also see* SQE.5, ME 4)

## Standard ASC.3.2

Procedural sedation is administered and monitored according to professional practice guidelines. (P)

### Intent of ASC.3.2

The degrees of sedation occur on a continuum from mild to deep sedation, and a patient may progress from one degree to another. Many factors influence the patient's response to sedation and can affect the degree to which a patient is sedated. Factors include the medications administered, the route and dosages, the age of the patient (pediatric, adult, or geriatric), and the patient's medical history. **For example**, history of impairment of major organs, current medications that may interact with sedating medications, drug allergies, previous adverse response to anesthesia or sedation, and substance abuse may each have an impact on patient response to procedural sedation. If the patient's physical status is high risk, consideration is given to the additional clinical needs of the patient and the appropriateness of procedural sedation.

The presedation assessment helps identify any factors that may impact the patient's response to procedural sedation and also helps to identify what findings from monitoring during and after the procedure may be significant. The responsible, qualified practitioner conducts a presedation assessment of the patient to

- a) identify any airway problems that may influence the type of sedation used;
- b) evaluate at-risk patients for appropriateness of procedural sedation;
- c) plan the type of sedation and the level of sedation the patient will need based on the procedure being performed;
- d) safely administer sedation; and

- e) interpret findings from patient monitoring during procedural sedation and recovery.

The scope and content of this assessment are based on professional guidelines and are defined in hospital policy.

Patients undergoing procedural sedation require monitoring of their level of consciousness, ventilator and oxygenation status, and hemodynamic variables at a frequency based on the type and amount of medication administered, the length of the procedure, and the type and condition of the patient. Important considerations during the sedation procedure include the patient's ability to maintain protective reflexes; an independent, continuous patent airway; and the capability to respond to physical stimulation or verbal commands. A qualified individual is responsible for providing uninterrupted monitoring of the patient's physiological parameters and assistance in supportive or resuscitation measures until the patient has been safely recovered.

Once the procedure has been completed, patients may continue to be at risk for complications due to delay in the full absorption of the sedating drug, respiratory depression, and/or lack of stimulation from the procedure. Patients continue to require monitoring until they have reached near their baseline level of consciousness and hemodynamic parameters. Objective criteria help identify patients who are recovered and/or ready for discharge. (*Also see QPS.8*)

### Measurable Elements of ASC.3.2

- 1. There is a pre-sedation assessment performed and documented that includes at least a) through e) to evaluate risk and appropriateness of procedural sedation for the patient. (*Also see AOP.1, MEs 1 and 2; and COP.2.1, ME 6*)
- 2. A qualified individual monitors the patient during the period of sedation and documents the monitoring.
- 3. Established criteria are used and documented for the recovery and discharge from procedural sedation.

## Standard ASC.3.3

The risks, benefits, and alternatives related to procedural sedation are discussed with the patient, his or her family, or those who make decisions for the patient.

### Intent of ASC.3.3

The procedural sedation planning process includes educating the patient, his or her family, or decision maker on the risks, benefits, and alternatives related to procedural sedation. This discussion occurs as part of the process to obtain consent for procedural sedation as required in (*Also see PFR.5.2*). A qualified individual provides this education.

### Measurable Elements of ASC.3.3

- 1. The patient, family, and/or decision makers are educated on the risks, benefits, and alternatives of procedural sedation. (*Also see PFR.5.3, ME 2*)
- 2. The patient, family, and/or decision makers are educated about postprocedure analgesia.
- 3. A qualified individual provides and documents the education.



## Anesthesia Care

### Standard ASC.4

A qualified individual conducts a preanesthesia assessment and preinduction assessment.

#### Intent of ASC.4

Because anesthesia carries a high level of risk, administration is carefully planned. The patient's preanesthesia assessment is the basis for that plan, for identifying what findings from monitoring during anesthesia and recovery may be significant, and for the use of postoperative analgesia. The preanesthesia assessment provides information needed to

- identify any airway problems;
- select the anesthesia and to plan anesthesia care;
- safely administer an anesthetic based on patient assessment, identified risks, and type of procedure;
- interpret findings from patient monitoring during anesthesia and recovery; and
- provide information for the use of analgesia following surgery.

An anesthesiologist or another qualified individual conducts the preanesthesia assessment. The preanesthesia assessment may be carried out some time prior to admission or prior to the surgical procedure or shortly before the surgical procedure, as in emergency and obstetrical patients. (*Also see AOP.1.3*) The preinduction assessment is separate from the preanesthesia assessment, as it focuses on the physiological stability and readiness of the patient for anesthesia and occurs immediately prior to the induction of anesthesia. When anesthesia must be provided emergently, the preanesthesia assessment and preinduction assessment may be performed immediately following one another, or simultaneously, but are documented independently. (*Also see ASC.6*)

#### Measurable Elements of ASC.4

- 1. A preanesthesia assessment is performed for each patient. (*Also see AOP.1, MEs 1 and 2*)
- 2. A separate preinduction assessment is performed to reevaluate patients immediately before the induction of anesthesia.
- 3. The two assessments are performed by an individual(s) qualified to do so and documented in the patient medical record.

### Standard ASC.5

Each patient's anesthesia care is planned and documented, and the anesthesia and technique used are documented in the patient's medical record.

#### Intent of ASC.5

Anesthesia care is carefully planned and documented in the anesthesia record. The plan includes information from other patient assessments and identifies the anesthesia to be used, the method of administration, other medications and fluids, monitoring procedures, and anticipated postanesthesia care. The anesthesia agent, dose (when applicable), and anesthetic technique are documented in the patient's anesthesia record. (*Also see COP.2.1, ME 6; QPS.8; and MOI.9.1, ME 4*)

#### Measurable Elements of ASC.5

- 1. The anesthesia care of each patient is planned and documented in the patient's medical record.
- 2. The anesthesia agent, dose (when applicable), and anesthetic technique are documented in the patient's anesthesia record.

- ❑ 3. The anesthesiologist and/or nurse anesthetist and anesthesia assistants are identified in the patient's anesthesia record. (Also see MOI.11.1, ME 1)

## Standard ASC.5.1

The risks, benefits, and alternatives related to anesthesia and postoperative pain control are discussed with the patient and/or those who make decisions for the patient.

### Intent of ASC.5.1

The anesthesia planning process includes educating the patient, his or her family, or decision maker on the risks, benefits, and alternatives related to the planned anesthesia and postoperative analgesia. This discussion occurs as part of the process to obtain consent for anesthesia as required in PFR.5.2. An anesthesiologist or a qualified individual provides this education.

### Measurable Elements of ASC.5.1

- ❑ 1. The patient, family, and/or decision makers are educated on the risks, benefits, and alternatives of anesthesia. (Also see PFR.5.3, ME 2)
- ❑ 2. The patient, family, and/or decision makers are educated, prior to the procedure being performed, about the options available for postoperative pain management.
- ❑ 3. The anesthesiologist or another qualified individual provides and documents the education. (Also see PFE.4, ME 2)

## Standard ASC.6

Each patient's physiological status during anesthesia and surgery is monitored according to professional practice guidelines and documented in the patient's medical record. (P)

### Intent of ASC.6

Physiological monitoring provides reliable information about the patient's status during anesthesia (general, spinal, regional, and local) and the recovery period. Results of monitoring trigger key intraoperative decisions as well as postoperative decisions, such as return to surgery, transfer to another level of care, or discharge. Monitoring information guides medical and nursing care and identifies the need for diagnostic and other services. Monitoring findings are entered into the patient's medical record.

Monitoring methods depend on the patient's preanesthesia status, the anesthesia choice, and the complexity of the surgical or other procedure performed during anesthesia. In all cases, however, the overall monitoring during anesthesia and surgery is consistent with professional practice and defined in hospital policy. The results of monitoring are documented in the patient's medical record. (Also see ASC.4)

### Measurable Elements of ASC.6

- ❑ 1. The frequency and type of monitoring during anesthesia and surgery are based on the patient's preanesthesia status, the anesthesia used, and the surgical procedure performed.
- ❑ 2. Monitoring of the patient's physiological status is consistent with professional practice. (Also see GLD.7, ME 3)
- ❑ 3. The results of monitoring are documented in the patient's medical record.

## Standard ASC.6.1

Each patient's postanesthesia status is monitored and documented, and the patient is discharged from the recovery area by a qualified individual or by using established criteria. ⑥

### Intent of ASC.6.1

Monitoring during the anesthesia period is the basis for monitoring during the postanesthesia recovery period. The ongoing, systematic collection and analysis of data on the patient's status in recovery support decisions about moving the patient to other settings and less intensive services. Recording of monitoring data provides the documentation to support discontinuing recovery monitoring or the discharge decisions. When the patient is transferred directly from the operating theatre to a receiving unit, monitoring and documentation are the same as would be required in the recovery room.

Discharge from the postanesthesia recovery areas or discontinuation of recovery monitoring is by one of the following alternative ways:

- a) The patient is discharged (or recovery monitoring is discontinued) by a fully qualified anesthesiologist or other individual authorized by the individual(s) responsible for managing the anesthesia services.
- b) The patient is discharged (or recovery monitoring is discontinued) by a nurse or similarly qualified individual in accordance with postanesthesia criteria developed by hospital leadership, and the patient's medical record contains evidence that criteria are met.
- c) The patient is discharged to a unit that is capable of providing postanesthesia or postsedation care of selected patients, such as a cardiovascular intensive care unit or neurosurgical intensive care unit, among others.

The time of arrival at and discharge from the recovery area (or the time recovery begins and the time of discontinuation of recovery monitoring) are documented in the patient's medical record.

### Measurable Elements of ASC.6.1

- 1. Patients are monitored during the postanesthesia recovery period.
- 2. Monitoring findings are documented in the patient's medical record.
- 3. Patients are discharged from the postanesthesia unit (or recovery monitoring is discontinued) in accordance with the alternatives described in a) through c) in the intent. (*Also see AOP.2, ME 1*)
- 4. Time recovery is started and time recovery phase is complete are recorded in the patient's medical record.

## Surgical Care

### Standard ASC.7

Each patient's surgical care is planned and documented based on the results of the assessment.

### Intent of ASC.7

Because surgery carries a high level of risk, its use is carefully planned. The patient's assessment(s) is the basis for selecting the appropriate surgical procedure and for identifying what findings during monitoring may be significant. The assessment(s) provides information necessary to

- select the appropriate procedure and the optimal time;
- perform the procedures safely; and
- interpret the findings of patient monitoring.

Procedure selection depends on the patient's history, physical status, and diagnostic data as well as the risks and benefits of the procedure for the patient. Procedure selection considers the information from the admitting assessment, diagnostic test, and other available sources. The assessment process is carried out in a shortened time frame when an emergency patient needs surgery. (*Also see* AOP.1.2.1, ME 3)

The surgical care planned for the patient is documented in the patient's medical record, including a preoperative diagnosis. The name of the surgical procedure alone does not constitute a diagnosis. (*Also see* AOP.1.3.1)

### Measurable Elements of ASC.7

- 1. The assessment information used to develop and to support the planned invasive procedure is documented in the patient's medical record by the responsible physician before the procedure is performed. (*Also see* AOP.5.4, ME 3 and AOP.6.4, ME 3)
- 2. Each patient's surgical care is planned based on the assessment information.
- 3. A preoperative diagnosis and the planned procedure are documented in the patient's medical record prior to the procedure. (*Also see* MOI.9.1, MEs 2 and 3)

## Standard ASC.7.1

The risks, benefits, and alternatives are discussed with the patient and his or her family or those who make decisions for the patient.

### Intent of ASC.7.1

Patients and their families or decision makers receive adequate information to participate in care decisions and to provide the informed consent required in PFR.5.2. The information includes

- the risks of the planned procedure;
- the benefits of the planned procedure;
- the potential complications; and
- the surgical and nonsurgical options (alternatives) available to treat the patient.

In addition, when blood or blood products may be needed, information on the risks and alternatives is discussed. The patient's surgeon or other qualified individual provides this information.

### Measurable Elements of ASC.7.1

- 1. The patient, family, and decision makers are educated on the risks, benefits, potential complications, and alternatives related to the planned surgical procedure. (*Also see* PFR.5.3, ME 2)
- 2. The education includes the need for, risks and benefits of, and alternatives to blood and blood-product use. (*Also see* PFR.5.3, ME 2)
- 3. The patient's surgeon or other qualified individual provides and documents the education. (*Also see* PFE.4, ME 2)

## Standard ASC.7.2

Information about the surgical procedure is documented in the patient's medical record to facilitate continuing care.

**Intent of ASC.7.2**

A patient's postsurgical care depends on the events and findings of the surgical procedure. The most important issue is that all actions and results essential to the patient's condition are entered in the patient's medical record. This information could be presented in the form of a template—either paper or electronic—or an operative report, such as a written operative progress note. To support a continuum of postsurgical supportive care, the information about the surgery is recorded in the patient's medical record immediately after surgery, prior to the patient being transferred from the surgical or the postanesthesia recovery area. The documented information about the surgery includes at least

- a) postoperative diagnosis;
- b) name of operative surgeon and assistants;
- c) procedures performed and description of each procedure findings;
- d) perioperative complications;
- e) surgical specimens sent for examination;
- f) amount of blood loss and amount of transfused blood; and
- g) date, time, and signature of responsible physician.

Some information may be contained in other notations in the medical record. **For example**, amount of blood loss and transfused blood may be recorded in the anesthesia record, or information about implantable devices may be shown using a manufacturer's preprinted sticker. (*Also see ASC.7.4*)

The time immediately after surgery is defined as "upon completion of surgery, before the patient is transferred to the next level of care." This definition ensures that pertinent information is available to the next caregiver. If the surgeon accompanies the patient from the operating theatre to the next unit or area of care, the operative note, template, or progress note can be written in that unit or area of care. (*Also see ACC.3 and COP.2.3*)

**Measurable Elements of ASC.7.2**

- 1. Surgical reports, templates, or operative progress notes include at least a) through g) from the intent. (*Also see ACC.3, ME 4*)
- 2. The hospital identifies information that may routinely be recorded in other specific areas of the medical record. (*Also see MOI.9, ME 3*)
- 3. The surgical report, template, or operative progress note is available immediately after surgery before the patient is transferred to the next level of care. (*Also see ACC.3, MEs 2 and 3*)

**Standard ASC.7.3**

Patient care after surgery is planned and documented.

**Intent of ASC.7.3**

Each patient's postsurgical medical and nursing care needs differ depending on the surgical procedure performed and the medical history of the patient. In addition, some patients may require care from other services, such as physical therapy or rehabilitation. Therefore, it is necessary to plan for that care, including the level of care, care setting, follow-up monitoring or treatment, and the need for medication or other treatment and services.

Postsurgical care planning can begin before surgery based on the patient's assessed needs and condition and the type of surgery being performed. The postsurgical plan of care also includes the patient's immediate postoperative needs. The planned care is documented in the patient's medical record within 24 hours and verified by the responsible service to ensure continuity of services during the recovery or rehabilitative period.

The postsurgical needs may change as the result of clinical improvement or new information from a routine reassessment, or they may be evident from a sudden change in the patient's condition. The postsurgical plan of

care is revised based on these changes and documented in the medical record as notes to the initial plan or as a revised or new plan of care. (Also see COP.2.1)

### Measurable Elements of ASC.7.3

- 1. The postsurgical care provided by medical, nursing, and others meets the patient's immediate postsurgical needs.
- 2. The continuing postsurgical plan(s) is documented in the patient's medical record within 24 hours by the responsible surgeon or verified by a co-signature from the responsible surgeon on the documented plan entered by the surgeon's delegate.
- 3. The continuing postsurgical plan of care includes medical, nursing, and others as needed based on the patient's needs. (Also see COP.2.1, ME 2)
- 4. When indicated by a change in the patient's needs, the postsurgical plan of care is updated or revised based on the reassessment of the patient by the health care practitioners. (Also see COP.2.1, ME 5)

## Standard ASC.7.4

Surgical care that includes the implanting of a medical device is planned with special consideration of how standard processes and procedures must be modified. ©

### Intent of ASC.7.4

Many surgical procedures involve the permanent implantation of a medical device. An *implantable medical device* can be defined as a device that is permanently placed into a surgically or naturally formed cavity of the body to continuously assist, restore, or replace a function or structure of the body throughout the useful life of the device.<sup>3-4</sup>

A permanent implantable medical device can be a prosthesis (such as a hip), a stent, a cardioverter defibrillator, a pacemaker, intraocular lenses, and an infusion pump, among other **examples**.

Surgical procedures involving the permanent implantation of medical devices require that routine surgical care be modified to account for special factors such as

- a) the selection of devices based on current science and research;
- b) ensuring that implants are present in the operating theatre; (Also see IP.4)
- c) the qualifications and training of any outside technical staff required during the implant procedure (**for example**, the manufacturer's representative who may be required to calibrate the device);
- d) the reporting process for implantable device-related adverse events;
- e) the reporting of implantable device malfunctions to regulatory agencies;
- f) unique infection control considerations; and
- g) any special discharge instructions for the patient.<sup>5-8</sup>

These special considerations may be incorporated into guidelines, protocols, operating policies, or other documents to guide the surgical team and facilitate consistent processes and outcomes. (Also see SQE.10)

The ability to trace implantable medical devices is essential for tracing surgical site infections and identifying patients who may have received nonsterile implants. In addition, the tracing process allows the hospital to assess the reliability of the sterilization process. Therefore, the hospital has a process for tracing implantable medical devices.<sup>9</sup> (Also see ASC.7.2 and GLD.7.1)

In the event of a recall of an implantable medical device, the hospital informs and follows up with those patients who received the device.<sup>10,11</sup> The hospital develops and implements a process for contacting and following up with the patients, including those who may be outside the country. The hospital determines the

time frame for contacting patients (**for example**, within 24 hours of the official recall notification of a life-saving device). This time frame may be longer for a non-life-saving device.

### Measurable Elements of ASC.7.4

- 1. The hospital's surgical services identify the types of implantable medical devices that are included within its scope of services.
- 2. Policies and practices include a) through g) in the intent.
- 3. The hospital has a process for tracing implantable medical devices. (*Also see* FMS.8.1, ME 1)
- 4. The hospital develops and implements a process for contacting and following up with patients in a defined time frame after receiving notification of a recall of an implantable medical device.

### References

1. Godwin SA, et al. Clinical policy: Procedural sedation and analgesia in the emergency department. *Ann Emerg Med.* 2005 Feb;45(2):177–196.
2. Medscape. Pediatric Sedation. Chang WW. (Updated: Jun 27, 2016.) Accessed Nov 11, 2016. <http://emedicine.medscape.com/article/804045-overview#a1>.
3. US Food and Drug Administration. Medical Device Tracking Requirements. Definitions. 21 C.F.R. § 821.3. 2016. Accessed Nov 10, 2016. <http://www.accessdata.fda.gov/scripts/cdrh/cfdocs/cfcfr/CFRSearch.cfm?fr=821.3>.
4. US Food and Drug Administration. *Implants and Prosthetics*. 2015 Jun. Accessed November 22, 2016. <http://www.fda.gov/MedicalDevices/ProductsandMedicalProcedures/ImplantsandProsthetics/>.
5. Casal RF, et al. Detecting medical device complications: Lessons from an indwelling pleural catheter clinic. *Am J Med Qual.* 2013 Jan–Feb;28(1):69–75.
6. Federico F. The leader's role in medical device safety. *Healthc Exec.* 2013 May–Jun;28(3):82–85.
7. Tarakji KG, et al. Cardiac implantable electronic device infection in patients at risk. *Arrhythm Electrophysiol Rev.* 2016 May;5(1):65–71.
8. Paxton EW, et al. Kaiser Permanente implant registries benefit patient safety, quality improvement, cost-effectiveness. *Jt Comm J Qual Patient Saf.* 2013 Jun;39(6):246–252.
9. Durand L, et al. OHP-034 Traceability of implantable medical devices (IMDS) in hospital: Industrial codification systems still insufficient. *Eur J Hosp Pharm.* 2015;22(1 Suppl):A1–A222.
10. American Academy of Orthopaedic Surgeons. Information Statement. Implant Device Recalls. Revised Feb 2016. Accessed Nov 16, 2016. <http://www.aaos.org/uploadedFiles/1019%20Implant%20Device%20Recalls%204.pdf>.
11. Gliklich RE, Dreyer NA, Leavy MB, editors. Registries for medical devices. In *Registries for Evaluating Patient Outcomes: A User's Guide*, vol. 2, 3rd ed. Rockville, MD: Agency for Healthcare Research and Quality, 2014, 199–214. Accessed Nov 14, 2016. <https://www.ncbi.nlm.nih.gov/books/NBK208640/>.







# Medication Management and Use (MMU)

---

## Overview

Medications are a critical component of the care provided to patients and are used for diagnostic, symptomatic, preventive, curative, and palliative treatment and management of diseases and conditions. A medication system that supports optimal medication management must include processes that support safe and effective medication use. Safe, effective medication use involves a multidisciplinary, coordinated effort of health care practitioners applying the principles of process design, implementation, and improvement to all aspects of the medication management process, which includes the selecting, procuring, storing, ordering/prescribing, transcribing, distributing, preparing, dispensing, administering, documenting, and monitoring of medication therapies. Although health care practitioners' roles in medication management vary greatly from one country to another, sound medication management processes for patient safety are universal, and must be supported by scientific evidence and guidance for prescribers such as in the development of a program for antibiotic stewardship and the use of accepted medication practice guidelines.

**Note:** *Medication* is defined as any prescription medications; sample medications; herbal remedies; vitamins; nutraceuticals; over-the-counter drugs; vaccines; or diagnostic and contrast agents used on or administered to persons to diagnose, to treat, or to prevent disease or other abnormal conditions; radioactive medications; respiratory therapy treatments; parenteral nutrition; blood derivatives; and intravenous solutions (plain, with electrolytes and/or drugs), as well as solutions administered/used on the patient by the surgical team during surgical/invasive procedures.

**Note:** Some standards require the hospital to have a written policy, procedure, program, or other written document for specific processes. Those standards are indicated by a © icon after the standard text.

## Standards

The following is a list of all standards for this function. They are presented here for your convenience without their intent statements or measurable elements. For more information about these standards, please see the next section in this chapter, Standards, Intents, and Measurable Elements.

### Organization and Management

**MMU.1** Medication use in the hospital is organized to meet patient needs, complies with applicable laws and regulations, and is under the direction and supervision of a licensed pharmacist or other qualified professional. ©

**MMU.1.1** The hospital develops and implements a program for the prudent use of antibiotics based on the principle of antibiotic stewardship.

### Selection and Procurement

**MMU.2** Medications for prescribing or ordering are stocked, and there is a process for medications not stocked or normally available to the hospital or for times when the pharmacy is closed. ©

**MMU.2.1** There is a method for overseeing the hospital's medication list and medication use.

**Storage****MMU.3** Medications are properly and safely stored. (P)**MMU.3.1** There is a process for the management of medications and nutritional products that require special handling. (P)**MMU.3.2** Emergency medications are available, uniformly stored, monitored, and secure when stored out of the pharmacy. (P)**MMU.3.3** The hospital has a medication recall system. (P)**Ordering and Transcribing****MMU.4** Prescribing, ordering, and transcribing are guided by policies and procedures. (P)**MMU.4.1** The hospital defines the elements of a complete order or prescription. (P)**MMU.4.2** The hospital identifies those qualified individuals permitted to prescribe or to order medications.**MMU.4.3** Medications prescribed and administered are written in the patient's medical record.**Preparing and Dispensing****MMU.5** Medications are prepared and dispensed in a safe and clean environment.**MMU.5.1** Medication prescriptions or orders are reviewed for appropriateness. (P)**MMU.5.2** A system is used to safely dispense medications in the right dose to the right patient at the right time.**Administration****MMU.6** The hospital identifies those qualified individuals permitted to administer medications.**MMU.6.1** Medication administration includes a process to verify the medication is correct based on the medication prescription or order.**MMU.6.2** Policies and procedures govern medications brought into the hospital for patient self-administration or as samples. (P)**Monitoring****MMU.7** Medication effects on patients are monitored. (P)**MMU.7.1** The hospital establishes and implements a process for reporting and acting on medication errors and near misses. (P)**Standards, Intents, and Measurable Elements**

---

**Organization and Management**

---

**Standard MMU.1**

Medication use in the hospital is organized to meet patient needs, complies with applicable laws and regulations, and is under the direction and supervision of a licensed pharmacist or other qualified professional. (P)

## Intent of MMU.1

Medications, as an important resource in patient care, must be organized effectively and efficiently. A safe medication management system addresses an organization's medication processes, which in many organizations includes the following (as applicable):

- a) Planning
- b) Selection and procurement
- c) Storage
- d) Ordering
- e) Preparing and dispensing
- f) Administration
- g) Monitoring
- h) Evaluation

Medication management is not only the responsibility of the pharmaceutical service but also of managers and health care practitioners. How this responsibility is shared depends on the hospital's structure and staffing. In those cases in which a pharmacy is not present, medications may be managed on each clinical unit according to hospital policy. In other cases, in which a large central pharmacy is present, the pharmacy may organize and control medications throughout the hospital. Effective medication management includes all parts of the hospital—inpatient, outpatient, and specialized units.

However medication is organized within the hospital, a qualified individual directly supervises the activities of the pharmacy or pharmaceutical service. The individual is trained and, if required, appropriately licensed and/or certified. Applicable laws and regulations are incorporated into the organizational structure and the operations of the medication management system used in the hospital.

To ensure efficient and effective medication management and use, the hospital conducts a systems review at least once a year. The annual review identifies how well the system is working by pulling together all information and experience related to medication management as identified in a) through h) above. The review allows hospitals to understand the need and priority of continued system improvements in quality and safety of medication use.

## Measurable Elements of MMU.1

- 1. A written document addressing items a) through h) of the intent as appropriate, identifies how medication use is organized and managed throughout the hospital. (*Also see* MMU.2.1, ME 1)
- 2. All settings, services, and individuals who manage medication processes are included in the organizational structure. (*Also see* MMU.2.1, ME 2)
- 3. A licensed pharmacist or other qualified individual directly supervises the activities of the pharmacy or pharmaceutical service. (*Also see* GLD.9, ME 1)
- 4. There is at least one documented review of the medication management system, addressing items a) through h) of the intent as appropriate, within the previous 12 months.
- 5. The pharmacy or pharmaceutical service and medication use comply with applicable laws and regulations. (*Also see* MMU.3, ME 2; MMU.5, ME 2; and GLD.2, ME 5)
- 6. Appropriate sources of drug information are readily available to those involved in medication use. (*Also see* QPS.3)

## Standard MMU.1.1

The hospital develops and implements a program for the prudent use of antibiotics based on the principle of antibiotic stewardship.

## Intent of MMU.1.1

The overuse and misuse of antibiotics has resulted in the growth of super-bugs that are increasingly resistant to available antibiotics. According to the US Centers for Disease Control and Prevention (CDC), drug-resistant bacteria cause 23,000 deaths and 2 million illnesses each year.<sup>1</sup> The Institute for Healthcare Improvement reported that 25,000 people die each year in Europe from antimicrobial resistance, and microbial resistance is growing in the Middle East, Africa, and Asia.<sup>2-4</sup> Some estimate that more than 700,000 deaths occur worldwide per year due to antibiotic resistance.<sup>5</sup>

In addition to resistance and the growth of super-bugs, there are often side effects and/or complications to antibiotic treatment, including acquiring *Clostridium difficile*, kidney or liver damage, hearing loss, hemolytic anemia, and other such complications. The proper use of antibiotics is important in the prevention of unnecessary complications due to improper antibiotic use.

Health care practitioners are contributing to the development of antimicrobial resistance in several ways. **For example**, continuing antibiotics when they are no longer necessary, using a broad spectrum antibiotic when it is not required or continuing the broad spectrum antibiotic unnecessarily after the sensitivity results are received, using the wrong antibiotic or prescribing the wrong dose, or continuing the prophylactic antibiotic after it is no longer recommended.

In order to reduce the development and spread of resistant bacteria and deliver better patient outcomes, hospitals must implement measures to ensure optimal use of antibiotics. (*Also see* PCI.6 and PCI.6.1) Implementation of an antibiotic stewardship program will help hospitals reach the goal of providing patients requiring antibiotic treatment with the right antibiotics, at the right time, at the right dose, and for the right duration.<sup>6</sup>

An antibiotic stewardship program may include the following elements: tracking patterns of antibiotic prescribing and resistance; informing staff on antibiotic use and resistance on a regular basis; and educating staff about optimal antibiotic use. It is imperative for the program to have the support of hospital leadership, which includes leadership's commitment to providing support that includes staffing, financial, evidence-based resources, and information technology to ensure an effective stewardship program. In addition to infection prevention and control professionals, the antibiotic stewardship program involves physicians, nurses, pharmacists, trainees, patients, families, and others.<sup>7</sup>

Tracking the effectiveness of the program is an important element of the success of the program. **Examples** of identifying effectiveness may include evidence of a decrease in the inappropriate use of antibiotics and multidrug-resistant organisms, documentation that prescribers are following accepted practice guidelines, and appropriate optimal use of prophylactic antibiotics. Successful tracking of the effectiveness of the program requires a mechanism for oversight. Oversight may include an individual, a small work group, a coordinating committee, a task force, or some other mechanism.

## Measurable Elements of MMU.1.1

- 1. The hospital develops and implements a program for antibiotic stewardship that involves infection prevention and control professionals, physicians, nurses, pharmacists, trainees, patients, families, and others. (*Also see* PCI.2, MEs 2 and 3)
- 2. The program is based on scientific evidence, accepted practice guidelines, and local laws and regulations. (*Also see* QPS.3 and GLD.2, ME 5)
- 3. The program includes guidelines for the optimal use of antibiotic therapy for treatment of infections, including the proper use of prophylactic antibiotic therapy. (*Also see* GLD.11.2)
- 4. There is a mechanism to oversee the program for antibiotic stewardship. (*Also see* MMU.2.1, ME 1)
- 5. The effectiveness of the antibiotic stewardship program is monitored.

---

## Selection and Procurement

---

### Standard MMU.2

Medications for prescribing or ordering are stocked, and there is a process for medications not stocked or normally available to the hospital or for times when the pharmacy is closed. ⑥

#### Intent of MMU.2

Every hospital must decide which medications to make available for prescribing and ordering by the health care practitioners. This decision is based on the hospital's mission, patient needs, and types of services provided. The hospital develops a list (often referred to as a formulary) of all the medications it stocks or that are readily available from outside sources. In some cases, laws and regulations may determine the medications on the list or the source of those medications. Medication selection is a collaborative process that includes patient need and safety as well as economics. Medications are occasionally out of stock due to delayed delivery, national shortages, or other reasons not anticipated through normal inventory control. There is a process to notify prescribers of the shortage and suggested substitutes.

On occasion, medications not stocked or readily available to the hospital are needed. There is a process to approve and procure such medications. Also, there are occasions when medications are needed during the night or when the pharmacy is closed. Each hospital needs to plan for these occurrences and educate staff on procedures to follow in the event they occur.

#### Measurable Elements of MMU.2

- 1. There is a list of medications stocked in the hospital or readily available from outside sources.
- 2. The process used to develop the list (unless determined by regulation or an authority outside the hospital) includes representation from all those who prescribe and manage medications in the hospital.
- 3. There is a process for obtaining medications during the night or when the pharmacy is closed. (*Also see MMU.3.2, ME 1*)

---

### Standard MMU.2.1

There is a method for overseeing the hospital's medication list and medication use.

#### Intent of MMU.2.1

The hospital has a method, such as designating a committee, to maintain and to monitor the medication list and to monitor the use of medications in the hospital; **for example**, monitoring the use of antibiotics. Those involved in the oversight of the list include health care practitioners involved in the ordering, dispensing, administering, and monitoring processes for medications. Decisions to add or to remove medications from the list are guided by criteria that include the indication for use, effectiveness, risks, and costs.

There is a process or mechanism to monitor patient response to newly added medications. **For example**, when the decision is made to add a new type of medication or a new class of drugs to the list, there is a process to collect, aggregate, and monitor data related to appropriateness of indication, how the drug is prescribed (dosage or route, **for example**), and any unanticipated adverse events or conditions associated with the new drug during the introductory period. The list is reviewed at least annually based on emerging safety and efficacy information and information on usage and adverse events.

**Measurable Elements of MMU.2.1**

- 1. There is a method for overseeing medication use in the hospital. (*Also see* MMU.1, ME 1 and MMU.1.1, ME 4)
- 2. Health care practitioners involved in ordering, dispensing, administering, and patient-monitoring processes are involved in evaluating and maintaining the medication list. (*Also see* MMU.1, ME 2)
- 3. Decisions to add or to remove medications from the list are guided by criteria.
- 4. When medications are newly added to the list, there is a process or mechanism to collect, aggregate and monitor data on how the drug is used and any unanticipated adverse events.
- 5. The list is reviewed at least annually based on safety and effectiveness of use information.

---

## **Storage**

---

**Standard MMU.3**

Medications are properly and safely stored. ⑥

**Intent of MMU.3**

Medications may be stored within a storage area, in a pharmacy or pharmaceutical service, or on the patient care units in unit pharmacies or the nursing station in the clinical unit. Standard MMU.1 provides the oversight mechanism for all locations where medications are stored. In all locations where medications are stored, the following is evident:

- Medications are stored under conditions suitable for product stability, including medications stored on individual patient care units and ambulances (as applicable). (*Also see* ACC.6, ME 4)
- Controlled substances are accurately accounted for according to applicable laws and regulations.
- Medications and chemicals used to prepare medications are accurately labeled with contents, expiration dates, and warnings.
- Concentrated electrolytes are not stored in care units unless clinically necessary, and when stored in care units there are safeguards in place to prevent inadvertent administration (scored at IPSPG.3.1).
- All medication storage areas, including medication storage areas on patient care units and ambulances (as applicable), are periodically inspected according to hospital policy to ensure that medications are stored properly. (*Also see* ACC.6, ME 4)
- Medications are protected from loss or theft throughout the hospital.

**Measurable Elements of MMU.3**

- 1. Medications are stored under conditions suitable for product stability, including medications stored on individual patient care units and ambulances (as applicable).
- 2. Controlled substances are accurately accounted for according to applicable laws and regulations. (*Also see* MMU.1, ME 5)
- 3. Medications and chemicals used to prepare medications are accurately labeled with contents, expiration dates, and warnings. (*Also see* FMS.5, ME 4)
- 4. All medication storage areas, including medication storage areas on patient care units and ambulances (as applicable), are periodically inspected to ensure that medications are stored properly.
- 5. Medications are protected from loss or theft throughout the hospital. (*Also see* FMS.4.1, ME 3)

## Standard MMU.3.1

There is a process for the management of medications and nutritional products that require special handling. (P)

### Intent of MMU.3.1

There are some types of medications and nutritional products that require special processes for labeling, storage, and control of use. **For example** radioactive medications pose a safety risk, medications brought in by the patient present challenges related to identification and storage and there are potential opportunities for abuse or misuse with sample medications and emergency medications. Certain nutritional products, such as mother's milk, may present challenges related to proper labeling and storage.

Written documentation of the medication or nutritional product addresses

- a) receipt;
- b) identification;
- c) labeling;
- d) storage; and
- e) control and distribution. (*Also see FMS.4.1*)

### Measurable Elements of MMU.3.1

- 1. The hospital establishes and implements a process that includes a) through e) of the intent, for nutrition products.
- 2. The hospital establishes and implements a process that includes a) through e) of the intent, for radioactive, investigational, and similar medications. (*Also see FMS.5, MEs 2 and 4*)
- 3. The hospital establishes and implements a process that includes a) through e) of the intent for sample medications. (*Also see MMU.6.2, ME 3*)
- 4. The hospital establishes and implements a process that includes a) through e) of the intent for medications brought in by the patient. (*Also see MMU.6.2, ME 2*)

## Standard MMU.3.2

Emergency medications are available, uniformly stored, monitored, and secure when stored out of the pharmacy. (P)

### Intent of MMU.3.2

When patient emergencies occur, quick access to appropriate emergency medications is critical. Each hospital plans the location of emergency medications and the medications to be supplied in these locations. **For example**, agents to reverse anesthesia are found in the operating theatres. Emergency cabinets, carts, bags, or boxes can be used for this purpose. Emergency medications are stored uniformly to facilitate quick access to the correct medications. **For example**, in each emergency cart in the hospital, the emergency medications are in the same drawer and the medications are laid out in the same manner within the drawer of each cart. This is particularly important for staff who may need to access an emergency medication from a cart they do not typically use. Storage of medications in pediatric emergency carts is different from adult emergency carts; however, the medications are stored uniformly within each type of cart.

To ensure access to emergency medications when needed, the hospital establishes a procedure or process to prevent abuse, theft, or loss of the medications. The process ensures that medications are replaced when used, damaged, or out of date. The hospital understands the balance between ready access and security for locations where emergency medications are stored. **For example**, if access to emergency medications requires a specific

individual(s) on the unit to unlock the emergency cart, and the individual(s) is unavailable, the medications are not readily accessible even though they may be secure. (Also see FMS.4.1)

### Measurable Elements of MMU.3.2

- 1. Emergency medications are available in the units where they will be needed or are readily accessible within the hospital to meet emergency needs. (Also see MMU.2, ME 3)
- 2. The hospital establishes and implements a process for how emergency medications are uniformly stored, maintained, and protected from loss or theft.
- 3. Emergency medications are monitored and replaced in a timely manner after use or when expired or damaged.

---

## Standard MMU.3.3

The hospital has a medication recall system. (P)

### Intent of MMU.3.3

The hospital has a process for identifying, retrieving, and returning, or safely and properly destroying, medications recalled by the manufacturer or supplier. There is a policy or procedure that addresses any use of or the destruction of medications known to be expired or outdated. An expired medication is one that is past the expiry date listed on the original packaging from the manufacturer. An outdated medication is one that is opened and is typically safe and effective to use for a short period of time after opening (shelf life). These outdated medications should be marked with a date of expiry based on when they were opened so that staff know the end date of use.

### Measurable Elements of MMU.3.3

- 1. There is a medication recall system in place.
- 2. The hospital establishes and implements a process for use of unopened, expired medications and outdated medications.
- 3. The hospital establishes and implements a process for the destruction of medications known to be expired or outdated.

---

## **Ordering and Transcribing**

---

## Standard MMU.4

Prescribing, ordering, and transcribing are guided by policies and procedures. (P)

### Intent of MMU.4

Safe prescribing, ordering, and transcribing are guided by hospital policies and procedures. Medical, nursing, pharmacy, and administrative staff collaborate to develop and to monitor the policies and procedures. Relevant staff are trained in correct prescribing, ordering, and transcribing practices. As illegible medication prescriptions or orders jeopardize patient safety and may delay treatment, the hospital addresses actions to reduce illegibility. A listing of all current medications is recorded in the patient's medical record and is available to the pharmacy, nurses, and physicians. The hospital establishes a process to compare the patient's list of medications taken prior to admission against the initial orders.



### Measurable Elements of MMU.4

- 1. The hospital establishes and implements a process for the safe prescribing, ordering, and transcribing of medications in the hospital. (*Also see* IPSPG.2 and COP.2.2)
- 2. The hospital establishes and implements a process for managing illegible prescriptions and orders, including measures to prevent continued occurrence. (*Also see* MOI.12, ME 3)
- 3. Staff are trained in correct prescribing, ordering, and transcribing processes.
- 4. The patient's medical records contain a list of current medications taken prior to admission or registration as an outpatient, and this information is made available to the patient's health care practitioners and the pharmacy as needed. (*Also see* ACC.3, MEs 2 and 3)
- 5. Initial medication orders are compared to the list of medications taken prior to admission, according to the hospital's established process. (*Also see* AOP.1, ME 4 and AOP.1.1, ME 1)

### Standard MMU.4.1

The hospital defines the elements of a complete order or prescription. (P)

#### Intent of MMU.4.1

To reduce the variation and improve patient safety, the hospital defines the required elements of a complete order or prescription. The elements addressed include at least the following, when appropriate to the order:

- a) The data necessary to accurately identify the patient<sup>8</sup> (*Also see* IPSPG.1)
- b) The essential elements of all orders or prescriptions
- c) When generic or brand names are acceptable or required
- d) Whether or when indications for use are required on medication orders, including PRN (pro re nata, or "as needed") orders
- e) The types of orders that are weight based or otherwise adjusted, such as for children, frail elderly, and other similar populations
- f) Rates of administration when intravenous infusions are ordered
- g) Other special orders such as titrating, tapering, or range orders



There are processes in place to manage

- medication orders that are incomplete, illegible, or unclear;
- precautions for ordering medications with look-alike or sound-alike names (*Also see* IPSPG.3)
- special types of orders, such as emergency, standing, or automatic stop, and any elements unique to such orders; and
- verbal, telephone, and text medication orders and the process to verify such orders (scored at IPSPG.2, MEs 1 and 2).

Thus, this standard sets hospitalwide expectations for medication orders. The processes are reflected in complete orders entered in the medical record, the pharmacy or dispensing unit receiving the information needed for dispensing, and the administration of the medication based on a complete order. (*Also see* COP.2.2 and MOI.9)

#### Measurable Elements of MMU.4.1

- 1. The required elements of complete medication orders or prescriptions include at least a) through g) identified in the intent as appropriate to the order.

- 2. The hospital develops and implements a process to manage medication orders that are incomplete, illegible, or unclear. (*Also see* MOI.12, ME 3)
- 3. The hospital develops and implements a process to manage special types of orders, such as emergency, standing, or automatic stop, and any elements unique to such orders. (*Also see* COP.2.2)
- 4. The hospital develops and implements a process to monitor the completeness and accuracy of medication orders and prescriptions.

## Standard MMU.4.2

The hospital identifies those qualified individuals permitted to prescribe or to order medications.

### Intent of MMU.4.2

Selecting a medication to treat a patient requires specific knowledge and experience. Each hospital is responsible for identifying those individuals with the requisite knowledge and experience and who are also permitted by licensure, certification, laws, or regulations to prescribe or to order medications. A hospital may place limits on prescribing or ordering by an individual, such as for controlled substances, chemotherapy agents, or radioactive and investigational medications. Individuals permitted to prescribe and to order medications are known to the pharmaceutical service or others who dispense medications. In emergency situations, the hospital identifies any additional individuals permitted to prescribe or to order medications. (*Also see* COP.2.2, SQE.10, and MOI.11)

### Measurable Elements of MMU.4.2

- 1. Only those permitted by the hospital and by relevant licensure, laws, and regulations prescribe or order medications. (*Also see* COP.2.2, ME 4 and MOI.11, ME 2)
- 2. The hospital establishes and implements a process to place limits, when appropriate, on the prescribing or ordering practices of individuals. (*Also see* SQE.12, ME 1)
- 3. Individuals permitted to prescribe and to order medications are known to the pharmaceutical service or others who dispense medications. (*Also see* SQE.10, ME 3)

## Standard MMU.4.3

Medications prescribed and administered are written in the patient's medical record.

### Intent of MMU.4.3

The medical record of each patient who receives medication contains a list of the medications prescribed or ordered for the patient and the dosage and times the medication was administered. Included are medications administered "as needed." If this information is recorded on a separate medication form, the form is inserted in the patient's medical record at discharge or transfer.

### Measurable Elements of MMU.4.3

- 1. Medications prescribed or ordered are recorded for each patient. (*Also see* COP.2.3, ME 1)
- 2. Medication administration is recorded for each dose.
- 3. Medication information is kept in the patient's medical record or inserted into his or her medical record at discharge or transfer. (*Also see* COP.2.2, ME 5)

## Preparing and Dispensing

### Standard MMU.5

Medications are prepared and dispensed in a safe and clean environment.

#### Intent of MMU.5

The pharmacy or pharmaceutical service and others with proper training and experience prepare and dispense medications in a clean and safe environment that complies with laws, regulations, and professional practice standards. The hospital identifies the standards of practice for a safe and clean preparation and dispensing environment.<sup>9-11</sup> **For example**, standards of practice can include how medication preparation areas are to be cleaned and when a mask should be worn or a laminar airflow hood should be used in the preparation of a medication. Medications stored and dispensed from areas outside the pharmacy (**for example**, patient care units) comply with the same safety and cleanliness measures. Staff preparing compounded sterile products (such as IVs and epidurals) or preparing medications using multi-dose vials, are trained in the principles of medication preparation and aseptic technique. Similarly, laminar airflow hoods are available and used when indicated by professional practices (**for example**, cytotoxic medications).

#### Measurable Elements of MMU.5

- 1. Medications are prepared and dispensed in clean, uncluttered, safe and functionally separate areas with appropriate medical equipment, and supplies. (*Also see* PCI.5, ME 3 and 4)
- 2. Medication preparation and dispensing adhere to laws, regulations, and professional standards of practice. (*Also see* MMU.1, ME 5)
- 3. Staff preparing sterile products or preparing medications using multi-dose vials are trained in the principles of medication preparation and aseptic techniques. (*Also see* MMU.5, MEs 3 and 4)

### Standard MMU.5.1

Medication prescriptions or orders are reviewed for appropriateness. ©

#### Intent of MMU.5.1

Good medication management includes two reviews of each prescription or order:

- The appropriateness of the medication for the patient and his or her clinical needs performed at the time the medication is prescribed or ordered
- The verification at the time of administration that the medication is exactly as ordered or prescribed (*see* MMU.6.1, ME 1)

The first review is conducted by someone other than the ordering individual, such as a licensed pharmacist, or other licensed professional, such as a nurse or physician, competent in the knowledge required for a full appropriateness review. Each prescription or order, newly prescribed or ordered, is reviewed for appropriateness, including a) through g) below. A new appropriateness review should be conducted when the dosage or other appropriateness factors noted below changes; **for example**, when new drugs are prescribed and therapeutic duplication may be an issue. The hospital defines what patient-specific information is required for the appropriateness review of the order or prescription.

The appropriateness review is conducted by those individuals competent to do so by virtue of education and training, as specified by privileging for licensed independent practitioners or demonstrated competency for nurses or other professionals, in the review process. This individual may be the pharmacist during the normal

operation hours of the pharmacy. The process to conduct an appropriateness review (the first review) for an order or prescription prior to dispensing includes evaluation by a trained professional of

- a) the appropriateness of the drug, dose, frequency, and route of administration;
- b) therapeutic duplication;
- c) real or potential allergies or sensitivities;
- d) real or potential interactions between the medication and other medications or food;
- e) variation from hospital criteria for use;
- f) patient's weight and other physiological information; and
- g) other contraindications.

Appropriateness reviews must be conducted even when circumstances are not ideal. **For example**, if the central pharmacy or a unit pharmacy is not open, and the drug will be dispensed from stock on the nursing unit, the appropriateness review may be conducted in conjunction with the verification review when the ordering individual will administer the medication and monitor the patient.

When the ordering individual is not available to administer the medication and monitor the patient, critical elements of the appropriateness review may be performed by other trained individuals for administration of the first dose of the medication. The entire appropriateness review must be performed by a licensed pharmacist, or other licensed professional, such as a nurse or physician, competent in the knowledge required for a full appropriateness review prior to administration of subsequent doses. Critical elements of an appropriateness review include at least the following:

- h) Allergies
- i) Lethal drug/drug interactions
- j) Weight-based dosaging
- k) Potential organ toxicity (**for example**, administration of potassium sparing diuretics in patients with renal failure)

The critical elements of the appropriateness review may be conducted by other licensed trained individuals during times when the pharmacy is not available. These individuals have documented training in conducting the critical elements of the appropriateness review and will be supported by reference materials, computer programs, and other resources. Thus, when a physician calls in a new medication order during the night for a patient, the trained individual will write down and read back the order and then conduct an appropriateness review for the identified critical elements. A second review will be required by a licensed pharmacist or other licensed professional, such as a nurse or physician competent in the knowledge required for a full appropriateness review, within 24 hours.

There may be circumstances in which the full appropriateness review is not practical, such as in an emergency or when the ordering physician is present for ordering, administering, and monitoring of the patient (**for example**, the operating theatre or the emergency department), or with oral, rectal, or injectable contrast in interventional radiology or diagnostic imaging where the medication is part of the procedure.

To facilitate review, there is a record (profile) for all medication administered to a patient except emergency medications and those administered as part of a procedure. This record may be kept in the pharmacy and/or be online for review when the pharmacy is closed. This information is essential to the appropriateness review.

When computer programs are used to cross-check drug/drug interactions and drug allergies, the programs are current and updated according to recommendations of the program manufacturers. In addition, when print reference materials are used, the most current versions of the materials are utilized.

### Measurable Elements of MMU.5.1

- 1. The hospital defines the patient-specific information required for an effective review process, and the source or availability of this information is available at all times when the pharmacy is open or closed.

- ❑ 2. Apart from exceptions identified in the intent, each prescription or order is reviewed for appropriateness by a licensed professional competent in the knowledge required to perform a full appropriateness review prior to dispensing and administration and includes elements a) through g) in the intent.
- ❑ 3. Individuals permitted to conduct appropriateness reviews are judged competent to do so and are provided resources to support the review process. (*Also see* SQE.14, ME 1)
- ❑ 4. When the designated licensed professional is not available to perform the full appropriateness review, a trained individual conducts a review of critical elements h) through k) in the intent for the first dose and a full appropriateness review is conducted by the designated licensed professional within 24 hours. (*Also see* SQE.5 ME 4; SQE.10, ME 3; SQE.14, ME 1; and SQE.16, ME 1)
- ❑ 5. Review is facilitated by a record (profile) for all patients receiving medications, and this record is available at all times when the pharmacy is open or closed. (*Also see* ACC.3, MEs 3 and 4)
- ❑ 6. Computer programs and print reference materials, when used to cross-check drugs for drug/drug interactions and allergies, are current and updated. (*Also see* QPS.3)

## Standard MMU.5.2

A system is used to safely dispense medications in the right dose to the right patient at the right time.

### Intent of MMU.5.2

Medication use has become increasingly complex, and medication errors are a major cause of preventable patient harm. A uniform system for dispensing and distributing medications can help reduce the risk of medication errors. The hospital dispenses medications in the most ready-to-administer form possible to minimize opportunities for error during distribution and administration. The issue of the most ready to administer form becomes crucial during emergent situations in which immediate administration of the medication is life-saving. **For example:** during resuscitation. The central pharmacy and other medication-distribution points throughout the hospital use the same system. The system supports accurate dispensing of medications in a timely manner.

When medications are prepared by someone different from the person administering the medication, the risk of a medication error is increased. Thus, when a medication is removed from its original packaging or prepared and dispensed in a different form/container—and not immediately administered—the medication must be labeled with the name of the medication, the dosage/concentration of the medication, the date of preparation, the date of expiration, and two patient identifiers. When medications are prepared for use during a surgical procedure in the operating theatre and unused portions are discarded immediately following the surgical procedure, the patient's name and expiration date may not be necessary.

### Measurable Elements of MMU.5.2

- ❑ 1. There is a uniform medication dispensing and distribution system in the hospital that complies with local and regional laws and regulations. (*Also see* GLD.2, ME 5)
- ❑ 2. Medications are dispensed in the most ready-to-administer form available. (*Also see* IPSPG.3.1, ME 2 and MMU.6.1)
- ❑ 3. The system supports accurate and timely dispensing and documentation of dispensing practices.
- ❑ 4. After preparation, medications not immediately administered are labeled with the name of the medication, the dosage/concentration, the date prepared, the expiration date, and two patient identifiers (*Also see* IPSPG.1, ME 2)

## **Administration**

### **Standard MMU.6**

The hospital identifies those qualified individuals permitted to administer medications.

#### **Intent of MMU.6**

Administering a medication to treat a patient requires specific knowledge and experience. Each hospital is responsible for identifying those individuals with the requisite knowledge and experience and who are also permitted by licensure, certification, laws, or regulations to administer medications. A hospital may place limits on medication administration by an individual, such as for controlled substances or radioactive and investigational medications. In emergency situations, the hospital identifies any additional individuals permitted to administer medications. (*Also see* SQE.10)

#### **Measurable Elements of MMU.6**

- 1. The hospital identifies those individuals, by job description or the privileging process, authorized to administer medications. (*Also see* SQE.3, ME 1 and SQE.10, ME 3)
- 2. Only those permitted by the hospital and by relevant licensure, laws, and regulations administer medications. (*Also see* SQE.10, ME 3; SQE.14, ME 1; and SQE.16, ME 1)
- 3. There is a process to place limits, when appropriate, on the medication administration of individuals. (*Also see* SQE.12, ME 3; SQE.14, ME 2; and SQE.16, ME 2)

### **Standard MMU.6.1**

Medication administration includes a process to verify the medication is correct based on the medication prescription or order.

#### **Intent of MMU.6.1**

The safe administration of medications includes verifying the

- medication with the prescription or order (*Also see* MMU.5.1);
- time and frequency of administration with the prescription or order;
- dosage amount with the prescription or order;
- route of administration with the prescription or order; and
- identity of the patient (scored at IPSP.1, ME 2).

The hospital defines the verification process to be used in administering medications. When the medication is prepared and dispensed on the patient care unit, the process of appropriateness review described in MMU.5.1 must also be carried out by a qualified individual. (*Also see* MMU.5.2, ME 2)

#### **Measurable Elements of MMU.6.1**

- 1. Medications are verified with the prescription or order. (*Also see* MMU.5.1)
- 2. The dosage amount of the medication is verified with the prescription or order.
- 3. The route of administration is verified with the prescription or order.
- 4. Patients are informed about the medications that they are going to be given and have an opportunity to ask questions. (*Also see* PFR.2, MEs 1 and 2)
- 5. Medications are administered on a timely basis.

- ❑ 6. Medications are administered as prescribed and noted in the patient's medical record. (*Also see COP.2.3, ME 1*)

---

## Standard MMU.6.2

Policies and procedures govern medications brought into the hospital for patient self-administration or as samples. (P)

### Intent of MMU.6.2

Overseeing medication use in a hospital requires an understanding of the sources and uses of medications that are not dispensed from the hospital pharmacy, such as medications brought in by the patient or family or medication samples. Medications brought into the hospital by the patient or his or her family are known to the patient's physician and noted in the patient's medical record. The self-administration of medications—either those brought into the hospital or those prescribed or ordered within the hospital—is known to the patient's physician and noted in the patient's medical record. The hospital controls the availability and has a process for how medication samples are managed, used, and documented.

### Measurable Elements of MMU.6.2

- ❑ 1. The hospital establishes and implements a process to govern patient self-administration of medications.
- ❑ 2. The hospital establishes and implements a process to govern the management, use, and documentation of any medications brought into the hospital for or by the patient. (*Also see MMU.3.1, ME 4*)
- ❑ 3. The hospital establishes and implements a process to govern the availability, management, use, and documentation of medication samples. (*Also see MMU.3.1, ME 3*)

---

## Monitoring

---

## Standard MMU.7

Medication effects on patients are monitored. (P)

### Intent of MMU.7

Patients, their physicians, nurses, and other health care practitioners work together to monitor patients on medications. The purposes of monitoring are to evaluate the medication's effect on the patient's symptoms or illness, as well as blood count, renal function, liver function, and other monitoring with select medications, and to evaluate the patient for adverse effects. Based on monitoring, the dosage or type of medication can be adjusted when needed. It is appropriate to closely monitor the patient's response to the first dose(s) of a medication new to the patient. Such monitoring is intended to identify the anticipated therapeutic response as well as allergic responses, unanticipated drug/drug interactions, or a change in the patient's equilibrium raising the risk of falls, among others.

Monitoring medication effects includes observing and documenting any adverse effects. The hospital has a policy that identifies all adverse effects that are to be recorded and those that must be reported. The hospital establishes a mechanism for reporting adverse events when required and the time frame for reporting.

### Measurable Elements of MMU.7

- ❑ 1. Medication effects on patients are monitored. (*Also see AOP.2, ME 1*)

- 2. Medication adverse effects on patients are monitored and documented.
- 3. The hospital has a process for recording in the patient medical record, adverse effects related to medication use and reporting adverse effects to the hospital. (Also see QPS.8)
- 4. Adverse effects are documented in the patient's medical record as identified.
- 5. Adverse effects are reported as identified by the process in the time frame required.

## Standard MMU.7.1

The hospital establishes and implements a process for reporting and acting on medication errors and near misses. (P)

### Intent of MMU.7.1

The hospital has a process to identify and to report medication errors and near misses. The process includes defining a *medication error* and *near miss*, using a standardized format for reporting, and educating staff on the process and importance of reporting. Definitions and processes are developed through a collaborative process that includes all those involved in the different steps in medication management. The reporting process is part of the hospital's quality and patient safety program. The reports are directed to one or more individuals who are accountable for taking action. The program focuses on preventing medication errors through understanding the types of errors that occur in the hospital and in other organizations and why near misses occur. (Also see IPSP.3) Improvements in medication processes and staff training are used to prevent errors in the future.<sup>12</sup> The pharmacy participates in such staff training.

### Measurable Elements of MMU.7.1

- 1. The hospital establishes a definition for a medication error and near miss. (Also see QPS.9, ME 1)
- 2. The hospital establishes and implements a process for reporting and acting on medication errors and near misses. (Also see QPS.8 and QPS.9, ME 2)
- 3. Those accountable for taking action on the reports are identified.
- 4. The hospital uses medication errors and near misses reporting information to improve medication use processes. (Also see QPS.9, ME 4)

### References

1. US Centers for Disease Control and Prevention. Antibiotic Resistance Threats in the United States, 2013. (Updated: Jul 17, 2015.) Accessed Sep 8, 2016. <http://www.cdc.gov/drugresistance/threat-report-2013/>.
2. Habibzadeh F. Use and misuse of antibiotics in the Middle East. *Lancet*. 2013 Nov;382:1. Accessed Sep 8, 2016. [http://www.thelancet.com/pb/assets/raw/Lancet/global-health/middle-east/Nov13\\_MiddleEastEd.pdf?elsca1=220713&elsca2=MIDDLEEADTED&elsca3=segment](http://www.thelancet.com/pb/assets/raw/Lancet/global-health/middle-east/Nov13_MiddleEastEd.pdf?elsca1=220713&elsca2=MIDDLEEADTED&elsca3=segment).
3. Ndihokubwayo JB, et al. WHO, Regional Office for Africa. Antimicrobial resistance in the African Region: Issues, challenges and actions proposed. *African Health Monitor*. 2013 Mar. Accessed Sep 8, 2016. <https://www.who.int/en/ahm/issue/16/reports/antimicrobial-resistance-african-region-issues-challenges-and-actions-proposed>.
4. World Health Organization. Central Asian and Eastern European Surveillance of Antimicrobial Resistance. Annual Report 2014. 2015. Accessed Sep 8, 2016. <http://www.euro.who.int/en/health-topics/disease-prevention/antimicrobial-resistance/publications/2015/central-asian-and-eastern-european-surveillance-of-antimicrobial-resistance.-annual-report-2014>.
5. Review on Antimicrobial Resistance. Antimicrobial Resistance: Tackling a Crisis for the Health and Wealth of Nations. 2014. Accessed Sep 8, 2016. [https://amr-review.org/sites/default/files/AMR%20Review%20Paper%20-%20Tackling%20a%20crisis%20for%20the%20health%20and%20wealth%20of%20nations\\_1.pdf](https://amr-review.org/sites/default/files/AMR%20Review%20Paper%20-%20Tackling%20a%20crisis%20for%20the%20health%20and%20wealth%20of%20nations_1.pdf).



6. National Quality Forum. National Quality Partners Playbook: Antibiotic Stewardship in Acute Care. A Practical Playbook. May 2016. Accessed Nov 11, 2016. [http://www.qualityforum.org/Publications/2016/05/National\\_Quality\\_Partners\\_Playbook\\_\\_Antibiotic\\_Stewardship\\_in\\_Acute\\_Care.aspx](http://www.qualityforum.org/Publications/2016/05/National_Quality_Partners_Playbook__Antibiotic_Stewardship_in_Acute_Care.aspx).
7. Centers for Disease Control and Prevention. Core Elements of Hospital Antibiotic Stewardship Programs. 2016. Accessed Nov 11, 2016. <http://www.cdc.gov/getsmart/healthcare/implementation/core-elements.html>.
8. The Joint Commission. Temporary names put newborns at risk. *Quick Safety*. 2015 Oct;17:1–2.
9. Dolan S, et al. APIC position paper: Safe injection, infusion, and medication vial practices in health care. *Am J Infect Control*. Epub 2016 May 13.
10. Institute for Safe Medication Practices. ISMP Guidelines for Safe Preparation of Compounded Sterile Preparations. 2013. (Revised: 2016.) Accessed Nov 11, 2016. <http://www.ismp.org/Tools/guidelines/IVSummit/IVCGuidelines.pdf>.
11. The Joint Commission. Preventing infection from the misuse of vials. *Sentinel Event Alert*. 2014 Jun;52:1–6. Accessed Nov 13, 2016. [https://www.jointcommission.org/sea\\_issue\\_52/](https://www.jointcommission.org/sea_issue_52/).
12. Agency for Healthcare Research and Quality Patient Safety Network. Patient Safety Primer: Medication Errors. (Updated: Mar 15, 2016.). Accessed Nov 13, 2016. <http://psnet.ahrq.gov/primer.aspx?primerID=23>.





# Patient and Family Education (PFE)

---

## Overview

Patient and family education helps patients better understand and participate in their care and make well informed care decisions. Many different staff in the organization contribute to the process of educating patients and families. Education takes place when the patient interacts with his or her health care practitioner on the multidisciplinary team. Patient education begins as the patient enters the health care facility and continues throughout the entire hospitalization, often past discharge. Physicians and nurses may begin the process while others provide education as they deliver specific services, such as rehabilitation or nutrition therapy, or prepare the patient for discharge and continuing care. Because many staff help educate patients and families, it is important that staff members coordinate their activities and focus on what patients need to learn. It is essential that this information is shared among the multidisciplinary health care team so each member is aware of what education has been provided, what education needs continued reinforcement, and what education is yet to be delivered.

Effective education thus begins with an assessment of the patient's and family's learning needs. This assessment determines not only what the patient and family unit needs to learn but how the learning can best occur. Learning is most effective when it meets an individual's learning preferences, religious and cultural values, and reading and language skills. Learning is also affected by when it occurs throughout the care process.

Education includes the knowledge needed by the multidisciplinary team during the care process and transferred to the patient, but also the knowledge needed after the patient is discharged to another care site or home. Thus, education can include information on community resources for additional care and required follow-up care and how to access emergency services if necessary. Effective patient and family education needs to be available in various formats to meet the education needs of the patient population.

## Standards

The following is a list of all standards for this function. They are presented here for your convenience without their intent statements or measurable elements. For more information about these standards, please see the next section in this chapter, Standards, Intents, and Measurable Elements.

- PFE.1** The hospital provides education that supports patient and family participation in care decisions and care processes.
- PFE.2** Each patient's educational needs are assessed and recorded in his or her medical record.
  - PFE.2.1** The patient's and family's ability to learn and willingness to learn are assessed.
- PFE.3** Education methods take into account the patient's and family's values and preferences and allow sufficient interaction among the patient, family, and staff for learning to occur.
- PFE.4** Health care practitioners caring for the patient collaborate to provide education.

# Standards, Intents, and Measurable Elements

## Standard PFE.1

The hospital provides education that supports patient and family participation in care decisions and care processes.

### Intent of PFE.1

Hospitals educate patients and families so that they have the knowledge and skills to participate in the patient care processes and care decisions. (*Also see* PFR.2) Each hospital builds education into care processes based on its mission, services provided, and patient population. Education is planned to ensure that every patient is offered the education he or she requires. The hospital chooses how it organizes its educational resources in an efficient and effective manner. Thus, the hospital may choose to appoint an education coordinator or education committee, create an education service, or simply work with all staff to provide education in a coordinated manner.

### Measurable Elements of PFE.1

- 1. The hospital plans education consistent with its mission, services, and patient population. (*Also see* ACC.4.1)
- 2. There is an established structure or mechanism for education throughout the hospital.
- 3. The education structure and resources are organized in an effective manner.

## Standard PFE.2

Each patient's educational needs are assessed and recorded in his or her medical record.

### Intent of PFE.2

Education focuses on the specific knowledge and skills the patient and family will need to make care decisions, participate in their care, and continue care at home. This is in contrast to the general flow of information between staff and the patient that is informative but not of an educational nature.

To understand the educational needs of each patient and his or her family, there is an assessment process that identifies the types of surgeries, other invasive procedures and treatments planned, the accompanying nursing needs, and the continuing care needs following discharge. This assessment permits the patient's caregivers to plan and to deliver the needed education.

Education by hospital staff is provided to patients and families to support decisions in the care process. (*Also see* PFE.2) Education provided as part of the process of obtaining informed consent for treatment (**for example**, for surgery and anesthesia) is documented in the patient's medical record. (*Also see* PFR.5.3, ME 1) In addition, when a patient or family directly participates in providing care (**for example**, changing dressings, feeding the patient, administering medications and treatments), they need to be educated.

Once the educational needs are identified, they are recorded in the patient's medical record. This helps all of the patient's caregivers participate in the education process. Each hospital decides the location and format for documenting educational assessment, planning, and delivery of information in the patient's medical record.

### Measurable Elements of PFE.2

- 1. The educational needs of the patient and family are assessed.
- 2. Educational needs assessment findings are recorded in the patient's medical record.

3. There is uniform recording of patient education by all staff. (*Also see* MOI.9, ME 3)

---

## Standard PFE.2.1

The patient's and family's ability to learn and willingness to learn are assessed.

### Intent of PFE.2.1

Knowledge and skill strengths and deficits are identified and used to plan the education. There are many patient variables that determine if the patient and family are willing and capable to learn. (*Also see* PFR.1.1)

Thus, to plan the education, the hospital must assess

- the patient's and family's literacy, including health care literacy, educational level, and language;
- emotional barriers and motivations; and
- physical and cognitive limitations.

### Measurable Elements of PFE.2.1

- 1. The patient's literacy, including health care literacy, educational level, and language, are assessed.
- 2. The patient's emotional barriers and motivations are assessed.
- 3. The patient's physical and cognitive limitations are assessed.
- 4. The assessment findings are used to plan the education.

---

## Standard PFE.3

Education methods take into account the patient's and family's values and preferences and allow sufficient interaction among the patient, family, and staff for learning to occur.

### Intent of PFE.3

Learning occurs when attention is paid to the methods used to educate patients and families. Understanding patients and families helps the hospital select educators and educational methods consistent with the patients' and families' values and preferences and to identify the families' roles and the instruction method. Patients and their families are encouraged to participate in the care process by speaking up and asking staff questions to ensure correct understanding and anticipated participation. Staff recognize the important role patients play in the provision of safe, high-quality care. The opportunity for interaction among staff, the patient, and his or her family permits feedback to ensure that the information is understood, useful, and usable. The hospital decides when and how verbal education is reinforced with written materials to enhance understanding and to provide a future educational reference.

### Measurable Elements of PFE.3

- 1. The education process takes into account the patient and family's values and learning preferences. (*Also see* PFR.1.2, ME 2)
- 2. There is a process to verify that patients and families receive and understand the education provided.
- 3. Those who provide education encourage patients and their families to ask questions and to speak up as active participants.
- 4. Verbal information is reinforced with written material that is related to the patient's needs and consistent with the patient's and family's learning preferences.

---

## Standard PFE.4

Health care practitioners caring for the patient collaborate to provide education.

### Intent of PFE.4

When health care practitioners understand one another's contributions to patient education, they can collaborate more effectively. Collaboration, in turn, helps ensure that the information patients and families receive is comprehensive, consistent, and as effective as possible. Collaboration is based on the patient's needs and therefore may not always be necessary. Knowledge of the subject matter, available adequate time, and ability to communicate effectively are important considerations in effective education. (*Also see COP.2.1*)

### Measurable Elements of PFE.4

- 1. Patient and family education is provided collaboratively when indicated.
- 2. Those who provide education have the subject knowledge to do so. (*Also see ASC.5.1, ME 3 and ASC.7.1, ME 3*)
- 3. Those who provide education have adequate time to do so.
- 4. Those who provide education have the communication skills to do so.

# Section III: Health Care Organization Management Standards

**Section III: Health Care Organization Management Standards**



# Quality Improvement and Patient Safety (QPS)

## Overview

It is essential that organizations have a framework to support ongoing quality improvement and patient safety. This chapter describes a comprehensive approach to quality improvement and patient safety that impacts all aspects of the facility's operation. This approach includes

- department-level input and participation into the quality improvement and patient safety program;
- use of objective, validated data to measure how well processes work;
- effectively using data and benchmarks to focus the program; and
- implementing and sustaining changes that result in improvement.

Both quality improvement and patient safety programs

- are leadership driven;
- seek to change the culture of an organization;
- proactively identify and reduce variation;
- use data to focus on priority issues; and
- seek to demonstrate sustainable improvements.

Quality and safety are rooted in the daily work of all staff at the facility. As clinical staff assess patient needs and provide care, this chapter can help them understand how to make real improvements that help patients and reduce risks. Similarly, nonclinical staff can apply the standards to their daily work to understand how processes can be more efficient, resources can be used more wisely, and physical risks can be reduced.

These international accreditation standards address the full spectrum of activities of a health care organization, including the framework for improving those activities and reducing the risks associated with variation in processes.

Thus, the framework presented in these standards is suitable for a wide variety of structured programs and less formal approaches to quality improvement and patient safety. This framework can also incorporate traditional measurement programs, such as those related to unanticipated events (risk management) and resource use (*utilization management*).

Over time, organizations that follow this framework will

- develop greater leadership support for an organizationwide program;
- train and involve more staff;
- set clearer priorities for what to measure;
- base decisions on measurement data; and
- make improvements based on comparison to other organizations, nationally and internationally.

**Note:** Some standards require the hospital to have a written policy, procedure, program, or other written document for specific processes. Those standards are indicated by a © icon after the standard text.

## Standards

The following is a list of all standards for this function. They are presented here for your convenience without their intent statements or measurable elements. For more information about these standards, please see the next section in this chapter, Standards, Intents, and Measurable Elements.

### Management of Quality and Patient Safety Activities

**QPS.1** A qualified individual guides the implementation of the hospital's program for quality improvement and patient safety and manages the activities needed to carry out an effective program of continuous quality improvement and patient safety within the hospital. (P)

### Measure Selection and Data Collection

**QPS.2** Quality and patient safety program staff support the measure selection process throughout the hospital and provide coordination and integration of measurement activities throughout the hospital.

**QPS.3** The quality and patient safety program uses current scientific and other information to support patient care, health professional education, clinical research, and management.

### Analysis and Validation of Measurement Data

**QPS.4** The quality and patient safety program includes the aggregation and analysis of data to support patient care, hospital management, and the quality management program and participation in external databases.

**QPS.4.1** Individuals with appropriate experience, knowledge, and skills systematically aggregate and analyze data in the hospital.

**QPS.5** The data analysis process includes at least one determination per year of the impact of hospitalwide priority improvements on cost and efficiency.

**QPS.6** The hospital uses an internal process to validate data. (P)

**QPS.7** The hospital uses a defined process for identifying and managing sentinel events. (P)

**QPS.8** Data are always analyzed when undesirable trends and variation are evident from the data. (P)

**QPS.9** The organization uses a defined process for the identification and analysis of near-miss events. 

### Gaining and Sustaining Improvement

**QPS.10** Improvement in quality and safety is achieved and sustained.

**QPS.11** An ongoing program of risk management is used to identify and to proactively reduce unanticipated adverse events and other safety risks to patients and staff. (P)

## Standards, Intents, and Measurable Elements

**Note:** In all QPS standards, *leaders* are individuals and *leadership* is the collective group. Accountabilities are described at the individual or collective level. (Also see the "Governance, Leadership, and Direction" [GLD] chapter for other related requirements.)

---

### **Management of Quality and Patient Safety Activities**

---

The overall program for quality and patient safety in a hospital is approved by the governing entity (*see* GLD.2), with the hospital's leadership defining the structure and allocating resources required to implement

the program (*see* GLD.4). Leadership also identifies the hospital's overall priorities for measurement and improvement (*see* GLD.5), with the department/service leaders identifying the priorities for measurement and improvement within their department/service (*see* GLD.11 and GLD.11.1).

The standards in this QPS chapter identify the structure, leadership, and activities to support the data collection, data analysis, and *quality improvement* for the identified priorities—hospitalwide, as well as department- and service-specific. This includes the collection and analysis on, and the response to, hospitalwide sentinel events, adverse events, and near-miss events. The standards also describe the central role of coordinating all the quality improvement and patient safety initiatives in the hospital and providing guidance and direction for staff training and communication of quality and patient safety information. The standards do not identify an organizational structure, such as a department, as this is up to each hospital to determine.

## Standard QPS.1

A qualified individual(s) guides the implementation of the hospital's program for quality improvement and patient safety and manages the activities needed to carry out an effective program of continuous quality improvement and patient safety within the hospital. ©

### Intent of QPS.1

The continuous improvement in quality and patient safety in a hospital requires a well-implemented program. While the governing entity approves the program and leadership provides resources to implement the program, it takes daily capable guidance and management to carry out the program and make continuous improvement part of the fabric of how the hospital meets its mission and strategic priorities. (*Also see* GLD.4)

One or more qualified individuals see that the program is put into operation. This takes knowledge and experience in the many facets of *data* collection, data validation, and data analysis, and in implementing sustainable improvements. The individual(s) with oversight for the quality program also selects quality program staff with those capabilities needed for the program. At times, some of the key quality individuals may be located within a department/service in the hospital. These individuals need to be supported with information and assistance. The quality program staff also understand how to take the hospitalwide priorities and the department/service-level priorities and turn them into a coordinated overall program. The quality program staff coordinate and organize like measures throughout the organization and provide support with measurement activities related to hospital priorities.

Training and communication are also essential. The quality program staff help to support data collection throughout the hospital by assisting with data collection issues such as creating forms to collect data, identifying which data to collect, and how to validate data. Staff throughout the hospital may need assistance in data validation and analysis, implementing improvements, and evaluating if the improvements were sustained. The quality program staff are thus constantly involved in training and communicating quality and patient safety issues throughout the hospital.<sup>1-4</sup> (*Also see* GLD.9)

### Measurable Elements of QPS.1

- ❑ 1. An individual(s) who is experienced in the methods and processes of improvement is selected to guide the implementation of the hospital's quality and patient safety program.
- ❑ 2. The individual(s) with oversight for the quality program selects and supports qualified staff for the program and supports those staff with quality and patient safety responsibilities throughout the hospital. (*Also see* SQE.1, ME 2)
- ❑ 3. The quality program provides support and coordination to department/service leaders for like measures across the hospital and for the hospital's priorities for improvement. (*Also see* GLD.11)

- 4. The quality program implements a training program for all staff that is consistent with staff's roles in the quality improvement and patient safety program. (*Also see* SQE.14.1, ME 1 and SQE.16.1, ME 1)
- 5. The quality program is responsible for the regular communication of quality issues to all staff. (*Also see* GLD.4.1, ME 3)

---

## **Measure Selection and Data Collection**

---

### **Standard QPS.2**

Quality and patient safety program staff support the measure selection process throughout the hospital and provide coordination and integration of measurement activities throughout the hospital.

#### **Intent of QPS.2**

Measure selection is a leadership responsibility. GLD.5 describes how the leadership of the hospital decides the priority areas to measure for the entire hospital, and GLD.11 and GLD.11.1 describe the measure selection process for each department/service. All departments and services—clinical and managerial—select measures related to their priorities. It can be anticipated that in large hospitals, there is some opportunity for similar measures to be selected in more than one department. **For example**, the pharmacy, infection control, and infectious disease departments/services may each set priorities related to reducing antibiotic use in the hospital. The quality and patient safety program described in these QPS standards plays an important role in helping these departments/services agree on a common measurement approach and facilitates the data collection of the measure(s) selected. The quality and patient safety program is also in the position to integrate all measurement activities in the hospital, including measurement of the safety culture and adverse event reporting systems. This integration of all the measurement systems will provide the opportunity for integrated solutions and improvements.<sup>3-5</sup> (*Also see* GLD.4)

#### **Measurable Elements of QPS.2**

- 1. The quality and patient safety program supports the selection of measures throughout the hospital at the hospitalwide level and at the hospital department or service level.
- 2. The quality and patient safety program provides coordination and integration of measurement activities throughout the hospital.
- 3. The quality and patient safety program provides for the integration of event reporting systems, safety culture measures, and others to facilitate integrated solutions and improvements.
- 4. The quality and patient safety program tracks the progress on the planned collection of measure data for the priorities selected.

---

### **Standard QPS.3**

The quality and patient safety program uses current scientific and other information to support patient care, health professional education, clinical research, and management.

#### **Intent of QPS.3**

Health care practitioners, researchers, educators, and managers often need information to assist with their responsibilities. Such information may include scientific and management literature, clinical practice guidelines, research findings, and educational methodologies. The Internet, print materials in a library, online

search sources, and personal materials are all valuable sources of current information. (*Also see* MMU.1, ME 6; MMU.5.1, ME 6; PCI.3, ME 1; GLD.7; GLD.11.2; and FMS.5.1, ME 3)

### Measurable Elements of QPS.3

- 1. Current scientific and other information supports patient care.
- 2. Current scientific and other information supports clinical education.
- 3. Current scientific and other information supports research.
- 4. Current professional and other information supports management.
- 5. Information is provided in a time frame that meets user expectations.

---

## **Analysis and Validation of Measurement Data**

---

### Standard QPS.4

The quality and patient safety program includes the aggregation and analysis of data to support patient care, hospital management, and the quality management program and participation in external databases.

#### Intent of QPS.4

The quality and patient safety program collects and analyzes aggregate data to support patient care and hospital management. Aggregate data provide a profile of the hospital over time and allow the comparison of the hospital's performance with other organizations, particularly on the hospitalwide measures selected by leadership. Thus, aggregate data are an important part of the hospital's performance improvement activities. In particular, aggregate data from risk management, utility system management, infection prevention and control, and utilization review can help the hospital understand its current performance and identify opportunities for improvement. External databases also are valuable in the ongoing monitoring of professional practice as described in SQE.11.

By participating in external databases, a hospital can compare itself to that of other similar hospitals locally, nationally, and internationally. Comparison is an effective tool for identifying opportunities for improvement and documenting the hospital's performance level. Health care networks and those purchasing or paying for health care often ask for such information. External databases vary widely from insurance databases to those maintained by professional societies. Hospitals may be required by laws or regulations to contribute to some external databases. In all cases, the security and confidentiality of data and information are maintained.

### Measurable Elements of QPS.4

- 1. The quality and patient safety program has a process to aggregate data.
- 2. Aggregate data and information support patient care, hospital management, professional practice review, and the overall quality and patient safety program. (*Also see* SQE.11, ME 2 and MOI.5, MEs 1 and 4)
- 3. Aggregate data and information are provided to agencies outside the hospital when required by laws or regulations.
- 4. There is a process to contribute to and learn from external databases for comparison purposes. (*Also see* PCI.6 and PCI.6.1)
- 5. Security and confidentiality are maintained when contributing to or using external databases. (*Also see* MOI.2)

## Standard QPS.4.1

Individuals with appropriate experience, knowledge, and skills systematically aggregate and analyze data in the hospital.

### Intent of QPS.4.1

To reach conclusions and to make decisions, data must be aggregated, analyzed, and transformed into useful information. Data analysis involves individuals who understand information management, have skills in data aggregation methods, and know how to use various statistical tools. Results of data analysis need to be reported to those individuals responsible for the process or outcome being measured and who can take action on the results. These individuals may be clinical, managerial, or a combination. Thus, data analysis provides continuous feedback of quality management information to help those individuals make decisions and continuously improve clinical and managerial processes.

Understanding statistical techniques is helpful in data analysis, particularly in interpreting variation and deciding where improvement needs to occur. Run charts, control charts, histograms, and Pareto charts are examples of statistical tools useful in understanding trends and variation in health care.

The quality program participates in the determination of how often data are aggregated and analyzed. The frequency of this process depends on the activity or area being measured and the frequency of the measurement. **For example**, clinical laboratory quality control data may be analyzed weekly to meet local regulations, and patient fall data may be analyzed monthly if falls are infrequent. Thus, aggregation of data at points in time enables the hospital to judge a particular process's stability or a particular outcome's predictability in relation to expectations.

The goal of data analysis is to be able to compare a hospital in four ways:

- 1) With itself over time, such as month to month, or one year to the next
- 2) With other similar organizations, such as through reference databases
- 3) With standards, such as those set by accrediting and professional bodies or those set by laws or regulations
- 4) With recognized desirable practices identified in the literature as best or better practices or practice guidelines

These comparisons help the hospital understand the source and nature of undesirable change and help focus improvement efforts. (*Also see* GLD.5)

### Measurable Elements of QPS.4.1

- 1. Data are aggregated, analyzed, and transformed into useful information to identify opportunities for improvement. (*Also see* PCI.6, ME 2)
- 2. Individuals with appropriate clinical or managerial experience, knowledge, and skills participate in the process.
- 3. Statistical tools and techniques are used in the analysis process when suitable.
- 4. The frequency of data analysis is appropriate to the process or outcome being studied. (*Also see* QPS.8)
- 5. Results of analysis are reported to those accountable for taking action. (*Also see* GLD.1.2, ME 2)
- 6. Data analysis supports comparisons internally over time, including comparisons with databases of like organizations, with best practices, and with objective scientific professional sources. (*Also see* PCI.6.1, ME 2)

## Standard QPS.5

The data analysis process includes at least one determination per year of the impact of hospitalwide priority improvements on cost and efficiency.

### Intent of QPS.5

The quality and patient safety program includes an analysis of the impact of priority improvements as supported by leadership (*see* GLD.5, ME 4). **For example**, there is evidence to support that the use of clinical practice guidelines to standardize care has a significant impact on efficiency of care and a reduction in the length of stay, which ultimately reduces costs. The quality and patient safety program staff develop tools to evaluate the use of resources for the existing process and then reevaluate the use of resources for the improved process. The resources may be human (**for example**, time devoted to each step in a process) or may involve the use of technology or other resources. The analysis will provide useful information on which improvements impact efficiency and therefore cost.<sup>6-8</sup>

### Measurable Elements of QPS.5

- 1. Data on the amount and type of resource use are collected on at least one hospitalwide priority improvement project per year before and following the improvement.
- 2. The quality and patient safety program staff work with other units such as human resources, information technology, and finance in deciding which data are to be collected.
- 3. The results of the analysis are used to refine the process and are reported through the quality coordination mechanism to leadership.

## Standard QPS.6

The hospital uses an internal process to validate data. (P)

### Intent of QPS.6

A quality improvement program is only as valid as the data that are collected. If data are flawed, quality improvement efforts will be ineffective. The reliability and validity of measurements are thus at the core of all improvements. To ensure that good, useful data have been collected, an internal or external data validation process needs to be in place. Data validation is most important when

- a) a new measure is implemented (in particular, those clinical measures that are intended to help a hospital evaluate and improve an important clinical process or outcome);
- b) data will be made public on the hospital's website or in other ways;
- c) a change has been made to an existing measure, such as the data collection tools have changed or the data abstraction process or abstractor has changed;
- d) the data resulting from an existing measure have changed in an unexplainable way;
- e) the data source has changed, such as when part of the patient medical record has been turned into an electronic format and thus the data source is now both electronic and paper; or
- f) the subject of the data collection has changed, such as changes in average age of patients, comorbidities, research protocol alterations, new practice guidelines implemented, or new technologies and treatment methodologies introduced.

Data validation is an important tool for understanding the quality of the data and for establishing the level of confidence decision makers can have in the data. Data validation becomes one of the steps in the process of setting priorities for measurement, selecting what is to be measured, extracting or collecting the data, analyzing the data, and using the findings for improvement.<sup>9-11</sup>

When a hospital publishes data on clinical outcomes, patient safety, or other areas, or in other ways makes data public, such as on the hospital's website, the hospital has an ethical obligation to provide the public with accurate information. Hospital leadership is accountable for ensuring that the data are valid. Reliability and validity of measurement and quality of data can be established through the hospital's internal data validation process or, alternatively, can be judged by an independent third party, such as an external company contracted by the hospital. (*Also see* GLD.6)

### Measurable Elements of QPS.6

- 1. Data validation is used by the quality program as a component of the improvement process selected by leadership.
- 2. Data are validated when any of the conditions noted in a) through f) in the intent are met.
- 3. An established methodology for data validation is used.
- 4. Hospital leadership assumes accountability for the validity of the quality and outcome data made public. (*Also see* GLD.3.1, ME 3)

## Standard QPS.7

The hospital uses a defined process for identifying and managing sentinel events. (P)

### Intent of QPS.7

A *sentinel event* is an unanticipated occurrence involving death or serious physical or psychological injury. Serious physical injury specifically includes loss of limb or function. Such events are called sentinel because they signal the need for immediate investigation and response. Each hospital establishes an operational definition of a sentinel event that includes at least

- a) an unanticipated death, including, but not limited to,
  - death that is unrelated to the natural course of the patient's illness or underlying condition (**for example**, death from a postoperative infection or a hospital-acquired pulmonary embolism);
  - death of a full-term infant; and
  - suicide;
- b) major permanent loss of function unrelated to the patient's natural course of illness or underlying condition;
- c) wrong-site, wrong-procedure, wrong-patient surgery;
- d) transmission of a chronic or fatal disease or illness as a result of infusing blood or blood products or transplanting contaminated organs or tissues;
- e) infant abduction or an infant sent home with the wrong parents; and
- f) rape, workplace violence such as assault (leading to death or permanent loss of function); or homicide (willful killing) of a patient, staff member, practitioner, medical student, trainee, visitor, or vendor while on hospital property. (*Also see* SQE.8.2)

The hospital's definition of a sentinel event includes a) through f) above and may include other events as required by laws or regulations or viewed by the hospital as appropriate to add to its list of sentinel events. All events that meet the definition of sentinel event must be assessed by performing a credible root cause analysis. Accurate details of the event are essential to a credible root cause analysis, thus the root cause analysis needs to be performed as soon after the event as possible. The analysis and action plan is completed within 45 days of the event or becoming aware of the event. The goal of performing a root cause analysis is for the hospital to better understand the origins of the event. When the root cause analysis reveals that systems improvements or other actions can prevent or reduce the risk of such sentinel events recurring, the hospital redesigns the processes and takes whatever other actions are appropriate to do so.<sup>12-14</sup> (*Also see* IPSG.3)



It is important to note that the terms *sentinel event* and *medical error* are not synonymous. Not all errors result in a sentinel event, nor does a sentinel event occur only as a result of an error. Identifying an incident as a sentinel event is not an indicator of legal liability. (*Also see* QPS.11 and GLD.4.1, ME 2)

### Measurable Elements of QPS.7

- 1. Hospital leadership has established a definition of a sentinel event that at least includes a) through f) found in the intent.
- 2. The hospital completes a root cause analysis of all sentinel events and in a time period specified by hospital leadership that does not exceed 45 days from the date of the event or when made aware of the event.
- 3. The root cause analysis identifies the origins of the event that may lead to improvements and/or actions to prevent or reduce the risk of the sentinel event recurring.
- 4. Hospital leadership takes action on the results of the root cause analysis.

### Standard QPS.8

Data are always analyzed when undesirable trends and variation are evident from the data. (P)

#### Intent of QPS.8

The hospital collects data on diverse and different areas of patient care services periodically. In order to do so there must be reliable mechanisms of reporting outcomes to ensure quality services. Those that pose patient safety risk are identified and monitored. Data collection should be sufficient to detect trends and patterns and will vary depending on the service frequency and/or the risk for patients. (*Also see* MMU.7.1; QPS.4.1, ME 4; QPS.11)

Data gathering and analysis are conducted for at least the following:

- a) All confirmed transfusion reactions, if applicable to the hospital (*Also see* COP.3.3)
- b) All serious adverse drug events, if applicable and as defined by the hospital (*Also see* MMU.7, ME 3)
- c) All significant medication errors, if applicable and as defined by the hospital (*Also see* MMU.7.1, ME 2)
- d) All major discrepancies between preoperative and postoperative diagnoses; **for example**, a preoperative diagnosis of intestinal obstruction and a postoperative diagnosis of ruptured abdominal aortic aneurysm (AAA)
- e) Adverse events or patterns of adverse events during procedural sedation regardless of administration site (*Also see* ASC.3.2 and ASC.5)
- f) Adverse events or patterns during anesthesia regardless of administration site
- g) Other adverse events; **for example**, health care–associated infections and infectious disease outbreaks (*Also see* PCI.7.1, ME 6)

### Measurable Elements of QPS.8

- 1. Defined data gathering processes are developed and implemented to ensure accurate data gathering, analysis, and reporting.
- 2. Intense analysis of data takes place when adverse levels, patterns, or trends occur.
- 3. Data gathering and analysis are performed on items a) through g) of the intent.
- 4. Results of analyses are used to implement actions to improve the quality and safety of the service, treatment, or function. (*Also see* PCI.10, ME 3)

- 5. Outcome data are reported to the governing entity as part of the quality improvement and patient safety program. (*Also see* GLD.4.1, ME 1)

---

## Standard QPS.9

The organization uses a defined process for the identification and analysis of near-miss events.

### Intent of QPS.9

In an attempt to proactively learn where systems may be vulnerable to actual adverse event occurrence, the hospital collects data and information on those events identified as a near miss and evaluates those events in an effort to prevent their actual occurrence. First, the hospital establishes a definition of a near miss and what types of events are to be reported. Near miss applies to more than potential medication errors. Near misses also include other types of adverse events. Second, a reporting mechanism is put into place, and finally there is a process to aggregate and analyze the data to learn where proactive process changes will reduce or eliminate the related event or near miss. (*Also see* MMU.7.1 and QPS.11)

### Measurable Elements of QPS.9

- 1. The hospital establishes a definition of a near miss. (*Also see* MMU.7.1, ME 1)
- 2. The hospital defines the type of events to be reported.
- 3. The hospital establishes the process for the reporting of near misses. (*Also see* MMU.7.1, ME 2)
- 4. The data are analyzed and actions taken to reduce near-miss events. (*Also see* MMU.7.1, ME 4)

---

## **Gaining and Sustaining Improvement**

---

## Standard QPS.10

Improvement in quality and safety is achieved and sustained.

### Intent of QPS.10

The information from data analysis is used to identify potential improvements or to reduce (or prevent) adverse events. Routine measurement data, as well as data from intensive assessments, contribute to this understanding of where improvement should be planned and what priority should be given to the improvement. In particular, improvements are planned for the priority data collection areas identified by hospital leadership.

After an improvement(s) is planned, data are collected during a test period to demonstrate that the planned change was actually an improvement. To ensure that the improvement is sustained, measurement data are then collected for ongoing analysis. Effective changes are incorporated into standard operating procedure, and any necessary staff education is carried out. The hospital documents those improvements achieved and sustained as part of its quality management and improvement program. (*Also see* GLD.11, ME 4)

### Measurable Elements of QPS.10

- 1. Improvements in quality and patient safety are planned, tested, and implemented.

- 2. Data are available to demonstrate that improvements are effective and sustained. (*Also see* GLD.11, ME 3)
- 3. Policy changes necessary to plan, to carry out, and to sustain the improvement are made.
- 4. Successful improvements are documented.

## Standard QPS.11

An ongoing program of risk management is used to identify and to proactively reduce unanticipated adverse events and other safety risks to patients and staff. (P)

### Intent of QPS.11

There are several categories of risks that can have an impact on hospitals. These categories of risks include

- strategic (those associated with organizational goals);
- operational (plans developed to achieve organizational goals);
- financial (safeguarding assets);
- compliance (adherence to laws and regulations); and
- reputational (the image perceived by the public).

Hospitals need to adopt a proactive approach to risk management that includes developing risk mitigation strategies with the goal being to reduce or eliminate the potentially harmful impact of known or possible risks.<sup>15-17</sup> One such way is a formalized risk management program whose essential components include

- a) risk identification;
- b) risk prioritization;
- c) risk reporting;
- d) risk management, to include risk analysis (*Also see* MMU.7.1, QPS.7, QPS.8, and QPS.9); and
- e) management of related claims.

An important element of risk management is risk analysis, such as a process to evaluate near misses and other high-risk processes for which a failure would result in a sentinel event. There are multiple tools that can provide a proactive analysis of the consequences of an event that could occur in a critical, high-risk processes. **For example**, failure mode and effects analysis (FMEA) and hazard vulnerability analysis (HVA) are two common tools.

To use these or similar tools effectively, leadership needs to understand the potential risks associated with each of the categories and prioritize the risks that could have the greatest impact on patient and staff safety as well as on the quality and safety of patient care. This information should be used to prioritize the allocation of resources to analyze the areas of highest risks and take action to redesign the process or similar actions to reduce the risk in the process. This risk-reduction process is carried out at least once per year and documented.

### Measurable Elements of QPS.11

- 1. The hospital's risk management framework includes a) through e) in the intent.
- 2. Leadership identifies and prioritizes potential risks associated with at least the strategic, financial, and operational functions of the hospital.
- 3. At least annually, a proactive risk-reduction exercise is conducted on one of the priority risk processes.
- 4. High-risk processes are redesigned based on the analysis of the test results.

## References

1. Leonard M, et al., editors. *The Essential Guide for Patient Safety Officers*, 2nd ed. Oak Brook, IL: Joint Commission Resources, 2013.
2. Pilz S, et al. [Quality Manager 2.0 in hospitals: A practical guidance for executive managers, medical directors, senior consultants, nurse managers and practicing quality managers.] *Z Evid Fortbild Qual Gesundheitswes*. 2013;107(2):170–178. German.
3. Shabot MM, et al. Memorial Hermann: High reliability from board to bedside. *Jt Comm J Qual Patient Saf*. 2013 Jun;39(6):253–257.
4. Tsai TC, et al. Hospital board and management practices are strongly related to hospital performance on clinical quality metrics. *Health Aff (Millwood)*. 2015 Aug;34(8):1304–1311.
5. Secanell M, et al. Deepening our understanding of quality improvement in Europe (DUQuE): Overview of a study of hospital quality management in seven countries. *Int J Qual Health Care*. 2014 Apr;26 Suppl 1:5–15.
6. Cleven A, et al. Healthcare quality innovation and performance through process orientation: Evidence from general hospitals in Switzerland. *Technol Forecast Soc Change*. 2016 Jul:1–10.
7. Slight SP, et al. The return on investment of implementing a continuous monitoring system in general medical-surgical units. *Crit Care Med*. 2014 Aug;42(8):1862–1868.
8. Swensen SJ, et al. The business case for health-care quality improvement. *J Patient Saf*. 2013 Mar;9(1):44–52.
9. Bronnert J, et al. Data quality management model (updated). *J AHIMA*. 2012 Jul;83(7):62–71.
10. Kahn MG, et al. A pragmatic framework for single-site and multisite data quality assessment in electronic health record-based clinical research. *Med Care*. 2012 Jul;50 Suppl:S21–29.
11. Oh JY, et al. Statewide validation of hospital-reported central line-associated bloodstream infections: Oregon, 2009. *Infect Control Hosp Epidemiol*. 2012 May;33(5):439–445.
12. Charles R, et al. How to perform a root cause analysis for workup and future prevention of medical errors: A review. *Patient Saf Surg*. 2016 Sep 21;10:20.
13. National Patient Safety Foundation. (NPSF). *RCA2: Improving Root Cause Analyses and Actions to Prevent Harm*. Boston: NPSF, 2016.
14. van Galen LS, et al. Delayed recognition of deterioration of patients in general wards is mostly caused by human related monitoring failures: A root cause analysis of unplanned ICU admissions. *PLoS One*. 2016 Aug 18;11(8):e0161393.
15. iSixSigma. FEMA: Preventing a Failure Before Any Harm Is Done. Smith DL. Accessed November 16, 2016. <https://www.isixsigma.com/tools-templates/fmea/fmea-preventing-failure-any-harm-done/>.
16. Streimelweger B, Wac K, Seiringer W. Human-factor-based risk management in the healthcare to improve patient safety. *Int J E-Health and Med Commun (IJEHMC)*. 2016. Accessed Nov 16, 2016. <http://www.igi-global.com/article/human-factor-based-risk-management-in-the-healthcare-to-improve-patient-safety/161696>.
17. Carroll RL, et al. *Enterprise Risk Management: A framework for success*. Chicago, IL: American Society for Healthcare Risk Management, 2014. Accessed November 25, 2016. <http://www.ashrm.org/resources/patient-safety-portal/pdfs/ERM-White-Paper-8-29-14-FINAL.pdf>.



# Prevention and Control of Infections (PCI)

---

## Overview

The goal of an organization's infection prevention and control program is to identify and to reduce or eliminate the risks of acquiring and transmitting infections among patients, staff, health care practitioners, contract workers, volunteers, students, visitors, and the community. In addition, developing hospitalwide initiatives related to evolving health care practices and/or concerns, such as an antibiotic stewardship program and a program for response to global communicable diseases, is an essential component of the infection prevention and control program.

The infection risks and program activities will differ from organization to organization, depending on the organization's clinical activities and services, patient population(s) served, geographic location, patient volume, and number of staff. The program's priorities should reflect the identified risks in the organization, global and community developments, and the complexity of services provided.

Effective infection prevention and control programs have in common identified leaders, well-trained staff, methods to identify and to proactively address infection risks in persons and the environment, appropriate policies and procedures, staff education, and coordination throughout the organization.

**Note:** Some standards require the hospital to have a written policy, procedure, program, or other written document for specific processes. Those standards are indicated by a ⓘ icon after the standard text.

## Standards

The following is a list of all standards for this function. They are presented here for your convenience without their intent statements or measurable elements. For more information about these standards, please see the next section in this chapter, Standards, Intents, and Measurable Elements.

### Responsibilities

- PCI.1** One or more individuals oversee all infection prevention and control activities. This individual(s) is qualified in infection prevention and control practices through education, training, experience, or certification.
- PCI.2** There is a designated coordination mechanism for all infection prevention and control activities that involves physicians, nurses, and others based on the size and complexity of the hospital.

### Resources

- PCI.3** The infection prevention and control program is based on current scientific knowledge, accepted practice guidelines, applicable laws and regulations, and standards for sanitation and cleanliness.
- PCI.4** Hospital leadership provides resources to support the infection prevention and control program.

## Goals of the Infection Control Program

- PCI.5** The hospital designs and implements a comprehensive infection control program that identifies the procedures and processes associated with the risk of infection and implements strategies to reduce infection risk. ⑥
- PCI.6** The hospital uses a risk-based approach in establishing the focus of the health care–associated infection prevention and reduction program. ⑥
- PCI.6.1** The hospital tracks infection risks, infection rates, and trends in health care–associated infections to reduce the risks of those infections.

## Medical Equipment, Devices, and Supplies

- PCI.7** The hospital reduces the risk of infections associated with medical/surgical equipment, devices, and supplies by ensuring adequate cleaning, disinfection, sterilization, and storage; and implements a process for managing expired supplies.
- PCI.7.1** The hospital identifies and implements a process for managing the reuse of single-use devices consistent with regional and local laws and regulations. ⑥

## Infectious Waste

- PCI.7.2** The hospital reduces the risk of infections through proper disposal of waste.
- PCI.7.3** The hospital implements practices for safe handling and disposal of sharps and needles. ⑥

## Food Services

- PCI.7.4** The hospital reduces the risk of infections associated with the operations of food services.

## Construction Risks

- PCI.7.5** The hospital reduces the risk of infection in the facility associated with mechanical and engineering controls and during demolition, construction, and renovation.

## Transmission of Infections

- PCI.8** The hospital provides barrier precautions and isolation procedures that protect patients, visitors, and staff from communicable diseases and protects immunosuppressed patients from acquiring infections to which they are uniquely prone. ⑥
- PCI.8.1** The hospital develops and implements a process to manage a sudden influx of patients with airborne infections and when negative-pressure rooms are not available. ⑥
- PCI.8.2** The hospital develops, implements, and tests an emergency preparedness program to respond to the presentation of global communicable diseases. ⑥
- PCI.9** Gloves, masks, eye protection, other protective equipment, soap, and disinfectants are available and used correctly when required. ⑥

## Quality Improvement and Program Education

- PCI.10** The infection prevention and control process is integrated with the hospital's overall program for quality improvement and patient safety, using measures that are epidemiologically important to the hospital.
- PCI.11** The hospital provides education on infection prevention and control practices to staff, physicians, patients, families, and other caregivers when indicated by their involvement in care. ⑥

# Standards, Intents, and Measurable Elements

## Responsibilities

### Standard PCI.1

One or more individuals oversee all infection prevention and control activities. This individual(s) is qualified in infection prevention and control practices through education, training, experience, or certification.

#### Intent of PCI.1

The goal of a hospital's infection prevention and control program is to identify and to reduce the risks of acquiring and transmitting infections among patients, staff, health care practitioners, contract workers, volunteers, students, and visitors.

The infection risks and program activities may differ from hospital to hospital, depending on the hospital's clinical activities and services, patient population(s) served, geographic location, patient volume, and number of staff. Thus, the oversight of the infection prevention and control program corresponds to the hospital's size, complexity of activities, and level of risks, as well as the program's scope. One or more individuals, acting on a full-time or part-time basis, provide that oversight as part of their assigned responsibilities or job descriptions. Their qualification(s) depend on the activities they will carry out and may be met through

- education;
- training;
- experience; and
- certification or licensure.

#### Measurable Elements of PCI.1

- 1. One or more individuals oversee the infection prevention and control program. (*Also see* GLD.9, ME 1)
- 2. The individual(s) is qualified for the hospital's size, complexity of activities, and level of risks, as well as the program's scope.
- 3. The individual(s) fulfills program oversight responsibilities as assigned or described in a job description. (*Also see* SQE.3, ME 2)

### Standard PCI.2

There is a designated coordination mechanism for all infection prevention and control activities that involves physicians, nurses, and others based on the size and complexity of the hospital.

#### Intent of PCI.2

Infection prevention and control activities reach into every part of a hospital and involve individuals in multiple departments and services (**for example**, clinical departments, facility maintenance, food services [catering], housekeeping, laboratory, pharmacy, and sterilization services). In addition, hospitals are at risk for infections that can enter the hospital via patients, families, staff, volunteers, visitors, vendors, independent entities, and other individuals. Thus, all areas of the hospital where these individuals are found must be included in the program of infection surveillance, prevention, and control.

There is a designated mechanism to coordinate the overall program. That mechanism may be a small work group, a coordinating committee, a task force, or some other mechanism. Responsibilities include, **for example**, setting criteria to define health care–associated infections, establishing data collection (surveillance)

methods, designing strategies to address infection prevention and control risks, and reporting processes. Coordination involves communicating with all parts of the hospital to ensure that the program is continuous and proactive.

Whatever the mechanism chosen by the hospital to coordinate the infection prevention and control program, physicians and nurses are represented and engaged in the activities with the infection prevention and control professionals. Others may be included as determined by the hospital's size and complexity of services (**for example**, epidemiologist, data collection expert, statistician, central sterilization manager, microbiologist, pharmacist, housekeeping services, environmental or facilities services, operating theatre supervisor).

### Measurable Elements of PCI.2

- 1. There is a designated mechanism for the coordination of the infection prevention and control program that involves infection prevention and control professionals. (*Also see* MMU.1.1)
- 2. Coordination of infection prevention and control activities involves physicians and nurses, and others based on the size and complexity of the hospital. (*Also see* MMU.1.1)
- 3. All areas of the hospital are included in the infection prevention and control program. (*Also see* PCI.5, MEs 1 and 2)
- 4. All staff areas of the hospital are included in the infection prevention and control program. (*Also see* PCI.5, MEs 1 and 2 and SQE.8.2.1, ME 3)

---

## Resources

---

### Standard PCI.3

The infection prevention and control program is based on current scientific knowledge, accepted practice guidelines, applicable laws and regulations, and standards for sanitation and cleanliness.

#### Intent of PCI.3

Information is essential to an infection prevention and control program. Current scientific information is required to understand and to implement effective surveillance and control activities and can come from many national or international sources; **for example**, the United States Centers for Disease Control and Prevention (US CDC), the World Health Organization (WHO), the Institute for Healthcare Improvement (IHI), regional public health protection agencies, and other similar organizations can be a significant source of evidence-based practices and guidelines.<sup>1,2</sup> In addition, the infection prevention and control program identifies standards from recognized infection control health agencies related to cleaning and disinfection of the environment and environmental surfaces and laundry and bedding in hospitals.<sup>3-6</sup>

Practice guidelines and care bundles (as developed by IHI), provide information on preventive practices and infections associated with clinical and support services. Applicable laws and regulations define elements of the basic program, the response to infectious disease outbreaks, and any reporting requirements.

### Measurable Elements of PCI.3

- 1. The infection prevention and control program is based on current scientific knowledge, accepted practice guidelines, and local laws and regulations. (*Also see* QPS.3 and GLD.2, ME 5)
- 2. The infection prevention and control program identifies standards from recognized infection control programs to address cleaning and disinfection of the environment.
- 3. The infection prevention and control program identifies standards from recognized infection control programs to address care of linen and bedding.



- ❑ 4. Infection prevention and control program results are reported to public health agencies as required. (*Also see* ACC.4.5, ME 6; AOP.5.3.1, ME 2; and GLD.2, ME 6)
- ❑ 5. The hospital takes appropriate action on reports from relevant public health agencies. (*Also see* GLD.2, ME 6)

---

## Standard PCI.4

Hospital leadership provides resources to support the infection prevention and control program.

### Intent of PCI.4

The infection prevention and control program requires staff to meet the program goals and the needs of the hospital. The number of staff is determined by the hospital's size, complexity of activities, and level of risks, as well as the program's scope. Staffing level is approved by the hospital's leadership. In addition, the infection prevention and control program requires resources to provide education to all staff and to purchase supplies, such as alcohol-based hand rub for hand hygiene. Hospital leadership ensures that the program has adequate resources to effectively carry out the program.

Information management systems are important resources to support the tracking of risks, rates, and trends in health care-associated infections. Information management functions support the analysis and interpretation of data and the presentation of findings. In addition, infection prevention and control program data and information are managed with those of the hospital's quality management and improvement program.

### Measurable Elements of PCI.4

- ❑ 1. The infection prevention and control program is staffed according to the hospital's size, complexity of activities, and level of risks, as well as the program's scope. (*Also see* SQE.6, MEs 1 and 2)
- ❑ 2. Hospital leadership allocates and approves staffing and resources required for the infection prevention and control program. (*Also see* GLD.1.1, ME 3)
- ❑ 3. Information management systems support the infection prevention and control program. (*Also see* MOI.1)

---

## Goals of the Infection Control Program

---

## Standard PCI.5

The hospital designs and implements a comprehensive infection control program that identifies the procedures and processes associated with the risk of infection and implements strategies to reduce infection risk. (P)

### Intent of PCI.5

Hospitals assess and care for patients using many simple and complex processes, each associated with a level of infection risk to patients and staff. It is important for a hospital to measure and review those processes and to implement needed policies, procedures, education, and evidence-based activities designed to reduce the risk of infection. (*Also see* ACC.6)

An infection prevention and control program must be comprehensive, encompassing both patient care and staff health. The program identifies and addresses the infection issues that are epidemiologically important to the hospital. In addition, the program requires a range of strategies that cross all levels of the hospital based on the hospital's size, geographic location, services, and patients. The program includes hand hygiene, systems to identify infections and to investigate outbreaks of infectious diseases, implementation of a vaccine program for



staff and patients, and oversight for improving the safe use of antimicrobials. The periodic assessment of risk and setting of risk-reduction goals guide the program. (*Also see* AOP.5.3)

### Measurable Elements of PCI.5

- 1. There is a comprehensive program that crosses all levels of the hospital, to reduce the risk of health care–associated infections in patients. (*Also see* PCI.2, MEs 3 and 4)
- 2. There is a comprehensive program that crosses all levels of the hospital to reduce the risk of health care–associated infections in hospital staff. (*Also see* AOP.5.3.1, MEs 1 and 3; PCI.2, MEs 3 and 4; SQE.8.2; and SQE.8.2.1)
- 3. The hospital has identified those processes associated with infection risk. (*Also see* AOP.5.3, ME 2; AOP.5.3.1, MEs 1 and 3; MMU.5, MEs 1 and 3)
- 4. The hospital has implemented strategies, education, and evidence-based activities to reduce infection risk in those processes. (*Also see* AOP.5.3, ME 2; AOP.5.3.1, MEs 1 and 3; MMU.5, MEs 1 and 3; and PCI.7, ME1)
- 5. The hospital identifies which risks require policies and/or procedures, staff education, practice changes, and other activities to support risk reduction.

## Standard PCI.6

The hospital uses a risk-based approach in establishing the focus of the health care–associated infection prevention and reduction program. ©

### Standard PCI.6.1

The hospital tracks infection risks, infection rates, and trends in health care–associated infections to reduce the risks of those infections.

#### Intent of PCI.6 and PCI.6.1

Each hospital must identify those epidemiologically important infections, infection sites, and associated devices, procedures, and practices that will provide the focus of efforts to prevent and to reduce the risk and incidence of health care–associated infections. A risk-based approach helps hospitals identify those practices and infections on which they should focus their programs. A risk-based approach uses surveillance as an important component for gathering and analyzing the data that guide the risk assessment.

Hospitals collect and evaluate data on the following relevant infections and sites:

- a) Respiratory tract—such as the procedures and medical equipment associated with intubation, mechanical ventilatory support, tracheostomy, and so on
- b) Urinary tract—such as the invasive procedures and medical equipment associated with indwelling urinary catheters, urinary drainage systems, their care, and so on
- c) Intravascular invasive devices—such as the insertion and care of central venous catheters, peripheral venous lines, and so on
- d) Surgical sites—such as their care and type of dressing and associated aseptic procedures
- e) Epidemiologically significant diseases and organisms—multidrug-resistant organisms, highly virulent infections (*Also see* PCI.10, ME 2 and SQE.8.2.1, ME 1)
- f) Emerging or reemerging infections with the community (*Also see* SQE.8.2.1, ME 1)

In addition, applying the scientific knowledge related to the control of infections through such strategies as the use of clinical practice guidelines (*also see* GLD.11.2), antibiotic stewardship programs (*also see* MMU.1.1), programs to reduce community- and hospital-associated infections, and initiatives to decrease the use of unnecessary invasive devices can significantly reduce the rates of infection.

The infection prevention and control process is designed to lower the risk of infection for patients, staff, and others. To reach this goal, the hospital must proactively identify and track risks, rates, and trends in health care–associated infections. The hospital uses measurement information to improve infection prevention and control activities and to reduce health care–associated infection rates to the lowest possible levels. A hospital can best use measurement data and information by understanding rates and trends in other similar hospitals and contributing data to infection-related databases. (*Also see* QPS.4, ME 4 and GLD.5)

### Measurable Elements of PCI.6

- 1. The hospital has established the focus of the program through the collection of data related to a) through f) in the intent.
- 2. The data collected in a) through f) are analyzed to identify priorities for reducing rates of infection. (*Also see* QPS.4.1, ME 1)
- 3. Infection control strategies are implemented to reduce the rates of infection for the identified priorities.

### Measurable Elements of PCI.6.1

- 1. Health care–associated infection risks, rates, and trends are tracked.
- 2. Processes are redesigned based on risk, rate, and trend data and information. (*Also see* QPS.4.1, ME 6)
- 3. The hospital assesses the infection control risks at least annually and takes action to focus or refocus the infection prevention and control program.

---

## **Medical Equipment, Devices, and Supplies**

---

### Standard PCI.7

The hospital reduces the risk of infections associated with medical/surgical equipment, devices, and supplies by ensuring adequate cleaning, disinfection, sterilization, and storage; and implements a process for managing expired supplies.

#### Intent of PCI.7

Procedures that involve contact with medical/surgical equipment, devices, and supplies can be a major source for introducing pathogens that lead to infection. Failure to properly clean, disinfect, or sterilize, and improper use or storage of equipment, devices, and supplies, not only poses risks to patients, but also carries a risk for person-to-person transmission of infections. It is critical that health care staff follow standard practices to clean, disinfect, and sterilize. Infection risk is minimized with proper *cleaning*, *disinfection*, and *sterilization* processes.<sup>7,8</sup>

The Centers for Disease Control and Prevention (CDC) define cleaning as: “. . .the removal of foreign material (e.g., soil, and organic material) from objects. . .” The CDC goes on to say that [cleaning] “is normally accomplished using water with detergents or enzymatic products. Thorough cleaning is required before high-level disinfection and sterilization because inorganic and organic materials that remain on the surfaces of instruments interfere with the effectiveness of these processes.”

Disinfection of medical equipment and devices involves both low- and high-level techniques. Low-level disinfection is used for items such as stethoscopes, blood glucose meters, and other noninvasive equipment. Low-level disinfection is also appropriate for items such as computer keyboards, telephones, and television

remotes. (*Also see* PCI.9, ME 3) High-level disinfection is used if sterilization is not possible, as is the case with flexible endoscopes and laryngoscopes.

Sterilization of medical/surgical supplies and other invasive devices and equipment includes several different methods, and there are advantages and disadvantages to each method. The type of sterilization used is dependent on the situation in which sterilization occurs and on what is being sterilized. **For example**, moist heat in the form of saturated steam under pressure is the most widely used and the most dependable. However, steam sterilization can only be used on items that are heat and moisture resistant. Low-temperature sterilization is most commonly used for sterilizing temperature- and moisture-sensitive medical devices and supplies. Flash sterilization (also known as immediate use steam sterilization) is used in situations where there is insufficient time to sterilize an item using the packaged method of saturated steam under pressure. Hospitals follow professional practice guidelines for sterilization techniques that best fit the type of situations for sterilization and devices and supplies being sterilized. (*Also see* PCI.8, ME 5)

Cleaning, disinfection, and sterilization can take place in a centralized sterilization area or, with proper oversight, in other areas of the hospital, such as a gastroenterology or an endoscopy clinic.<sup>6,9-11</sup> Cleaning, disinfection, and sterilization methods maintain the same standards wherever they are performed in the hospital. (*Also see* ACC.6) It is critical that staff follow standard practices to minimize infection risks. Staff processing medical/surgical equipment, devices, and supplies are oriented, trained, and competent in the practices of cleaning, disinfection, and sterilization and receive proper supervision.

In order to prevent *contamination*, clean and sterile supplies are properly stored in designated storage areas that are clean and dry and protected from dust, moisture, and temperature extremes. Ideally, sterile supplies are stored separately from clean supplies, and sterile storage areas have limited access. Some disinfected items require specific drying and storage principles to ensure complete and thorough disinfection. **For example**, following disinfection, endoscopes must be able to hang freely without coming into contact with the floor in order to prevent fluid from accumulating in the bottom of the scope.

Most medical materials (IV fluids, catheters, sutures, and other medical materials) are imprinted with an expiration date. When the expiration date on these materials has passed, the manufacturer does not guarantee the sterility, safety, or stability of the item. Some materials contain a statement indicating that the contents are sterile as long as the packaging is intact. A policy identifies the process for ensuring proper handling of expired supplies.

**Note:** Additional cleaning and disinfection is required for medical/surgical equipment, devices, and supplies used with patients who are isolated as part of implementing transmission-based precautions.

### Measurable Elements of PCI.7

- 1. The hospital follows professional practice guidelines for sterilization techniques that best fit the type of situations for sterilization and devices and supplies being sterilized. (*Also see* PCI.5, MEs 3 and 4)
- 2. The hospital follows professional practice guidelines for low- and high-level disinfection that best fit the type of devices and equipment being disinfected. (*Also see* GLD.7, ME 3)
- 3. Staff processing medical/surgical equipment, devices, and supplies are oriented, trained, and competent in cleaning, disinfection, and sterilization and receive proper supervision. (*Also see* GLD.4, ME 1)
- 4. Methods for medical/surgical cleaning, disinfection, and sterilization are coordinated and uniformly applied throughout the hospital.
- 5. Clean and sterile supplies are properly stored in designated storage areas that are clean and dry and protected from dust, moisture, and temperature extremes. (*Also see* ACC.6)

- 6. The hospital implements a process consistent with national laws and regulations and professional standards that identifies the process for managing expired supplies. (*Also see* ACC.6; GLD.2, ME 5; and GLD.7, ME 3)

---

## Standard PCI.7.1

The hospital identifies and implements a process for managing the reuse of single-use devices consistent with regional and local laws and regulations.  $\text{\textcircled{P}}$

### Intent of PCI.7.1

Certain single-use devices may be reused under specific circumstances.<sup>7,12,13</sup> There are two risks associated with the reuse of single-use devices: There is the potential for an increased risk of infection, and there is the risk that the performance of the device may be inadequate or unacceptable after it is reprocessed. When single-use devices are reused, there is a hospital policy that guides such reuse. (*Also see* ACC.6) The policy is consistent with national laws and regulations and professional standards and includes identification of

- a) single-use devices and materials that may be reused;
- b) a process for identifying when a single-use device is no longer safe or suitable for reuse;
- c) the cleaning process for each device that starts immediately after use and follows a clear protocol;
- d) identification of patients on whom reusable medical devices have been used; and
- e) a proactive evaluation of the safety of reusing single-use items.

The hospital collects and analyzes data on adverse events related to reused devices and materials to identify risks and implements actions to reduce risks and improve processes.

### Measurable Elements of PCI.7.1

- 1. The hospital identifies single-use devices and materials that may be reused.
- 2. There is a process for identifying when a single-use device is no longer safe or suitable for reuse.
- 3. The hospital has a clear protocol for the cleaning, disinfecting, and sterilization as appropriate, for each reusable, single-use device.
- 4. The cleaning process for each device is followed as per protocol.
- 5. The hospital identifies patients on whom reusable medical devices have been used.
- 6. When adverse events resulting from reuse of single-use devices occur, patients using these devices are tracked and an analysis is performed with results used to identify and implement improvements. (*Also see* QPS.8)

---

## Infectious Waste

---

## Standard PCI.7.2

The hospital reduces the risk of infections through proper disposal of waste.

### Intent of PCI.7.2

Hospitals produce considerable waste each day. Frequently that waste is or could be infectious. Thus, the proper disposal of *waste* contributes to the reduction of infection risk in the hospital.<sup>14</sup> (*Also see* ACC.6) This is true for the disposal of body fluids and materials contaminated with body fluids, the disposal of blood and

blood components, and the disposal of waste from the mortuary and postmortem areas, when present. (*Also see AOP.5.3.1*)

### Measurable Elements of PCI.7.2

- 1. Disposal of infectious waste and body fluids is managed to minimize infection transmission risk. (*Also see FMS.5.1, ME 4*)
- 2. The handling and disposal of blood and blood components are managed to minimize infection transmission risk.
- 3. Operation of the mortuary and postmortem area is managed to minimize infection transmission risk.

## Standard PCI.7.3

The hospital implements practices for safe handling and disposal of sharps and needles. ⑥

### Intent of PCI.7.3

One of the dangers of needlestick injuries is the possible transmission of blood-borne diseases. Incorrect handling and improper disposal of sharps and needles present a major staff safety challenge. Work practices influence the risk of injury and potential exposure to disease. Identifying and implementing evidence-based practices to reduce the risk of injury from sharps ensures that exposure to such injuries is minimal. Hospitals need to provide staff with education related to safe handling and management of sharps and needles.

Proper disposal of needles and sharps also reduces the risk of injury and exposure. Proper disposal includes the use of containers that are closable, puncture-proof, and leakproof on the sides and the bottom. Containers should be easily accessible to staff and should not be overfilled.

Disposal of discarded needles, scalpels, and other sharps, when not done properly, can pose a health risk to the general public and to those who work in waste management. Disposing of sharps containers in the ocean, **for example**, can pose risks to the public if the containers break open. Hospitals must dispose of sharps and needles safely or contract with organizations that ensure the proper disposal of medical waste containers and that do so in accordance with laws and regulations.

The hospital implements a policy that adequately addresses all steps in the process, including identifying the proper type and use of containers, the disposal of the containers, and the surveillance of the process of disposal. (*Also see ACC.6*)

### Measurable Elements of PCI.7.3

- 1. The hospital identifies and implements practices to reduce the risk of injury and infection from the handling and management of sharps and needles.
- 2. Sharps and needles are collected in dedicated, closable, puncture-proof, leakproof containers that are not reused.
- 3. The hospital disposes of sharps and needles safely or contracts with sources that ensure the proper disposal of sharps containers in dedicated hazardous waste sites or as determined by national laws and regulations.

---

## **Food Services**

---

### **Standard PCI.7.4**

The hospital reduces the risk of infections associated with the operations of food services.

#### **Intent of PCI.7.4**

Improperly stored and prepared food can cause illnesses, such as food poisoning or food infections. Food illnesses can be particularly dangerous and even life-threatening to hospitalized patients whose conditions are already compromised due to illness, disease, or injury. Safe food storage may include following such principles as first in, first out (FIFO) which helps ensure food is used before its expiration date. An effective food rotation system is essential for storing food to prevent food-borne illness. The hospital must provide for the safe and accurate provision of food and nutrition products by ensuring that the food is stored and prepared at temperatures that prevent the risk of bacterial growth.

Cross contamination, particularly from raw foods to cooked foods, is another source of food infections. Cross contamination can result from contaminated hands, countertops, cutting boards, or cloths used to wipe countertops or dry dishes. In addition, the surfaces on which the food is prepared; the utensils, appliances, pots, and pans used for preparing food; and the trays, dishes, and utensils used for serving food can also be a risk for infection if not properly cleaned and sanitized.

#### **Measurable Elements of PCI.7.4**

- 1. The hospital stores food and nutrition products using sanitation, temperature, light, moisture, ventilation, and security in a manner that reduces the risk of infection.
- 2. The hospital prepares food and nutrition products using proper sanitation and temperature.
- 3. Kitchen sanitation measures are implemented to prevent the risk of cross contamination.

---

## **Construction Risks**

---

### **Standard PCI.7.5**

The hospital reduces the risk of infection in the facility associated with mechanical and engineering controls and during demolition, construction, and renovation.

#### **Intent of PCI.7.5**

Engineering controls, such as positive pressure ventilation systems, biological hoods in laboratories, and thermostats on refrigeration units and on water heaters used to sterilize dishes and kitchen equipment, are examples of the important role environmental standards and controls contribute to good sanitation and the reduction of infection risks in the hospital.

Demolition, construction, or renovation anywhere within the hospital, can be a major infection control risk. Exposure to construction dust and debris, noise, vibration, and other hazards can be potentially dangerous to lung function and to the safety of staff and visitors. The hospital uses risk criteria that address the impact of the renovation or new construction on air-quality requirements, infection prevention and control, utility requirements, noise, vibration, and emergency procedures. (*Also see FMS.4, ME 3 and FMS.4.2.1*)

#### **Measurable Elements of PCI.7.5**

- 1. Engineering controls are implemented to minimize infection risk in the hospital.

- 2. The hospital has a program developed that uses risk criteria to assess the impact of renovation or new construction and implements the program when demolition, construction, or renovation take place.
- 3. The risks and impact of the demolition, renovation, or construction on air quality and infection prevention and control activities are assessed and managed. (*Also see FMS.4.2.1*)

---

## ***Transmission of Infections***

---

### **Standard PCI.8**

The hospital provides barrier precautions and isolation procedures that protect patients, visitors, and staff from communicable diseases and protects immunosuppressed patients from acquiring infections to which they are uniquely prone. (P)

### **Standard PCI.8.1**

The hospital develops and implements a process to manage a sudden influx of patients with airborne infections and when negative-pressure rooms are not available. (P)

#### **Intent of PCI.8 and PCI.8.1**

The hospital develops policies and procedures that establish the isolation and barrier procedures for the hospital. These policies and procedures are based on the method of disease transmission and address individual patients who may be infectious as well as the physical environment.<sup>15</sup> (*Also see COP.3*)

Airborne infection isolation rooms (AIIR) precautions are necessary to prevent the transmission of infectious agents that can remain suspended in the air for long periods of time. The preferred placement for a patient with an airborne infection is in a negative-pressure room. When the structure of the building prevents the immediate construction of a negative-pressure room, the hospital may construct temporary negative-pressure isolation (TNPI) when airborne infection isolation is needed and there are no available or insufficient AIIRs. This may occur when there is an outbreak of an airborne infectious disease with large numbers of communicable patients. The two most effective systems for creating TNPI involve using a high-efficiency particulate air (HEPA) filtration system that either discharges air to the outside or discharges air to the return air system. The use of TNPI follows acceptable guidelines and must adhere to all building and fire codes.

The hospital has a program that addresses how to manage patients with airborne infections for short periods of time when negative-pressure rooms are not available as well as when there is a large influx of patients with contagious infections.

Proper cleaning of the room during the patient's stay in the hospital and terminal cleaning of the room after the patient is discharged are performed according to infection control guidelines.<sup>16</sup>

#### **Measurable Elements of PCI.8**

- 1. Patients with known or suspected contagious diseases are isolated in accordance with recommended guidelines. (*Also see ACC.6*)
- 2. Patients with communicable diseases are separated from patients and staff who are at greater risk due to immunosuppression or other reasons. (*Also see ACC.1.1*)
- 3. Negative-pressure rooms are monitored routinely and available for infectious patients who require isolation for airborne infections.
- 4. When negative-pressure rooms are not immediately available, temporary negative-pressure rooms that follow acceptable guidelines and adhere to building and fire codes may be created. (*Also see PCI.8.2*)



- ❑ 5. Cleaning of infectious rooms during the patient's hospitalization and after discharge follow infection control guidelines. (*Also see* PCI.3, ME 2 and PCI.7)

### Measurable Elements of PCI.8.1

- ❑ 1. The hospital develops and implements a process to address managing patients with airborne infections for short periods of time when negative-pressure rooms are not available. (*Also see* PCI.8.2)
- ❑ 2. The hospital develops and implements a process for managing an influx of patients with contagious diseases. (*Also see* PCI.8.2)
- ❑ 3. Staff are educated in the management of infectious patients when there is a sudden influx or when negative-pressure rooms are not available.

## Standard PCI.8.2

The hospital develops, implements, and tests an emergency preparedness program to respond to the presentation of global communicable diseases. (P)

### Intent of PCI.8.2

The globalization of society has increased the likelihood of the rapid spread of communicable diseases from one country to another. Infectious diseases that were previously endemic to a particular area are now found all over the world. WHO has identified the importance of detecting communicable disease outbreaks early and stopping the mortality, spread, and potential impact. An important element to detecting and limiting the spread of infection includes communications with local and regional governmental agencies or university centers of excellence participating in worldwide surveillance activities that identify and track globally emerging infections.

**Examples** of organizations participating in surveillance activities include the UK Public Health Laboratory Service, the French Pasteur Institutes, the Training in Epidemiology and Public Health Intervention Network (TEPHINET) and the US Centers for Disease Control and Prevention. In addition, organizations need to connect with the epidemiology department of their local public health agencies when available.<sup>17</sup>

It is particularly important to educate staff on early recognition, including those nonclinical staff who have first contact with patients, such as registration clerks. Simply knowing that a communicable disease may be spreading is not enough. If staff are not trained to recognize the signs and symptoms and to act early, the extent of exposure and the risks of spreading the infection significantly increase. Early recognition is particularly important at a patient's first point of entry into the hospital, such as the emergency department or the outpatient clinics. (*Also see* SQE.8.2.1)

To respond effectively to the presentation of global communicable diseases, the hospital develops a program to manage these potential emergencies. The program provides processes for

- a) communication with organizations participating in worldwide surveillance activities<sup>18</sup>;
- b) development and implementation of segregation and isolation strategies; (*Also see* PCI.8, ME 4 and PCI.8.1, ME 1)
- c) training, including demonstration, on the use of personal protective equipment appropriate to infectious disease;
- d) development and implementation of communication strategies; and
- e) identification and assignment of staff roles and responsibilities. (*Also see* AOP.5.3.1)

The program is tested annually to ensure proper response when an actual event occurs. If the hospital experiences an actual event, activates its program, and debriefs properly afterward, this represents the equivalent to an annual test. Debriefing following an annual test or actual event can identify vulnerable processes that may need to be reevaluated.

**Measurable Elements of PCI.8.2**

- 1. Hospital leaders along with the individual(s) responsible for the infection prevention and control program develop and implement an emergency preparedness program to respond to global communicable diseases that includes at least a) through e) in the intent. (*Also see FMS.6, ME 3*)
- 2. The hospital identifies the first points of patient contact/entry into the hospital system and targets education on early recognition and prompt action. (*Also see ACC.1.1, ME 1*)
- 3. The entire program is tested annually.
- 4. At the conclusion of every test, debriefing of the test is conducted. (*Also see FMS.6, ME 5*)
- 5. Follow-up actions identified from testing and debriefing are developed and implemented. (*Also see FMS.6, ME 6*)

**Standard PCI.9**

Gloves, masks, eye protection, other protective equipment, soap, and disinfectants are available and used correctly when required. (P)

**Intent of PCI.9**

Hand hygiene (such as the use of sanitizers), barrier techniques (such as the use of personal protective equipment), and disinfecting agents are fundamental tools for proper infection prevention and control and thus need to be available at any site of care at which they could be needed. The hospital identifies those situations in which personal protective equipment such as masks, eye protection, gowns, or gloves are required and provides training in their correct use. **For example**, donning gloves and a face shield when suctioning a patient or using gloves, gown, face shield, and appropriate face mask for patients in isolation due to a communicable disease. Liquid soap, disinfectants, and towels or other means of drying are located in those areas where hand-washing and hand-disinfecting procedures are required. It is important to follow guidelines for ensuring liquid soap dispensers are thoroughly and properly cleaned before refilling. Staff are educated in proper hand-washing, hand-disinfection, and surface-disinfection procedures as well as proper use of personal protective equipment. (*Also see IPSPG.5 and ACC.6*)

**Measurable Elements of PCI.9**

- 1. The hospital identifies situations in which personal protective equipment is required and ensures that it is available at any site of care at which it could be needed. (*Also see FMS.5.1, ME 2*)
- 2. Staff are trained and correctly use personal protective equipment in each identified situation. (*Also see FMS.5.1, ME 2*)
- 3. Surface disinfecting procedures are implemented for areas and situations in the hospital identified as at risk for infection transmission. (*Also see PCI.7*)
- 4. Liquid soap, disinfectants, and towels or other means of drying are located in areas where hand-washing and hand-disinfecting procedures are required. (*Also see IPSPG.5, ME 3*)

**Quality Improvement and Program Education****Standard PCI.10**

The infection prevention and control process is integrated with the hospital's overall program for quality improvement and patient safety, using measures that are epidemiologically important to the hospital.

### Intent of PCI.10

The hospital uses measurement information to improve infection prevention and control activities and to reduce health care–associated infection rates to the lowest possible levels. **A hospital can best use measurement data and information by understanding similar rates and trends in other similar hospitals and contributing data to infection-related databases.** All departments/services are required to participate in relevant hospitalwide priorities for measurement and also select measures for department/service–specific priorities for the infection prevention and control program.

### Measurable Elements of PCI.10

- 1. Infection prevention and control activities are integrated into the hospital’s quality improvement and patient safety program. (*Also see* GLD.4 and GLD.11, ME 1)
- 2. Monitoring data are collected and analyzed for the infection prevention and control activities and include epidemiologically important infections. (*Also see* PCI.6)
- 3. Monitoring data are used to evaluate and support improvements to the infection prevention and control program. (*Also see* QPS.8, ME 4)
- 4. Monitoring data are documented and reports of data analysis and recommendations are provided to leadership on a quarterly basis. (*Also see* GLD.4.1, ME 1)

## Standard PCI.11

The hospital provides education on infection prevention and control practices to staff, physicians, patients, families, and other caregivers when indicated by their involvement in care. **P**

### Intent of PCI.11

For a hospital to have an effective infection prevention and control program, it must educate staff members about the program when they begin work in the hospital. In addition, staff receive ongoing education and training related to emerging trends in infection prevention and control. The education program includes professional staff, clinical and nonclinical support staff, patients and families, and even tradespeople and other visitors. Patients and families are encouraged to participate in the implementation and use of infection prevention and control practices in the hospital.

The education is provided as part of the orientation of all new staff and is refreshed periodically, or at least when there is a change in the policies, procedures, and practices that guide the hospital’s infection prevention and control program.

### Measurable Elements of PCI.11

- 1. The hospital provides education about infection prevention and control to all staff and other professionals when they begin work in the hospital. (*Also see* SQE.7)
- 2. All staff receive ongoing education and training related to emerging trends in infection prevention and control. (*Also see* SQE.8, ME 3)
- 3. The hospital provides education about infection prevention and control to patients and families.
- 4. Findings and trends from quality improvement activities are communicated to all staff and included as part of staff education.

## References

1. US Centers for Disease Control and Prevention. Infection Control in Health Care Facilities. (Updated: Aug 4, 2016.) Accessed Nov 13, 2016. <http://www.cdc.gov/flu/professionals/infectioncontrol/>.
2. World Health Organization. Infection Prevention and Control in Health Care. Accessed Nov 13, 2016. [http://www.who.int/csr/bioriskreduction/infection\\_control/en/index.html](http://www.who.int/csr/bioriskreduction/infection_control/en/index.html).
3. Carling PC, Huang SS. Improving healthcare environmental cleaning and disinfection: Current and evolving issues. *Infect Control Hosp Epidemiol*. 2013 May;34(5):507–513.
4. Fijan S, Turk SS. Hospital textiles, are they a possible vehicle for healthcare-associated infections? *Int J Environ Res Public Health*. 2012 Sep 14;9(9):3330–3343.
5. Ramphal L, et al. Improving hospital staff compliance with environmental cleaning behavior. *Proc (Bayl Univ Med Cent)*. 2014 Apr;27(2):88–91.
6. Weber DJ, Rutala WA. Understanding and preventing transmission of healthcare-associated pathogens due to the contaminated hospital environment. *Infect Control Hosp Epidemiol*. 2013 May;34(5):449–452.
7. Rutala WA, Weber DJ. Disinfection, sterilization and antisepsis. An overview. *Am J Infect Control*. 2016 May 2;44(5 Suppl):e1–e6.
8. Schneider PM. New technologies and trends in sterilization and disinfection. *Am J Infect Control*. 2013 May;41(5 Suppl):S81–86.
9. Rutala WA, Weber DJ. Gastrointestinal endoscopes: A need to shift from disinfection to sterilization? *JAMA*. 2014 Oct 8;312(14):1405–1406.
10. Sabnis RB, Bhattu A, Vijaykumar M. Sterilization of endoscopic instruments. *Curr Opin Urol*. 2014 Mar;24(2):195–202.
11. Wei R, et al. Evaluation of detergents and contact time on biofilm removal from flexible endoscopes. *Am J Infect Control*. 2013 Sep;41(9):e89–92.
12. Humphries RM, McDonnell G. Superbugs on duodenoscopes: The challenge of cleaning and disinfection of reusable devices. *J Clin Microbiol*. 2015 Oct;53(10):3118–3125.
13. SGNA Practice Committee 2011-12. Reuse of single-use critical medical devices. *Gastroenterol Nurs*. 2015 Mar–Apr;38(2):135–136.
14. World Health Organization (WHO). Health-Care Waste. Fact Sheet 253. Nov 2015. Accessed Oct 12, 2016. <http://www.who.int/mediacentre/factsheets/fs253/en/>.
15. El-Sharkawy MF, Noweir MEH. Indoor air quality levels in a university hospital in the Eastern Province of Saudi Arabia. *J Family Community Med*. 2014 Jan;21(1):39–47.
16. Asia Pacific Society of Infection Control. APSIC Guidelines for Environmental Cleaning and Decontamination. Accessed Nov 11, 2016. <http://apsic.info/documents/Environmental-Cleaning-APSIC-Guideline-14-Jan-2013.pdf>.
17. Nicholson A, Snair MR, Hermann J. *Global Health Risk Framework: Resilient and Sustainable Health Systems to Respond to Global Infectious Disease Outbreaks: Workshop Summary*. Washington, DC: National Academies Press, 2016.
18. World Health Organization (WHO). Global Infectious Disease Surveillance. Fact Sheet 200. Accessed Nov 13, 2016. <http://www.who.int/mediacentre/factsheets/fs200/en/>.



# Governance, Leadership, and Direction (GLD)

---

## Overview

Providing excellent patient care requires effective leadership. Effective leadership begins with understanding the various responsibilities and authority of individuals in the organization and how these individuals work together. Those who govern, manage, and lead an organization have both authority and responsibility. Collectively and individually, they are responsible for complying with laws and regulations and for meeting the organization's responsibility to the patient population served.

Over time, effective leadership helps overcome perceived barriers and communication problems between departments and services in the organization, and the organization becomes more efficient and effective. Services become increasingly integrated. In particular, the integration of all quality management and improvement activities throughout the organization results in improved patient outcomes.

**Note:** In all GLD standards, the term *leaders* is used to indicate that one or more individuals are accountable for the expectation(s) found in the standard. *Leadership* is used to indicate that a group of leaders is collectively accountable for the expectation(s) found in the standard.

Standards in this chapter are grouped using the following leadership hierarchy (and illustrated in the figure below):

---

### **Level I: Governance**

---

*Governance* refers to the *governing entity* of the hospital and can exist in many configurations. **For example,** the governing entity may be a group of individuals (such as a community board), one or more individual owners, or in the case of public hospitals, the Ministry of Health. Any individual(s) or group responsible for the requirements found in GLD.1.1 is considered the governing entity of the hospital. Other standards that include the requirements and expectations of the governing entity are GLD.1 and GLD.1.2.

---

### **Level II: Chief Executive**

---

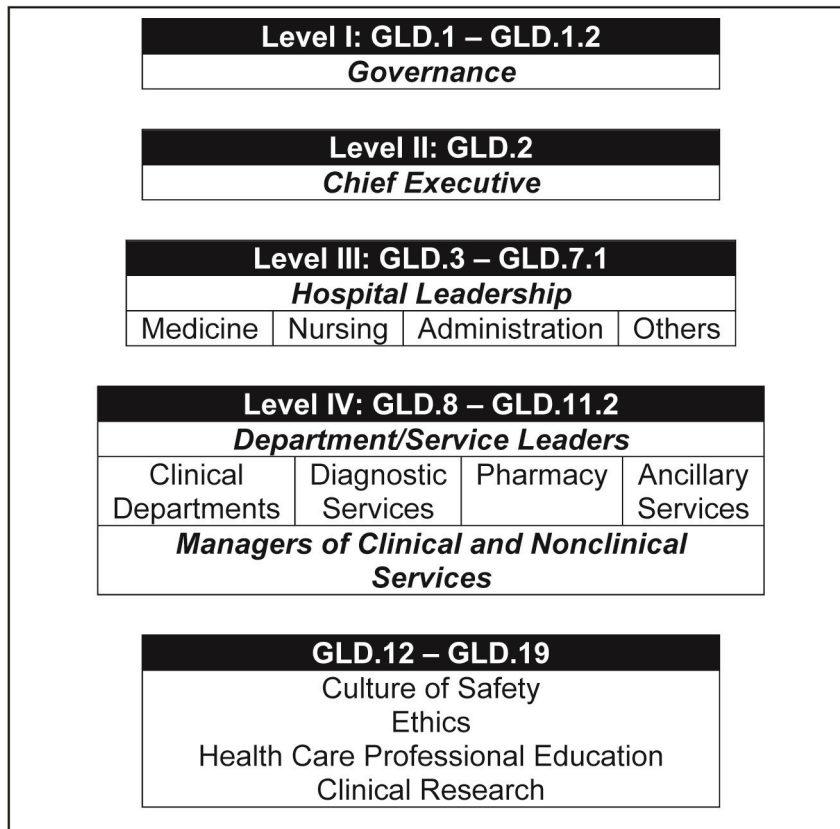
The most senior hospital executive, commonly termed the *chief executive*, is a position occupied by one or more individuals selected by the governing entity to manage the organization on a day-to-day basis. This position is most commonly occupied by a physician, an administrator, or both working together. In academic medical centers, the dean of the medical school may be at this executive level in the hospital. GLD.2 describes the accountabilities and expectations of the Chief Executive.

### Level III: Hospital Leadership


The standards assign to *hospital leadership* a variety of responsibilities intended to collaboratively guide the hospital in meeting its mission. Most frequently, hospital leadership consists of a chief medical officer representing the medical staff of the hospital, a chief nursing officer representing all levels of nursing in the hospital, senior administrators, and any other individuals the hospital selects, such as a chief quality officer or vice president of human resources. In larger hospitals with different organizational structures, such as divisions, hospital leadership may include the leaders of these divisions. Each hospital identifies hospital leadership, and standards GLD.3 through GLD.7.1 describe the accountabilities of this group. Note: GLD.8 describes the responsibilities of leaders of clinical services, however they may be formally or informally organized. In academic medical centers, the leader of medical education and leader of clinical research may be a part of hospital leadership.

### Level IV: Department/Service Leaders

For effective and efficient daily delivery of clinical services and management of the organization, hospitals are most frequently divided into cohesive subgroups such as departments, services, or units, each under the direction of a *department/service leader(s)*. Standards GLD.8 through GLD.11.2 describe the expectations of these department/service leaders. Typically, the subgroups consist of clinical departments such as medicine, surgery, obstetrics, pediatrics, and others; one or more nursing subgroups; diagnostic services or departments such as radiology and clinical laboratory; pharmacy services, both centralized and distributed throughout the






hospital; and ancillary services such as transportation, social work, finance, purchasing, facility management, and human resources, among others. Most larger hospitals also have managers within these subgroups. **For example**, nursing may have a manager of the operating theatres and one for outpatient services, the department of medicine may have managers of each patient clinical unit, and the hospital business office may have managers for the different business functions such as bed control, billing, and purchasing, among others.

Finally, there are requirements in the GLD chapter that touch on all of the levels described above. These requirements are found in GLD.12 through GLD.19 and include the culture of safety, ethics, and health professional education and research when present. **Note:** Some standards require the hospital to have a written policy, procedure, program, or other written document for specific processes. Those standards are indicated by a  icon after the standard text.


## Standards

The following is a list of all standards for this function. They are presented here for your convenience without their intent statements or measurable elements. For more information about these standards, please see the next section in this chapter, Standards, Intents, and Measurable Elements.



### Governance of the Hospital

- GLD.1** The structure and authority of the hospital's governing entity are described in bylaws, policies and procedures, or similar documents. 
- GLD.1.1** The operational responsibilities and accountabilities of the governing entity are described in a written document(s). 
- GLD.1.2** The governing entity approves the hospital's program for quality and patient safety and regularly receives and acts on reports of the quality and patient safety program. 

### Chief Executive(s) Accountabilities

- GLD.2** A chief executive(s) is responsible for operating the hospital and complying with applicable laws and regulations. 

### Hospital Leadership Accountabilities

- GLD.3** Hospital leadership is identified and is collectively responsible for defining the hospital's mission and creating the programs and policies needed to fulfill the mission.
- GLD.3.1** Hospital leadership identifies and plans for the type of clinical services required to meet the needs of the patients served by the hospital. 
- GLD.3.2** Hospital leadership ensures effective communication throughout the hospital. 
- GLD.3.3** Hospital leadership ensures that there are uniform programs for the recruitment, retention, development, and continuing education of all staff.

### Hospital Leadership for Quality and Patient Safety

- GLD.4** Hospital leadership plans, develops, and implements a quality improvement and patient safety program.
- GLD.4.1** Hospital leadership communicates quality improvement and patient safety information to the governing entity and hospital staff on a regular basis.
- GLD.5** The chief executive and hospital leadership prioritize which hospitalwide processes will be measured, which hospitalwide improvement and patient safety activities will be implemented, and how success of these hospitalwide efforts will be measured.

## Hospital Leadership for Contracts

- GLD.6** Hospital leadership is accountable for the review, selection, and monitoring of clinical or nonclinical contracts. (P)
- GLD.6.1** Hospital leadership ensures that contracts and other arrangements are included as part of the hospital's quality improvement and patient safety program.
- GLD.6.2** Hospital leadership ensures that independent practitioners not employed by the hospital have the right credentials and are privileged for the services provided to the hospital's patients. (P)

## Hospital Leadership for Resource Decisions

- GLD.7** Hospital leadership makes decisions related to the purchase or use of resources—human and technical—with an understanding of the quality and safety implications of those decisions.
- GLD.7.1** Hospital leadership seeks and uses data and information on the safety of the supply chain to protect patients and staff from unstable, contaminated, defective, and counterfeit supplies.

## Clinical Staff Organization and Accountabilities

- GLD.8** Medical, nursing, and other leaders of departments and clinical services plan and implement a professional staff structure to support their responsibilities and authority. (P)

## Direction of Hospital Departments and Services

- GLD.9** One or more qualified individuals provide direction for each department or service in the hospital. (P)
- GLD.10** Each department/service leader identifies, in writing, the services to be provided by the department, and integrates or coordinates those services with the services of other departments. (P)
- GLD.11** Department/service leaders improve quality and patient safety by participating in hospitalwide improvement priorities and in monitoring and improving patient care specific to the department/service.
- GLD.11.1** Measures selected by the department/service leaders that are applicable to evaluating the performance of physicians, nurses, and other professional staff participating in the clinical care processes, are used in the staff's performance evaluation.
- GLD.11.2** Department/service leaders select and implement clinical practice guidelines, and related clinical pathways, and/or clinical protocols, to guide clinical care. (P)

## Organizational and Clinical Ethics

- GLD.12** Hospital leadership establishes a framework for ethical management that promotes a culture of ethical practices and decision making to ensure that patient care is provided within business, financial, ethical, and legal norms and protects patients and their rights. (P)
- GLD.12.1** The hospital's framework for ethical management addresses operational and business issues, including marketing, admissions, transfer, discharge, and disclosure of ownership and any business and professional conflicts that may not be in patients' best interests. (P)
- GLD.12.2** The hospital's framework for ethical management addresses ethical issues and decision making in clinical care. (P)
- GLD.13** Hospital leadership creates and supports a culture of safety program throughout the hospital. (P)



**GLD.13.1** Hospital leadership implements, monitors, and takes action to improve the program for a culture of safety throughout the hospital.

### Health Professional Education

**GLD.14** Health professional education, when provided within the hospital, is guided by the educational parameters defined by the sponsoring academic program and the hospital's leadership.

### Human Subjects Research

**GLD.15** Human subjects research, when provided within the hospital, is guided by laws, regulations, and hospital leadership. (P)

**GLD.16** Patients and families are informed about how to gain access to clinical research, clinical investigations, or clinical trials involving human subjects. (P)

**GLD.17** Patients and families are informed about how patients who choose to participate in clinical research, clinical investigations, or clinical trials are protected.

**GLD.18** Informed consent is obtained before a patient participates in clinical research, clinical investigations, or clinical trials. (P)

**GLD.19** The hospital has a committee or another way to oversee all research in the hospital involving human subjects. (P)

## Standards, Intents, and Measurable Elements

### *Governance of the Hospital*

#### Standard GLD.1

The structure and authority of the hospital's governing entity are described in bylaws, policies and procedures, or similar documents. (P)

#### Intent of GLD.1

There is a governing entity—for example, a group of individuals (such as a **board of directors** or a community board), one or more individual owners, or in the case of many public hospitals, the Ministry of Health—that is responsible for overseeing the hospital's operations and accountable for the health care services the hospital provides. This governing entity is responsible for the requirements found in GLD.1.1. The structure and authority of this entity are described in bylaws, policies and procedures, or similar documents that identify how they are to be carried out.

There is an annual evaluation of the governing entity. The annual evaluation can be simple; **for example**, three or four questions related to whether or not the governing entity is fulfilling their responsibilities, such as those described in GLD.1.1—approving the mission, the strategic and operational *plans*, the budget, and so on. An online survey can be developed or the questions can be sent through e-mail or by postal mail to the members of the governing entity.

When the hospital is one of many organizations reporting to a governing entity, such as in the case of some Ministries of Health (MOH) serving as the governing entity, obtaining results from the annual evaluation may be a challenge. In these circumstances, the hospital makes a credible effort to obtain the necessary input and actions from the governing entity. A credible effort is characterized by multiple attempts by various methods (**for example**, phone, e-mail, and/or letter) with documentation of the attempts and outcome(s) of the communications. (*Also see* GLD.1.2)

The hospital's governing entity is represented or displayed in an organizational chart or other document that shows lines of authority and accountability.

### Measurable Elements of GLD.1

- 1. The structure of the hospital's governing entity is described in a written document with those responsible for governance of the hospital identified.
- 2. The authority of the hospital's governing entity is described in bylaws, policies and procedures, or similar documents.
- 3. The document(s) describes when and how the authority of the governing entity and the chief executive can be delegated.
- 4. There is an annual evaluation conducted of the governing entity, and the results are documented.

## Standard GLD.1.1

The operational responsibilities and accountabilities of the governing entity are described in a written document(s). ©

### Intent of GLD.1.1

The governing entity's responsibilities and accountabilities are described in a written document(s) that identifies how they are to be carried out. In order for the hospital to have clear leadership, operate efficiently, and provide high-quality health care services, the governing entity must fulfill their responsibilities. These responsibilities are primarily at the approval level and include

- approving and periodically reviewing the hospital's *mission* and ensuring that the public is aware of the hospital's mission;
- approving the hospital's various strategic and operational plans and the policies and procedures needed to operate the hospital on a daily basis;
- approving the hospital's participation in health care professional education and in research and the oversight of the quality of such programs; (*Also see* GLD.14 and GLD.15)
- approving or providing a *capital* and operating budget(s) and other resources required to operate the hospital and to meet the hospital's mission and strategic plan; and
- appointing or approving the hospital's chief executive(s), and providing for an annual evaluation of the individual's(s') performance, which is documented.

### Measurable Elements of GLD.1.1

- 1. The governing entity approves, periodically reviews, and makes public the hospital's mission statement.
- 2. The governing entity approves the hospital's strategic plans, operational plans, policies, and procedures.
- 3. The governing entity approves the hospital's capital and operating budget(s) and allocates other resources required to meet the hospital's mission. (*Also see* COP.8, ME 2; PCI.4, ME 2; and FMS.4.2, ME 2)
- 4. The governing entity approves the hospital's participation in health care professional education and research and in the oversight of the quality of such programs.
- 5. The governing entity appoints, and annually evaluates, the hospital's chief executive(s), and the evaluation is documented.

## Standard GLD.1.2

The governing entity approves the hospital's program for quality and patient safety and regularly receives and acts on reports of the quality and patient safety program. (P)

### Intent of GLD.1.2

The governing entity approves or provides for all of the hospital's programs and policies and allocates resources to meet the hospital's mission. One important accountability is to carry out all responsibilities in a manner that supports the continual improvement in quality and patient safety. This important investment in quality needs to be planned, provided adequate resources, and monitored for progress. Thus, the governing entity approves the quality program on an annual basis, and on a regular basis receives quality reports. The reports can be global in nature or focus on a particular clinical service, a patient group, or some operational aspect. Therefore, over a period of time, all aspects of the quality program, including adverse events and sentinel events, are presented to the governing entity for their information and discussion. When the discussion results in actions, such as allocation of additional resources, those actions are recorded in minutes and are reexamined at a future meeting(s).

Obtaining review and action on reports of the quality and patient safety program from the governing entity may be a challenge for some hospitals, particularly those who are one of many organizations reporting to a governing entity, such as a Ministry of Health (MOH). If the governing entity continues to be unresponsive, the hospital makes a credible effort to contact them. A credible effort includes contacting the governing entity multiple times by various methods and documenting the attempts/outcomes of the communications. (*Also see* GLD.1)

### Measurable Elements of GLD.1.2

- 1. The governing entity annually approves the hospital's program for quality and patient safety.
- 2. The governing entity at least quarterly receives and acts on reports of the quality and patient safety program, including reports of adverse and sentinel events. (*Also see* QPS.4.1, ME 5; FMS.3; and FMS.10, ME 3)
- 3. Minutes reflect actions taken and any follow-up on those actions.

## Chief Executive(s) Accountabilities

### Standard GLD.2

A chief executive(s) is responsible for operating the hospital and complying with applicable laws and regulations. (P)

### Intent of GLD.2

Effective leadership is essential for a hospital to be able to operate efficiently and to fulfill its mission. Leadership is what individuals provide together and individually to the hospital and can be carried out by any number of individuals.

The chief executive(s) is responsible for the hospital's overall, day-to-day operations. This includes the procurement and inventory of essential supplies, maintenance of the physical facility, financial management, quality management, and other responsibilities. The education and experience of the individual(s) matches the requirements in the position description. The chief executive(s) cooperates with hospital leadership to define the hospital's mission and to plan the policies, procedures, and clinical services related to that mission.

Once approved by the governing entity, the chief executive(s) is responsible for implementing all policies and ensuring that all policies are complied with by the hospital's staff. (*Also see* the QPS chapter)

The chief executive(s) is responsible for the hospital's

- compliance with applicable laws and regulations;
- response to any reports from inspecting and regulatory agencies; and
- processes to manage and to control human, financial, and other resources.

### Measurable Elements of GLD.2

- 1. The education and experience of the chief executive(s) match the requirements in the position description.
- 2. The chief executive(s) manages the hospital's day-to-day operations, including those responsibilities described in the position description.
- 3. The chief executive(s) recommends policies, strategic plans, and budgets to the governing entity.
- 4. The chief executive(s) ensures compliance with approved policies.
- 5. The chief executive(s) ensures compliance with applicable laws and regulations. (*Also see* ACC.4.5, ME 6; ACC.4.5.1, ME 4; AOP.5, ME 1; AOP.6, ME 1; COP.9, ME 1; COP.9.2, ME 2; ASC.1, ME 4; MMU.1, ME 5; MMU.1.1, ME 2; MMU.5.2, ME 1; PCI.3, ME 1; PCI.7, ME 6; FMS.1, ME 1; FMS.4.2, ME 1, FMS.5, ME 5; SQE.9, ME 2; SQE.9.1, ME 1; SQE.14, ME 2; SQE.16, ME 2; MOI.2, ME 2)
- 6. The chief executive(s) responds to any reports from inspecting and regulatory agencies. (*Also see* PCI.3, MEs 3 and 4 and FMS.1, ME 3)

## Hospital Leadership Accountabilities

### Standard GLD.3

Hospital leadership is identified and is collectively responsible for defining the hospital's mission and creating the programs and policies needed to fulfill the mission.

Qui est considéré comme en faisant partie? CoDir?

#### Intent of GLD.3

Hospital leadership comes from many sources. The governing entity names the chief executive(s). The chief executive(s) may name others to hospital leadership. Hospital leadership may have formal titles, such as Medical Director or Director of Nursing, may be leaders of clinical or nonclinical departments or services, or may be informally recognized for their seniority, stature, or contribution to the hospital. It is important that hospital leadership is recognized and brought into the process of defining the hospital's mission. Based on that mission, hospital leadership works collectively and collaboratively to develop the programs, policies, and services needed to fulfill the mission.<sup>1</sup> When the mission and policy framework are set by owners or agencies outside the hospital, hospital leadership works collaboratively to carry out the mission and policies.

### Measurable Elements of GLD.3

- 1. The chief executive(s) and hospital leadership are identified by title and name, and their collective accountabilities are described in written documents.
- 2. Hospital leadership is responsible for defining the hospital's mission.
- 3. Hospital leadership is responsible for creating the policies and procedures necessary to carry out the mission.

4. Hospital leadership ensures that policies and procedures are followed.

### Standard GLD.3.1

Hospital leadership identifies and plans for the type of clinical services required to meet the needs of the patients served by the hospital. (P)

#### Intent of GLD.3.1

Patient care services are planned and designed to respond to the needs of the patient population. The care and services to be provided are documented and are consistent with the hospital's mission. Hospital leadership determines with the leaders of the various clinical departments and services in the hospital the diagnostic, therapeutic, rehabilitative, and other services that are essential to the patient population. Hospital leadership also plans with the department/service leaders the scope and intensity of the various services to be provided by the hospital directly or indirectly. When applicable to the mission, hospital leadership plans and participates with the community, local hospitals, and others in meeting community health care needs. The services planned reflect the strategic direction of the hospital and the perspective of the patients cared for by the hospital.

Planning patient care services also involves hospital leadership defining its communities and patient populations, identifying community needs for services, and planning ongoing communication with those key community stakeholder groups. (Also see PFR.1) The communications may be directly to individuals or through public media and through agencies within the community or third parties. The types of information communicated include

- information on services, hours of operation, and the process to obtain care; and
- information on the quality of services, which is provided to the public and to referral sources.

#### Measurable Elements of GLD.3.1

1. Hospital leadership determines and plans with department/service leaders the type of care and services to be provided by the hospital that are consistent with the hospital's mission and needs of the patients served by the hospital. (Also see ACC.1, ME 1 and ACC.2.2.1, ME 1)
2. Hospital leadership communicates with key stakeholders in its community to facilitate access to care and access to information about its patient care services. (Also see MOI.1, ME 3)
3. Hospital leadership provides data and information on the quality of its services to stakeholders. (Also see QPS.6, ME 4)
4. Hospital leadership describes and documents the care and services to be provided.

### Standard GLD.3.2

Hospital leadership ensures effective communication throughout the hospital. (P)

#### Intent of GLD.3.2

Effective communication within a hospital is the responsibility of hospital leadership. Thus, hospital leadership understands the dynamics of communication between professional groups; between structural units, such as departments; between professional and nonprofessional groups; between health care practitioners and management; between health care practitioners and families; and between health care practitioners and outside organizations, **for example**. Hospital leadership not only sets the parameters of effective communication but also serves as role models with the effective communication of the hospital's mission, strategies, plans, and other relevant information. Hospital leadership pays attention to the accuracy and timeliness of information shared and communicated throughout the hospital.

To coordinate and to integrate patient care, hospital leadership develops a culture that emphasizes cooperation and communication. Formal (**for example**, standing committees, joint teams) and informal (**for example**, newsletters and posters) methods for promoting communication among services and individual staff members are used. Coordination of clinical services comes from an understanding of each department's mission and services and collaboration in developing common policies and procedures.

### Measurable Elements of GLD.3.2

- 1. Hospital leadership ensures that processes are in place for communicating relevant information throughout the hospital in a timely manner. (*Also see* MOI.1, ME 2)
- 2. Hospital leadership ensures effective communication among clinical and nonclinical departments, services, and individual staff members. (*Also see* MOI.1, ME 1)
- 3. Hospital leadership communicates the hospital's vision, mission, goals, policies, and plans to staff.

## Standard GLD.3.3

Hospital leadership ensures that there are uniform programs for the recruitment, retention, development, and continuing education of all staff.

### Intent of GLD.3.3

A hospital's ability to care for patients is directly related to its ability to attract and to retain qualified, competent staff. Hospital leadership recognizes that staff retention, rather than recruitment, provides greater long-term benefit. Retention is increased when hospital leadership supports staff advancement through continuing education. Thus, hospital leadership plans and implements a uniform program and processes related to recruitment, retention, development, and continuing education for each category of staff. (*Also see* SQE.2, ME 4) The hospital's recruitment program considers published guidelines, such as those from the World Health Organization, International Council of Nurses, and World Medical Association.

### Measurable Elements of GLD.3.3

- 1. The hospital develops and implements a process for staff recruitment. (*Also see* SQE.2, ME 1)
- 2. The hospital develops and implements a process for staff retention.
- 3. The hospital develops and implements a process for staff personal development and continuing education. (*Also see* SQE.8, ME 2)
- 4. The planning is collaborative and includes all departments and services in the hospital.

## Hospital Leadership for Quality and Patient Safety

### Standard GLD.4

Hospital leadership plans, develops, and implements a quality improvement and patient safety program.

#### Standard GLD.4.1

Hospital leadership communicates quality improvement and patient safety information to the governing entity and hospital staff on a regular basis.

## Intent of GLD.4 and GLD.4.1

If a hospital is to successfully initiate and to maintain improvement and reduce risks to patients and staff, leadership and planning are essential. Leadership and planning begins with the governing entity of the hospital, along with those who manage and lead the clinical and managerial activities of the hospital on a daily basis. Collectively, these persons represent the leaders of the departments and services of the hospital. Hospital leadership is responsible for establishing and providing ongoing support for an organizational commitment to quality. Hospital leadership develops the quality and patient safety program for governance approval by the governing entity, and through its vision and support, shapes the quality culture of the hospital.<sup>2-3</sup> (Also see QPS.1)

Hospital leadership selects the approach to be used by the hospital to measure, assess, and improve quality and patient safety. Also, hospital leadership determines how the program will be directed and managed on a daily basis, such as a quality department, and ensures that the program has adequate resources to be effective.

Hospital leadership also implements a structure and process for the overall monitoring and coordination of the program throughout the hospital. These actions ensure coordination among all the departments and services in measurement and improvement efforts. Coordination can be achieved through a quality management council/committee, or some other structure. Coordination encourages a systemwide approach to quality monitoring and improvement activities while reducing duplication of effort; **for example**, two departments independently measuring similar processes or outcomes. (Also see QPS.2 and PCI.10, ME 1)

Hospital leadership is also responsible for seeing that at least quarterly quality reports are prepared for the governing entity review and discussion and for seeing that the actions of the governing entity related to the quality program reports are carried out. In addition, at least quarterly, the quality report to the governing entity includes

- the number and type of sentinel events and associated root causes;
- whether the patients and families were informed of the event;
- actions taken to improve safety in response to events; and
- if the improvements were sustained.

Regular communication of information about the quality improvement and patient safety program to staff is essential. This flow of quality communications is through effective channels, such as newsletters, storyboards, staff meetings, and human resources processes. The information can be about new or recently completed improvement projects, progress in meeting the International Patient Safety Goals, the results of the analysis of sentinel and other adverse events, or recent research or benchmark programs, among others.

## Measurable Elements of GLD.4

- 1. Hospital leadership participates in developing and implementing a hospitalwide quality improvement and patient safety program.
- 2. Hospital leadership selects and implements a hospitalwide process to measure, assess data, plan change, and sustain improvements in quality and patient safety, and provides for staff education on this quality improvement process.
- 3. Hospital leadership determines how the program will be directed and managed on a daily basis and ensures that **the program has adequate technology and other resources to be effective.**
- 4. Hospital leadership implements a structure and process for the overall monitoring and coordination of the quality improvement and patient safety program.

## Measurable Elements of GLD.4.1

- 1. Hospital leadership reports on the quality and patient safety program at least quarterly to the governing entity. (Also see QPS.8, ME 5 and PCI.10, ME 4)

- ❑ 2. Hospital leadership reports to the governing entity include, at least quarterly, the number and type of sentinel events and root causes, whether the patients and families were informed of the sentinel event, actions taken to improve safety in response to sentinel events, and if the improvements were sustained. (*Also see* QPS.7)
- ❑ 3. Information on the quality improvement and patient safety program is regularly communicated to staff, including progress on meeting the International Patient Safety Goals. (*Also see* QPS.5, ME 5)

## Standard GLD.5

The chief executive and hospital leadership prioritize which hospitalwide processes will be measured, which hospitalwide improvement and patient safety activities will be implemented, and how success of these hospitalwide efforts will be measured.

### Intent of GLD.5

Due to staff and resource limitations, not every process within a hospital can be measured and improved at the same time. Thus, a primary responsibility of the chief executive and hospital leadership is to set hospitalwide measurement and improvement priorities. These are measurement and improvement efforts that impact or reflect activities in multiple departments and services. The chief executive and hospital leadership provide focus for the hospital's quality measurement and improvement activities, including measurement and activities regarding the hospital's full compliance with the International Patient Safety Goals. Priorities may focus on the achievement of strategic objectives; **for example**, to become the leading regional referral center for cancer patients. Similarly, the chief executive and hospital leadership may give priority to projects that increase efficiency, reduce readmission rates, eliminate patient flow problems in the emergency department, or create a monitoring process for the quality of services provided by contractors. The chief executive and hospital leadership consider priorities at a system level to spread the impact of improvements broadly throughout the hospital; **for example**, improving the hospital's medication management system. The priority-setting process includes the consideration of available data on which systems and processes demonstrate the most *variation* in implementation and outcomes. The chief executive and hospital leadership ensure that, when present, clinical research and medical education programs are represented among the priorities.

The chief executive and hospital leadership also assess the impact of improvements. Measuring improvement in efficiency of a complex clinical process, and/or identifying reductions in cost and resource use following improvement in a process, are examples. Measuring the impact of an improvement supports an understanding of the relative costs for investing in quality and the human, financial, and other returns on that investment. The chief executive and hospital leadership support the creation of simple tools to quantify resource use of the old process and for assessing a new process. Understanding both the impact of an improvement on patient outcome and the relative cost and resulting process efficiency contributes to improved priority setting in the future, both at an organizational level and at a departmental/service level. When this information is combined hospitalwide, the chief executive and hospital leadership can better understand how to allocate available quality and patient safety resources. (*Also see* QPS.2, QPS.4.1, PCI.6, PCI.6.1, and GLD.11)

### Measurable Elements of GLD.5

- ❑ 1. The chief executive and hospital leadership use available data to set collective priorities for hospitalwide measurement and improvement activities and consider potential system improvements. (*Also see* FMS.3)
- ❑ 2. The chief executive and hospital leadership ensure that, when present, clinical research and health professional education programs are represented in the priorities.
- ❑ 3. The chief executive and hospital leadership priorities include full compliance with the International Patient Safety Goals.



- ❑ 4. The chief executive and hospital leadership assess the impact of hospitalwide and departmental/service improvements on efficiency and resource use. (*Also see* QPS.5)

---

## **Hospital Leadership for Contracts**

---

### **Standard GLD.6**

Hospital leadership is accountable for the review, selection, and monitoring of clinical or nonclinical contracts. ⑥

#### **Intent of GLD.6**

Hospitals frequently have the option to either provide clinical and management services directly or to arrange for such services through referral, consultation, contractual arrangements, or other agreements. Such services may range from radiology and diagnostic imaging services to financial accounting services and services provided for housekeeping, food, or linens. Hospital leadership describes, in writing, the nature and scope of services provided through contractual agreements.

When contracts relate to health practitioner staffing—**for example**, a contract for critical care nurses—the contracts stipulate that the professional staff provided meet the hospital’s requirement for similar staff. (*Also see* SQE.7, ME 2 and SQE.14, ME 5) **For example**, the critical care nurses meet the requirement of SQE.13, ME 6. In all cases, hospital leadership is accountable for such contracts or other arrangements to ensure that the services meet patient needs and are included as part of the hospital’s quality management and improvement activities. (*Also see* QPS.6 and GLD.7.1) Department/service leaders participate in the review and selection of all clinical and nonclinical contracts and are accountable for monitoring those contracts. (*Also see* ASC.1 and MOI.13)

#### **Measurable Elements of GLD.6**

- ❑ 1. Hospital leadership is accountable for contracts to meet patient and management needs. (*Also see* ACC.6, ME 4)
- ❑ 2. The hospital has a written description of the nature and scope of those services to be provided through contractual agreements.
- ❑ 3. Health practitioner staff contracts require credential review comparable to the hospital’s review process.
- ❑ 4. Department/service leaders share accountability for the review, selection, and monitoring of clinical and nonclinical contracts. (*Also see* AOP.5.1, ME 5; AOP.5.10.2, ME 2; AOP.6.1, ME 5; and AOP.6.8, MEs 2 and 3)
- ❑ 5. When contracts are renegotiated or terminated, the hospital maintains the continuity of patient services.

---

### **Standard GLD.6.1**

Hospital leadership ensures that contracts and other arrangements are included as part of the hospital’s quality improvement and patient safety program.

#### **Intent of GLD.6.1**

The quality and safety of patient care require evaluation of all services provided by the hospital or provided through *contracted services*. Thus, the hospital needs to receive, to analyze, and to take action on quality information from outside sources. The contract with the outside source of service includes quality and patient

safety expectations and the data that are to be provided to the hospital, their frequency, and their format. Department/service leaders receive and act on quality reports from contracting agencies that relate to the scope of services provided within their department/service and ensure that the reports are integrated into the hospital's quality measurement process. (*Also see* ASC.1 and MOI.13)

### Measurable Elements of GLD.6.1

- 1. All contracts stipulate the quality data that are to be reported to the hospital, the reporting frequency and mechanism, and how the hospital will respond when quality requirements or expectations are not met. (*Also see* AOP.5.10, ME 1 and AOP.6.8, ME 1)
- 2. Quality data reported under contracts are integrated into the hospital's quality monitoring program. (*Also see* AOP.5.10, ME 4 and AOP.6.8, ME 4)
- 3. The relevant clinical and managerial leaders participate with the quality improvement program in the analysis of quality and safety information from outside contracts. (*Also see* AOP.5.1, ME 5)

## Standard GLD.6.2

Hospital leadership ensures that independent practitioners not employed by the hospital have the right credentials and are privileged for the services provided to the hospital's patients. ©

### Intent of GLD.6.2

Clinical leaders may recommend contracts with or arrange services from physicians, dentists, and other independent practitioners outside the hospital (**for example**, diagnostic services such as pathology or electrocardiogram interpretations) or arrange for them to come into the hospital to provide services (**for example**, contracting for an interventional cardiologist to come in once a week to provide diagnostic angiography). In some cases, these individuals may even be located outside the region or country of the hospital. The services provided may include telemedicine or teleradiology. If the services provided determine the care choice or course of care for the patient, the practitioner must proceed through the *credentialing* and privileging processes of the hospital. (*Also see* SQE.9 through SQE.10)

### Measurable Elements of GLD.6.2

- 1. Hospital leadership determines those services that will be provided by independent practitioners outside the hospital. (*Also see* SQE.10)
- 2. All diagnostic, consultative, and treatment services provided by independent practitioners outside the hospital, such as telemedicine, teleradiology, and interpretations of other diagnostics, such as electrocardiogram (ECG), electroencephalogram (EEG), pathology, and the like, are credentialed and privileged by the hospital to provide such services.
- 3. Independent practitioners who provide patient care services on the premises of the hospital but are not employees or members of the clinical staff are credentialed, privileged, and evaluated as required in SQE.9 through SQE.12.
- 4. Any support staff accompanying independent practitioners and providing care and services in the hospital are compliant with requirements for primary source verification. (*Also see* SQE.13, ME 6; SQE.15, ME 5)
- 5. The quality of services by independent practitioners outside the hospital is monitored as a component of the hospital's quality improvement program. (*Also see* AOP.5.10.1, ME 1)

## Hospital Leadership for Resource Decisions

### Standard GLD.7

Hospital leadership makes decisions related to the purchase or use of resources—human and technical—with an understanding of the quality and safety implications of those decisions.

#### Intent of GLD.7

Hospital leadership improves decision making when they have data upon which to base those decisions.

**For example**, when the hospital needs to replace or add infusion pumps, information on maintenance requirements, staff training or retraining requirements, information on previous failure rates and patient safety incidents, preferences of staff, alarm issues, and others, will result in decisions based more on quality and patient safety than on cost alone. Similarly, when making decisions regarding the reduction or reassignment of nursing staff, consideration of the implications for patient care quality and patient safety need to be brought forward to inform the decision. (*Also see* SQE.6) Hospital leadership develops a process to gather data and information for key purchase or resource decisions to ensure that they include a safety and quality due-diligence component.<sup>4-6</sup> (*Also see* GLD.7.1)

One component of data gathering related to resource decisions is to understand the required or recommended medical equipment, supplies, and medications necessary to provide a service. Recommendations on medical equipment, supplies, and medication can come from a government agency, national or international professional organizations, or other authoritative sources. (*Also see* QPS.3)

An important resource for hospitals is the investment in health information technology (IT). Health IT covers a wide variety of technologies that include methods for documenting and sharing patient information, such as with electronic medical records. In addition, health IT includes methods for storing and analyzing data, communicating information among health care practitioners to better coordinate care, and receiving information to help diagnose illnesses and provide safer patient care. Successful implementation of health IT resources requires the direction, support, and oversight of hospital leadership. (*Also see* MOI.13) When resource decisions are made by a third party—for example, a ministry of health—hospital leadership provides data and information to the third party on their experiences and preferences to better inform future resource choices.

When a hospital uses what is identified as “experimental” medical equipment and/or pharmaceutical agents in patient care procedures (that is, medical equipment or agents identified as “experimental” either nationally or internationally), there is a process to review and to approve such use. (*Also see* GLD.19) It is essential that such approval occur prior to use in patient care. A determination is made if special patient consent is necessary. (*Also see* PFR.5.2, COP.8, and SQE.11)

#### Measurable Elements of GLD.7

- 1. Hospital leadership uses data and information on the quality and safety implications of medical equipment choices.
- 2. Hospital leadership uses data and information on the quality and safety implications of staffing choices.
- 3. Hospital leadership uses the recommendations of professional organizations and other authoritative sources in making resource decisions. (*Also see* ASC.6, ME 2; PCI.3, ME2; and PCI.7, MEs 2 and 6)
- 4. Hospital leadership provides direction, support, and oversight of information technology resources.
- 5. Hospital leadership monitors the results of its decisions and uses the data to evaluate and improve the quality of its resource purchasing and allocation decisions.

## Standard GLD.7.1

Hospital leadership seeks and uses data and information on the safety of the supply chain to protect patients and staff from unstable, contaminated, defective, and counterfeit supplies.

### Intent of GLD.7.1

Supply chain management is key to ensuring the safety and quality of the hospital's supplies. The *supply chain* includes the steps from origination to delivery of supplies to the hospital. The variety and quantity of supplies that hospitals use are vast, thus the hospital may manage many supply chains. Due to staff and resource limitations, not every supply chain can be tracked and evaluated at the same time. Therefore, hospitals identify the medications, medical supplies, and medical devices that are at most risk of losing stability, becoming contaminated, becoming defective, or being replaced with a counterfeit or imitation product.<sup>7-12</sup>

For those supplies at most risk, the hospital identifies the steps in the supply chains. Although this information may not be complete and may be difficult to piece together, the hospital, at minimum, decides where the significant risks reside. **For example**, a flowchart can be used to help map out each step, or point, in the supply chain for a supply. Points in the flowchart would likely include the manufacturer, warehouse facilities, the vendor, shipping company, and so on. The hospital can indicate points in the flowchart that they have identified as a significant risk. **For example**, a hospital has identified insulin as a medication at most risk for their organization, and develops a flowchart that shows each step in the supply chain. The hospital identifies points such as the insulin manufacturer, vendor, warehousing, and shipping, and determines that important elements such as the manufacturer's regulatory compliance, temperature control and monitoring in the warehouses, and limiting travel distance between points in the chain are taken into account. However, while reviewing for potential risks in the supply chain, the hospital learns that the vendor has recently contracted with a shipping company whose services have been unsatisfactory, including delayed deliveries to the hospital and inconsistent documentation for temperature monitoring during travel. After assessing the situation the hospital may identify this as a significant risk in that supply chain. Hospital leadership makes decisions about changes to supply chains and sets priorities for purchasing decisions based on their understanding of the risk points in supply chains. (Also see GLD.6 and GLD.7)

Supply chain management is not only about a prospective evaluation of supplies that are at high risk, it also includes *retrospective tracing* of supplies after they have entered the hospital.<sup>13</sup> The hospital has a process to identify medications, medical supplies, and medical devices that are unstable, contaminated, defective, or counterfeit and trace them back through the hospital to determine the source or cause of the problem, if possible. (Also see ASC.7.4) When applicable, the hospital notifies the manufacturer and/or distributor when unstable, contaminated, defective, or counterfeit supplies are identified through retrospective tracing.

When hospital supplies are purchased, stored, and distributed by a governmental authority, the hospital participates in programs to detect and report suspected unstable, contaminated, defective, and counterfeit supplies and take measures to prevent potential patient harm. While such a public hospital may not know the integrity of each supplier in the chain, it can become aware of how supplies are purchased and managed by the governmental or nongovernmental agency.

### Measurable Elements of GLD.7.1

- 1. Hospital leadership outlines the steps in the supply chains for supplies defined as at most risk.
- 2. Hospital leadership identifies any significant risk points in the steps of the supply chains.
- 3. Hospital leadership makes resource decisions based on their understanding of the risk points in the supply chains.
- 4. The hospital has a process for performing retrospective tracing of supplies found to be unstable, contaminated, defective, or counterfeit.

- 5. The hospital notifies the manufacturer and/or distributor when unstable, contaminated, defective, or counterfeit supplies are identified.

---

## **Clinical Staff Organization and Accountabilities**

---

### **Standard GLD.8**

Medical, nursing, and other leaders of departments and clinical services plan and implement a professional staff structure to support their responsibilities and authority. ⑥

#### **Intent of GLD.8**

Medical, nursing, and other leaders of departments and clinical services have special responsibilities to patients and to the hospital. These department/service leaders

- support good communication between professionals;
- jointly plan and develop policies; clinical guidelines; and related protocols, pathways, and other documents that guide the delivery of clinical services; (*Also see* GLD.11.2)
- provide for the ethical practice of their professions; (*Also see* GLD.12.1) and
- oversee the quality of patient care.

The department/service leaders of the medical and nursing staff create a suitable professional staff structure(s) to carry out these responsibilities. The structure(s) and the associated processes or committees used to carry out these responsibilities can be through a single professional staff composed of physicians, nurses, and other health care practitioners or separate medical and nursing staff structures, **for example**. The structure chosen can be highly organized with committees, bylaws, and rules and regulations or can be informally organized. In general, the structure(s) chosen

- includes all the relevant clinical staff;
- is consistent with the hospital's ownership, mission, and structure;
- is appropriate for the hospital's complexity and size of the professional staff; and
- is effective in carrying out the responsibilities listed above.

#### **Measurable Elements of GLD.8**

- 1. There is a professional staff structure(s) used by medical, nursing, and other department/service leaders to carry out their responsibilities and authority. (*Also see* ASC.2, ME 4 and SQE.1, ME 1)
- 2. The structure(s) is appropriate to the hospital's size and complexity. (*Also see* SQE.1, ME 1)
- 3. The organizational structure(s) and processes support a culture of safety and professional communication.
- 4. The organizational structure(s) and processes support clinical planning and policy development. (*Also see* GLD.11.2)
- 5. The organizational structure(s) and processes support oversight of professional ethical issues.
- 6. The organizational structure(s) and processes support oversight of the quality of clinical services.

## **Direction of Hospital Departments and Services**

### **Standard GLD.9**

One or more qualified individuals provide direction for each department or service in the hospital. (P)

#### **Intent of GLD.9**

The clinical care, patient outcomes, and overall management of a hospital are only as good as the clinical and managerial activities of each individual department or service. Good departmental or service performance requires clear leadership from a qualified individual. In larger departments or services, there may be multiple leaders. In such a case, the responsibilities of each role are defined in writing.

Each department/service leader communicates his or her human resources and other resource requirements to hospital leadership. This helps ensure that adequate staff, space, medical equipment, technology, and other resources are available to meet patients' needs at all times. Although the department/service leaders make recommendations regarding human and other resource needs, those needs sometimes change or are not fully met. Thus, department/service leaders have a process to respond to resource shortages to ensure safe and effective care for all patients.

Department/service leaders consider the services provided and planned by the department or service and the education, skills, knowledge, and experience needed by the department's professional staff to provide those services. Department/service leaders develop criteria reflecting this consideration and then select staff. Department/service leaders may also work with human resources or other departments in the selection process based on their recommendations.

Department/service leaders ensure that all staff in the department or service understand their responsibilities and establish the orientation and training for new staff. The orientation includes the hospital's mission, the department's or service's mission, the scope of services provided, and the policies and procedures related to providing services. **For example**, all staff understand the infection prevention and control procedures within the hospital and within the department or service. When new or revised policies or procedures are implemented, staff are trained. (*Also see* ACC.3, ME 1; AOP.6.1; MMU.1; QPS.1; and PCI.1)

#### **Measurable Elements of GLD.9**

- 1. Each department or service in the hospital is directed by an individual with the training, education, and experience comparable to the services provided. (*Also see* AOP.5.1, ME 1; AOP.5.1.1, ME 1; AOP.5.11, ME 1; AOP.6.1, ME 1; COP.8.1, ME 2; ASC.2, ME 2; MMU.1, ME 3; PCI.1, ME 1; and FMS.3, ME 1)
- 2. Department/service leaders recommend space, medical equipment, staffing, technology, and other resources needed by the department or service and have a process in place to respond to shortages. (*Also see* AOP.6.2, ME 5; COP.3.2; COP.8; FMS.3; SQE.6, ME 2; SQE.6.1, MEs 2 and 3)
- 3. Department/service leaders recommend criteria for selecting the department's or service's professional staff and choose or recommend individuals who meet those criteria. (*Also see* COP.8.2, ME 3 and SQE.6, ME 2)
- 4. Department/service leaders provide orientation and training for all staff of the duties and responsibilities for the department or service to which they are assigned. (*Also see* AOP.5.3, ME 4; AOP.6.3, ME 5; and SQE.7, ME 1)

## Standard GLD.10

Each department/service leader identifies, in writing, the services to be provided by the department, and integrates or coordinates those services with the services of other departments. ⑥

### Intent of GLD.10

The department/service leaders collaborate to determine the uniform format and content of the department-specific planning documents. In general, the documents prepared by each clinical department define its goals, as well as identify current and planned services. Department policies and procedures reflect the department's goals and services as well as the knowledge, skills, and availability of staff required to assess and to meet patient care needs. (*Also see ACC.3, ME 1*)

Clinical services provided to patients are coordinated and integrated within each department or service. **For example**, there is integration of medical and nursing services. Also, each department or service coordinates and integrates its services with other departments and services. Unnecessary duplication of services is avoided or eliminated to conserve resources.

### Measurable Elements of GLD.10

- 1. Department/service leaders have selected and use a uniform format and content for planning documents.
- 2. The departmental or service documents describe the current and planned services provided by each department or service. (*Also see ACC.2.3, ME1; ACC.2.3.1, ME 1; and ACC.3, ME 1*)
- 3. The departmental or service documents guide the provision of identified services.
- 4. The departmental or service documents address the staff knowledge and skills needed to assess and to meet patient needs.
- 5. There is coordination and/or integration of services within and with other departments and services. (*Also see ACC.3*)

## Standard GLD.11

Department/service leaders improve quality and patient safety by participating in hospitalwide improvement priorities and in monitoring and improving patient care specific to the department/service.

### Intent of GLD.11

Department/service leaders engage their staff in improvement activities that reflect the hospitalwide priorities (*see GLD.5*) and address the clinical or nonclinical activities specific to the department or service. **For example**, a clinical department or service would participate in the hospitalwide effort to improve handover communications and also may monitor and reduce variation in an internal process such as the ordering of diagnostic tests for patients with the same condition. Similarly, a managerial department may be involved in automation projects to improve handover communications and also may monitor and improve the accuracy of patient bills.

Department/service leaders consider the Joint Commission International Library of Measures and/or other well-defined, evidence-based measures as applicable to the services provided by the department or service. (*Also see APR.7*)

Thus, the leaders of the department or service implement the selection and monitoring of measures specific to the department or service that include the following:

- Those hospitalwide measurement and improvement priorities set by hospital leadership that relate to their specific department or service
- The measures associated with specific department/service priorities to reduce variation, improve the safety of high-risk procedures/treatments, improve patient satisfaction, or improve efficiency

Selection of measures should be based on those activities and processes that need improvement in the department or service. For each measure, a target should be set. It is expected that initial measurement will not reach the target; however, once strategies for improvement are implemented, department/service leaders should expect to see improvement *toward* the target. When the target has been met and sustained for at least four measurement periods, a new measure is selected.

The leader of the clinical department or service is responsible for ensuring that the measurement activities provide the opportunity for the evaluation of staff as well as the processes of care. Thus, measurement includes, over time, all of the services provided. The resulting data and information are important to the department's or service's improvement efforts but are also important to the hospital's quality improvement and patient safety program. (*Also see* QPS.1, ME 3 and QPS.2)

**Note:** Some departments, such as infection control, facility management, radiology, and the clinical laboratory, have ongoing quality monitoring or control programs that are included in the measurement priorities and are described in the standards related to those services. (*Also see* AOP.5.9 and AOP.6.7)

### Measurable Elements of GLD.11

- 1. Department/service leaders implement hospitalwide quality measures that relate to the services provided by their department or service, including any contracted services for which they are responsible. (*Also see* PCI.10, ME 1 and FMS.10, ME 1)
- 2. Department/service leaders implement quality measures to reduce variation and improve processes within the department or service, including implementation of measures found in the Joint Commission International Library of Measures or other resources for well-defined, evidence-based clinical measures.
- 3. Department/service leaders select measures based on the need for improvement, and once improvement has been sustained, select a new measure. (*Also see* QPS.1, ME 3 and QPS.10, ME 2)
- 4. Department and service quality measurement and improvement activities are integrated into and supported by the quality management and coordination structure of the organization. (*Also see* QPS.10)

## Standard GLD.11.1

Measures selected by the department/service leaders that are applicable to evaluating the performance of physicians, nurses, and other professional staff participating in the clinical care processes, are used in the staff's performance evaluation.

### Intent of GLD.11.1

Leaders are responsible for ensuring the quality of care and services provided by their department/service. Measurement activities provide the opportunity for the evaluation of these services. Department/service leaders are involved in the appointment, privilege delineation, ongoing monitoring and evaluation, and reappointment of the physicians within the department or service. Quality measurement activities can be important to ensuring that the department/service leader has objective information to support these activities. Over time, quality measurement includes all of the services provided by the department or service and includes the clinical privileges of all the physicians. The "Clinical Results" section of the intent of SQE.11 provides additional information on the ongoing physician evaluation process. In some cases the measures will be linked



to the clinical practice guidelines implemented in the department or service (*also see* GLD.11.2). When applicable, measures may be taken from the Joint Commission International Library of Measures to permit the use of standardized measures within the department or service. Similarly, data are needed to support the evaluation of the nurses and other health care practitioners in the department. Although these individuals have job descriptions rather than clinical privileges, the department/service leader is still accountable for evaluating their work. Standard SQE.3 describes the evaluation process for these individuals, and the measurement activities described in this standard will support an objective evaluation process. In many cases, the clinical practice guidelines implemented in the department or service will have associated pathways and protocols that will support the collection of measurement data for nursing staff and other health care practitioners. (*Also see* QPS.2 and SQE.10)

### Measurable Elements of GLD.11.1

- ❑ 1. When applicable, department/service leaders include results of measurement activities in the ongoing professional practice review of the department's or service's physicians. (*Also see* SQE.11, ME 4)
- ❑ 2. When applicable, department/service leaders include results of measurement activities useful in the performance evaluation of nursing staff. (*Also see* SQE.14.1, ME 2)
- ❑ 3. When applicable, department/service leaders include results of measurement activities useful in the performance evaluation of other health practitioners. (*Also see* SQE.16.1, ME 2)

## Standard GLD.11.2

Department/service leaders select and implement clinical practice guidelines, and related clinical pathways and/or clinical protocols, to guide clinical care. ⑥

### Intent of GLD.11.2

The goals of hospitals include

- standardizing clinical care processes;
- reducing risks within care processes, particularly those associated with critical decision steps;
- providing clinical care in a timely, effective manner using available resources efficiently; and
- consistently delivering high-quality care using *evidence-based* practices.

Hospitals use a variety of tools to reach these and other goals. **For example**, health care practitioners seek to develop clinical care processes and make clinical care decisions based on the best available scientific evidence. *Clinical practice guidelines* are useful tools in this effort to understand and to apply the best science to a particular diagnosis or condition. (*Also see* QPS.3 and PCI.6.1) The hospital uses only those clinical practice guidelines that have been reviewed and endorsed by relevant authoritative sources; **for example**, a national professional association or council, or international organization that catalogues approved guidelines. If the clinical practice guideline was developed by the hospital, it would be submitted to an authoritative source for endorsement.

Frequently, the effective implementation of a clinical practice guideline will require *clinical pathways* and clinical protocols to be adapted or developed. Pathways and protocols are useful tools in this effort to ensure effective sequencing, integration, and coordination of care and efficient use of available resources.

Clinical practice guidelines and any related clinical care pathways and clinical protocols relevant to the hospital's patient population and mission are

- a) selected from among those applicable to the services and patients of the hospital (mandatory national guidelines are included in this process, if present);
- b) evaluated for their relevance to identified patient populations;

- c) adapted when needed to the technology, drugs, and other resources of the hospital or to accepted national professional norms;
- d) assessed for their scientific evidence and endorsement by an authoritative source;
- e) formally approved or adopted by the hospital;
- f) implemented and measured for consistent use and effectiveness;
- g) supported by staff trained to apply the guidelines or pathways; and
- h) periodically updated based on changes in the evidence and evaluation of processes and outcomes.

As many guidelines, and related protocols and pathways, impact multiple clinical departments or services, the leaders are collectively expected to accomplish the following on an annual basis:

- Department/service leaders collectively determine at least five hospitalwide priority areas on which to focus—for example, a patient diagnosis such as stroke, or a procedure such as transplantation, or a population such as geriatric, or a disease such as diabetes, among others—for which guidelines would impact the quality and safety of patient care and reduce unwanted variation in outcomes. (*Also see* APR.7 and GLD.11.1)
- Complete the process described in a) through h) for the guideline related to the identified priority focus areas.

This collective selection process does not prohibit an individual department or service from selecting additional guidelines, and any associated protocols or pathways, more specific to the services provided in that department or service. (*Also see* IPSG.5; COP.3.3, ME 3; COP.8.6; COP.9.3, ME 1; PCI.6; GLD.8, ME 4; and SQE.11)

### Measurable Elements of GLD.11.2

- 1. On an annual basis, department/service leaders collectively determine at least five hospitalwide priority areas on which to focus the use of clinical practice guidelines.
- 2. Department/service leaders follow the process described in a) through h) of the intent in selecting and implementing clinical practice guidelines.
- 3. Department/service leaders implement clinical guidelines and any associated clinical pathways or clinical protocols for each identified priority area as relevant to the department/service.
- 4. Department/service leaders demonstrate how the use of clinical practice guidelines, clinical pathways, and/or clinical protocols has reduced variation in processes and outcomes

---

## **Organizational and Clinical Ethics**

---

### **Standard GLD.12**

Hospital leadership establishes a framework for ethical management that promotes a culture of ethical practices and decision making to ensure that patient care is provided within business, financial, ethical, and legal norms and protects patients and their rights. ③

#### **Standard GLD.12.1**

The hospital's framework for ethical management addresses operational and business issues, including marketing, admissions, transfer, discharge, and disclosure of ownership and any business and professional conflicts that may not be in patients' best interests. ③

#### **Standard GLD.12.2**

The hospital's framework for ethical management addresses ethical issues and decision making in clinical care. ③

## Intent of GLD.12 Through GLD.12.2

Hospitals face many challenges in providing safe, high-quality health care. With advances in medical technology, financial constraints, and increasing expectations, ethical dilemmas and controversies are much more common. Hospital leadership has a professional and legal responsibility to create and promote an environment and culture that operate within an ethical *framework*. The ethical framework must apply to both the hospital's business and clinical activities alike. Hospital leadership must demonstrate ethical behaviors and develop guidelines for organizational performance and conduct. Hospital leadership's actions and the hospital's guidelines for ethical behavior must be congruent with the hospital's vision, mission, and value statements; staff policies; annual reports; and other documents.

The framework supports the hospital's health care practitioners, other staff, and patients and family when confronted by ethical dilemmas in patient care, such as interprofessional disagreements and disagreements between patients and their health care practitioners regarding care decisions. Such support is readily available and includes ethics resources and training for health care practitioners and other staff. In addition, national and international norms related to human rights and professional ethics must be taken into consideration when creating an ethical framework and guiding documents.

The hospital operates within this framework to

- disclose ownership and any conflicts of interest;
- honestly portray its services to patients;
- protect confidentiality of patient information;
- provide clear admission, transfer, and discharge policies;
- bill accurately for its services and ensure that financial incentives and payment arrangements do not compromise patient care;
- encourage transparency in reporting organizational and clinical performance measures;
- establish a mechanism by which health care practitioners and other staff may report clinical errors and raise ethical concerns with impunity, including disruptive staff behavior related to clinical and/or operational issues;
- support an environment that allows free discussion of ethical concerns without fear of retribution;
- provide an effective and timely resolution to ethical conflicts that arise;
- ensure nondiscrimination in *employment practices* and provision of patient care in the context of the cultural and regulatory norms of the country; and
- reduce disparities in health care access and clinical outcomes. (*Also see* COP.1, PFR.1.1, and GLD.8)

## Measurable Elements of GLD.12

- 1. Hospital leadership establishes a framework for the hospital's ethical management that promotes a culture of ethical practices and decision making to ensure the protection of patients and their rights. (*Also see* GLD.8)
- 2. The ethical framework ensures that patient care is provided within business, financial, ethical, and legal norms.
- 3. The hospital ensures nondiscrimination in employment practices and provision of patient care in the context of the cultural and regulatory norms of the country.
- 4. Hospital leadership examines national and international ethical norms for incorporation when developing the hospital's framework for ethical conduct.

## Measurable Elements of GLD.12.1

- 1. The hospital discloses its ownership and any conflicts of interest. (*Also see* AOP.5, ME 5 and AOP.6, ME 5)
- 2. The hospital honestly portrays its services to patients.

- ❑ 3. The hospital accurately bills for services and ensures that financial incentives and payment arrangements do not compromise patient care.

### Measurable Elements of GLD.12.2

- ❑ 1. The hospital's framework for ethical management establishes a mechanism by which health care practitioners and other staff may raise ethical concerns without fear of retribution.
- ❑ 2. Support for identifying and addressing ethical concerns is readily available and includes ethics resources and training for health care practitioners and other staff.
- ❑ 3. The hospital provides an effective and timely resolution to ethical conflicts that arise.

## Standard GLD.13

Hospital leadership creates and supports a culture of safety program throughout the hospital. ⑤

### Standard GLD.13.1

Hospital leadership implements, monitors, and takes action to improve the program for a culture of safety throughout the hospital.

#### Intent of GLD.13 and GLD.13.1

A *culture of safety* has been defined as “a collaborative environment in which skilled clinicians treat each other with respect, leaders drive effective teamwork and promote psychological safety, teams learn from errors and near misses, caregivers are aware of the inherent limitations of human performance in complex systems (stress recognition), and there is a visible process of learning and driving improvement through debriefings.”<sup>14,15</sup>

Safety and quality thrive in an environment that supports teamwork and respect for other people, regardless of their position in the hospital. Hospital leadership demonstrates their commitment to a culture of safety and set expectations for those who work in the hospital. Behaviors that are not consistent with a safe culture or that intimidate others and affect morale or staff turnover can be harmful to patient care. Key features of a program for a culture of safety include

- acknowledgment of the high-risk nature of a hospital's activities and the determination to achieve consistently safe operations;
- an environment in which individuals are able to report errors or near misses without fear of reprimand or punishment;
- encouragement of collaboration across ranks and disciplines to seek solutions to patient safety problems; and
- organizational commitment of resources, such as staff time, education, a safe method for reporting issues, and the like, to address safety concerns.<sup>16–23</sup>

Health care continues to have a culture of individual blame, which impairs the advancement of a safety culture. There are instances in which individuals should not be blamed for an error; **for example**, when there is poor communication between patient and staff, when there is a need for rapid decision making, or when there are human factor design flaws in a treatment process. However, certain errors are the result of reckless behavior and do require accountability. **Examples** of reckless behavior include failure to follow hand-hygiene guidelines, not performing the time-out before surgery, or not marking the surgical site. A culture of safety includes identifying and addressing issues related to systems that lead to unsafe behaviors. At the same time, though, hospitals must maintain accountability by establishing zero tolerance for reckless behavior. Accountability distinguishes between human error (such as a mix-up), at-risk behavior (**for example**, taking shortcuts), and reckless behavior (such as ignoring required safety steps).

Hospital leadership evaluates the culture on a regular basis using a variety of methods, such as formal surveys, focus groups, staff interviews, and data analysis. Hospital leadership encourages teamwork and creates structures, processes, and programs that allow this positive culture to flourish. Hospital leadership must address undesirable behaviors of individuals working at all levels of the hospital, including management, clinical and nonclinical staff, licensed independent practitioners, and governing entity members.

### Measurable Elements of GLD.13

- 1. Hospital leadership establishes and supports an organizational culture that promotes accountability and transparency.
- 2. Hospital leadership develops and documents a code of conduct and identifies and corrects behaviors that are unacceptable.
- 3. Hospital leadership provides education and information (such as literature and advisories) relevant to the hospital's culture of safety to all individuals who work in the hospital.
- 4. Hospital leadership defines how issues related to a culture of safety within the hospital are identified and managed.
- 5. Hospital leadership provides resources to promote and support the culture of safety within the hospital.

### Measurable Elements of GLD.13.1

- 1. Hospital leadership provides a simple, accessible, and confidential system for reporting issues relevant to a culture of safety in the hospital.
- 2. Hospital leadership ensures that all reports related to the hospital's culture of safety are investigated in a timely manner.
- 3. The hospital identifies systems issues that lead health care practitioners to engage in unsafe behaviors.
- 4. Hospital leadership uses measures to evaluate and monitor the safety culture within the hospital and implement improvements identified from measurement and evaluation.
- 5. Hospital leadership implements a process to prevent retribution against individuals who report issues related to the culture of safety.

---

## **Health Professional Education**

---

**Note:** This standard applies to hospitals that provide health professional education but do not meet the eligibility criteria for Academic Medical Center Hospital accreditation.

---

### Standard GLD.14

Health professional education, when provided within the hospital, is guided by the educational parameters defined by the sponsoring academic program and the hospital's leadership.

#### Intent of GLD.14

Frequently, hospitals incorporate a teaching role in their mission and are the clinical setting for portions of medical, nursing, other health care practitioners, and other student training. **For example**, students and trainees in medicine may spend a few months gaining clinical experience in a community teaching hospital, or

a nursing program may be based in the hospital. These hospitals serve an important role; however, they are not considered academic medical center hospitals for the purpose of these standards.

When the hospital participates in these types of training programs, the hospital

- provides a mechanism(s) for oversight of the program(s);
- obtains and accepts the parameters of the sponsoring academic program;
- has a complete record of all students and trainees within the hospital;
- has documentation of the enrollment status, licensure or certifications achieved, and academic classification of the students and trainees;
- understands and provides the required level of supervision for each type and level of student and trainee; and
- integrates students and trainees into the hospital's orientation, quality, patient safety, infection prevention and control, and other programs. (*Also see GLD.1.1*)

### Measurable Elements of GLD.14

- 1. The hospital provides a mechanism(s) for oversight of the training program(s).
- 2. The hospital obtains and accepts the parameters of the sponsoring academic program.
- 3. The hospital has a complete record of all students and trainees within the hospital.
- 4. The hospital has documentation of the enrollment status, licensure or certifications achieved, and academic classification of the students and trainees.
- 5. The hospital understands and provides the required level of supervision for each type and level of student and trainee.
- 6. The hospital integrates students and trainees into its orientation, quality, patient safety, infection prevention and control, and other programs. (*Also see SQE.7, ME 4*)

---

## **Human Subjects Research**

---

**Note:** These standards apply to hospitals that conduct human subjects research but do not meet the eligibility criteria for Academic Medical Center Hospital accreditation.

### **Standard GLD.15**

Human subjects research, when provided within the hospital, is guided by laws, regulations, and hospital leadership. (P)

#### **Intent of GLD.15**

Human subjects research on a large scale or small scale is a complex and significant endeavor for a hospital. Hospital leadership recognizes the required level of commitment and personal involvement required to advance scientific inquiry in the context of protecting the patients for whom they have made a commitment to diagnose and treat. Hospital leadership's commitment to human subjects research is not separate from their commitment to patient care—commitment is integrated at all levels. Thus, ethical considerations, good communication, responsible leaders, regulatory compliance, and financial and nonfinancial resources are components of this commitment. One such resource is indemnity insurance to adequately compensate patients for adverse events due to the research protocol. Hospital leadership recognizes the obligation to protect patients irrespective of the sponsor of the research. (*Also see GLD.1.1*)

When the hospital's research requires admission to specialized wards, such admission is through established criteria or an established protocol. Individuals from the research or other programs are involved in developing

the criteria or protocol. Admission to such programs is documented in the patient's medical record and includes the criteria or protocol conditions under which the patient was admitted.

### Measurable Elements of GLD.15

- 1. Hospital leadership identifies the official(s) responsible for maintaining the development of and compliance with all human subjects research policies and procedures.
- 2. Hospital leadership assumes responsibility for patient protection irrespective of the sponsor of the research.
- 3. Hospital leadership recognizes and establishes mechanisms for compliance with all regulatory and professional requirements related to research.
- 4. Hospital leadership ensures that there is a source of indemnity insurance to adequately compensate patients participating in clinical research who experience an adverse event.
- 5. The hospital has established entry and/or transfer criteria for an admission to a specialized ward due to research and/or another specialized program to meet patient needs.

## Standard GLD.16

Patients and families are informed about how to gain access to clinical research, clinical investigations, or clinical trials involving human subjects. (P)

### Intent of GLD.16

A hospital that conducts clinical research, clinical investigations, or *clinical trials* involving human subjects provides information to patients and families about how to gain access to those activities when relevant to the patients' treatment needs. When patients are asked to participate, they need information on which to base their decisions. That information includes

- expected benefits;
- potential discomforts and risks;
- alternatives that might also help them; and
- procedures that must be followed.

Patients are informed that they can refuse to participate or withdraw participation and that their refusal or withdrawal will not compromise their access to the hospital's services. The hospital has policies and procedures for providing patients and families with this information.

### Measurable Elements of GLD.16

- 1. As appropriate, patients and families are identified and informed about how to gain access to clinical research, clinical investigations, or clinical trials relevant to their treatment needs.
- 2. Patients and families asked to participate are informed about expected benefits.
- 3. Patients and families asked to participate are informed about potential discomforts and risks.
- 4. Patients and families asked to participate are informed about alternatives that might also help them.
- 5. Patients and families asked to participate are informed about the procedures that must be followed.
- 6. Patients and families are assured that their refusal to participate or withdraw from participation will not compromise their access to the hospital's services.

## Standard GLD.17

Patients and families are informed about how patients who choose to participate in clinical research, clinical investigations, or clinical trials are protected.

### Intent of GLD.17

A hospital that conducts clinical research, clinical investigations, or clinical trials involving human subjects knows that its first responsibility is to the patient's health and well-being. To assist with decisions regarding participation in clinical research, clinical investigations, or clinical trials, the hospital informs patients and families about

- the research and the patient's role in the research;
- the potential risks and benefits to the patient;
- the patient's rights related to withdrawal from participation in the research;
- the patient's rights to confidentiality and security of information; and
- obtaining patient consent for participation in the research. (*Also see* GLD.18)

### Measurable Elements of GLD.17

- 1. Patients and families are informed about the research and the potential benefits and risks to patients who decide to participate.
- 2. Patients and families are informed about their rights related to withdrawing from participation.
- 3. Patients and families are informed about their rights to confidentiality and security of information. (*Also see* MOI.2)
- 4. Patients and families are informed about the hospital's process for obtaining consent. (*Also see* PFR.5.1)

## Standard GLD.18

Informed consent is obtained before a patient participates in clinical research, clinical investigations, or clinical trials. ©

### Intent of GLD.18

When patients and families decide to participate in clinical research, clinical investigations, or clinical trials, informed consent is obtained. The information provided at the time the decision to participate is made serves as the basis for the informed consent (*also see* PFR.5.1 and GLD.17). The individual(s) providing the information and obtaining the consent is noted on the informed consent document and stored in the files for the research protocol.

### Measurable Elements of GLD.18

- 1. Informed consent is obtained when a patient decides to participate in clinical research, clinical investigations, or clinical trials.
- 2. The identity of the individual(s) providing the information and obtaining the consent is noted on the informed consent document and stored in the files for the research protocol.
- 3. Consent is documented and dated on the informed consent document by signature or record of verbal consent.



## Standard GLD.19

The hospital has a committee or another way to oversee all research in the hospital involving human subjects. (P)

### Intent of GLD.19

When the hospital conducts clinical research, investigations, or trials that involve human subjects, a committee or other mechanism such as a hospital-specific or shared Institutional Review Board (IRB) to provide oversight for all such activities in the hospital is established. The hospital develops a statement of purpose for the oversight activities. Oversight activities include the review process for all research protocols, a process to weigh the relative risks and benefits to the subjects, and processes related to the confidentiality and security of the research information. (Also see GLD.7)

### Measurable Elements of GLD.19

- 1. The hospital has a committee or other mechanism such as a hospital-specific or shared Institutional Review Board (IRB) to oversee all research within the hospital.
- 2. The hospital develops a clear statement of purpose for the oversight activities.
- 3. Oversight activities include a review process.
- 4. Oversight activities include a process to weigh relative risks and benefits to subjects.
- 5. Oversight activities include processes to provide confidentiality and security of research information.

### References

1. Hofmann PB, Yates GR. The one trait that consistently high-performing health systems and hospitals share: The importance of humility is significantly underappreciated by health care leaders. *HE&HN*. 2015 Sep 21. Accessed Nov 16, 2016. <http://www.hhnmag.com/articles/6553-the-one-trait-that-consistently-high-performing-health-systems-and-hospitals-share>.
2. Chassin MR, Loeb JM. High-reliability health care: Getting there from here. *Milbank Q*. 2013 Sep;91(3):459–490.
3. Hofmann PB. The community's conscience: In addition to their fiduciary duties, trustees are responsible for their hospital's moral compass. *Trustee*. 2014 Sep;40–41.
4. Baba VV, HakemZadeh F. Toward a theory of evidence based decision making. *Management Decision*. 2012; 50(5):832–867.
5. Barends E, Rousseau DM, Briner RB. Evidence-Based Management: The Basic Principles. Amsterdam: CEBMa, 2014. Accessed Nov 16, 2016. <https://www.cebma.org/wp-content/uploads/Evidence-Based-Practice-The-Basic-Principles-vs-Dec-2015.pdf>.
6. Kovner AR. Evidence-based management: Implications for nonprofit organizations. *Nonprofit Manag Leadersh*. 2014 Spring;24(3):417–424.
7. Cold Chain Compliance. FDA & ICH: Regulations and Standards for Temperature-Controlled Supply Chains. Vaisala. 2012. Accessed Nov 15, 2016. [http://www.vaisala.com/Vaisala%20Documents/Regulatory%20Compliance%20Information/Cold\\_Chain\\_FDA\\_ICH-Application-Note.pdf](http://www.vaisala.com/Vaisala%20Documents/Regulatory%20Compliance%20Information/Cold_Chain_FDA_ICH-Application-Note.pdf).
8. Felea M, Albastroiu I. An introduction to supply chain risk management: Definitions and theories perspective. *Valahian Journal of Economic Studies*. 2013;4(3):57–64.
9. Gostin LO, Buckley GJ, Kelley PW. Stemming the global trade in falsified and substandard medicines. *JAMA*. 2013 Apr 24;309(16):1693–1694.
10. International Organization for Standardization. ISO 9001—What Does It Mean in the Supply Chain? 2016. Accessed Nov 10, 2016. [http://www.iso.org/iso/publication\\_item.html?pid=PUB100304](http://www.iso.org/iso/publication_item.html?pid=PUB100304).
11. Kanyoma KE, et al. Sourcing strategy and supply chain risk management in the healthcare sector: A case study of Malawi's public healthcare delivery supply chain. *Journal of Management and Strategy*. 2013;4(3):16–26.
12. MIT Center for Transportation & Logistics. MIT Tool Will Help Companies Assess Weak Links in Supply Chains. Schectman J. Sep 16, 2013. Accessed Nov 15, 2016. <http://ctl.mit.edu/news/mit-tool-will-help-companies-assess-weak-links-supply-chains>.

13. GS1. *Global Traceability Standard for Healthcare*. Issue 1.2.0. Oct 2013. Accessed Nov 16, 2016. [http://www.gs1.org/sites/default/files/docs/traceability/Global\\_Traceability\\_Standard\\_Healthcare.pdf](http://www.gs1.org/sites/default/files/docs/traceability/Global_Traceability_Standard_Healthcare.pdf).
14. Agency for Healthcare Research and Quality Patient Safety Network. Patient Safety Primer: Update on Safety Culture. Frankel A, Leonard M. Jul–Aug 2013. Accessed Dec 4, 2016. <https://psnet.ahrq.gov/perspectives/perspective/144/update-on-safety-culture>.
15. Leonard M, et al. editors. *The Essential Guide for Patient Safety Officers*, 2nd ed. Oak Brook, IL: Joint Commission Resources, 2013.
16. Agency for Healthcare Research and Quality. Patient Safety Primers: Safety Culture. Jul 2016. Accessed Nov 27, 2016. Agency for Healthcare Research and Quality Patient Safety Network. Patient Safety Primer: Safety Culture. (Updated: Jul 2016.) Accessed Dec 4, 2016. <http://psnet.ahrq.gov/primer.aspx?primerID=5>.
17. Agency for Healthcare Research and Quality (AHRQ). *TeamSTEPPS®: Strategies and Tools to Enhance Performance and Patient Safety*. Rockville, MD: AHRQ, 2016. Accessed Nov 15, 2016. <http://www.ahrq.gov/professionals/education/curriculum-tools/teamstepps/index.html>.
18. Agency for Healthcare Research and Quality. International Use of the Surveys on Patient Safety Culture. Sep 2012. (Updated: Jun 2016.) Accessed Nov 27, 2016. <http://www.ahrq.gov/professionals/quality-patient-safety/patientsafetyculture/pscintusers.html>.
19. ECRI Institute. Top 10 Health Technology Hazards for 2016. Nov 2015. Accessed Nov 13, 2016. <https://www.ecri.org/Pages/2016-Hazards.aspx>.
20. Famolaro T, et al. *Hospital Survey on Patient Safety Culture 2016 User Comparative Database Report*. Rockville, MD: Agency for Healthcare Research and Quality, Mar 2016. Accessed Nov 27, 2016. <http://www.ahrq.gov/professionals/quality-patient-safety/patientsafetyculture/hospital/hosp-reports.html>.
21. Thomas L, Galla C. Building a culture of safety through team training and engagement. *BMJ Qual Saf*. 2013 May;22(5):425–434.
22. Wagner C, et al. Assessing patient safety culture in hospitals across countries. *Int J Qual Health Care*. 2013 Jul;25(3):213–221.
23. Weaver SJ, et al. Promoting a culture of safety as a patient safety strategy: A systematic review. *Ann Intern Med*. 2013 Mar 5;158(5 Pt 2):369–374.



# Facility Management and Safety (FMS)

---

## Overview

Health care organizations work to provide safe, functional, and supportive facilities for patients, families, staff, and visitors. To reach this goal, the physical facility, medical and other equipment, and people must be effectively managed. In particular, management must strive to

- reduce and control hazards and risks;
- prevent accidents and injuries; and
- maintain safe conditions.

Effective management includes multidisciplinary planning, education, and monitoring as follows:

- The leaders plan the space, equipment, and resources needed to safely and effectively support the clinical services provided.
- All staff are educated about the facility, how to reduce risks, and how to monitor and to report situations that pose risk.
- Performance criteria are used to evaluate important systems and to identify needed improvements.

Written programs are developed and include the following six areas, when appropriate to the facility and activities of the organization:


1. Safety and security
  - Safety—The degree to which the organization's buildings, construction areas, grounds, and equipment do not pose a hazard or risk to patients, staff, or visitors.
  - Security—Protection from loss, destruction, tampering, or unauthorized access or use.
2. Hazardous materials—Handling, storage, and use of radioactive and other materials are controlled, and hazardous waste is safely disposed.
3. Emergency management—Risks are identified and response to epidemics, disasters, and emergencies is planned and effective, including the evaluation of the structural integrity of patient care environments.
4. Fire safety—Conducting ongoing assessment of risks to enhance protection of property and occupants from fire and smoke.
5. Medical equipment—Equipment is selected, maintained, and used in a manner to reduce risks.
6. Utility systems—Electrical, water, and other utility systems are maintained to minimize the risks of operating failures.

When the organization has nonhospital entities within the patient care facilities to be surveyed (such as an independently owned coffee shop or gift shop), the organization has an obligation to ensure that these independent entities comply with the following facility management and safety programs:

- Safety and security programs
- Hazardous materials programs
- Emergency management programs
- Fire safety programs

Laws, regulations, and inspections by local authorities determine in large part how a facility is designed, used, and maintained. All organizations, regardless of size and resources, must comply with these requirements as part of their responsibilities to their patients, families, staff, and visitors.


Organizations are required to comply with laws and regulations, including building and fire codes. They are knowledgeable about the details of the physical facilities they occupy by performing regular facility inspections. They proactively gather data and carry out strategies to reduce risks and to enhance the patient care environment.

**Note:** Some standards require the hospital to have a written policy, procedure, program, or other written document for specific processes. Those standards are indicated by a  icon after the standard text.




## Standards

The following is a list of all standards for this function. They are presented here for your convenience without their intent statements or measurable elements. For more information about these standards, please see the next section in this chapter, Standards, Intents, and Measurable Elements.



### Leadership and Planning

- FMS.1** The hospital complies with relevant laws, regulations, building and fire safety codes and facility inspection requirements.
- FMS.2** The hospital develops and maintains a written program(s) describing the processes to manage risks to patients, families, visitors, and staff. 
- FMS.3** One or more qualified individuals oversee the planning and implementation of the facility management program to reduce and control risks in the care environment.


### Safety and Security

- FMS.4** The hospital plans and implements a program to provide a safe physical facility through inspection and planning to reduce risks. 
- FMS.4.1** The hospital plans and implements a program to provide a secure environment for patients, families, staff, and visitors. 
- FMS.4.2** The hospital plans and budgets for upgrading or replacing key systems, buildings, or components based on the facility inspection and in keeping with laws and regulations.
  - FMS.4.2.1** When planning for demolition, construction, or renovation, the organizations conducts a preconstruction risk assessment. 

### Hazardous Materials

- FMS.5** The hospital has a program for the inventory, handling, storage, and use of hazardous materials and waste. 
- FMS.5.1** The hospital has a program for the control and disposal of hazardous materials and waste. 

### Disaster Preparedness

- FMS.6** The hospital develops, maintains, and tests an emergency management program to respond to emergencies and natural or other disasters that have the potential of occurring within the community. 

## Fire Safety

**FMS.7** The hospital establishes and implements a program for the prevention, early detection, suppression, abatement, and safe exit from the facility in response to fires and nonfire emergencies. (P)

**FMS.7.1** The hospital regularly tests its fire and smoke safety program, including any devices related to early detection and suppression, and documents the results. (P)

**FMS.7.2** The fire safety program includes limiting smoking by staff and patients to designated non-patient care areas of the facility. (P)

## Medical Equipment

**FMS.8** The hospital establishes and implements a program for inspecting, testing, and maintaining medical equipment and documenting the results. (P)

**FMS.8.1** The hospital has a system in place for monitoring and acting on medical equipment hazard notices, recalls, reportable incidents, problems, and failures. (P)

## Utility Systems

**FMS.9** The hospital establishes and implements a program to ensure that all utility systems operate effectively and efficiently.

**FMS.9.1** Utility systems are inspected, maintained, and improved.

**FMS.9.2** The hospital utility systems program ensures that potable water and electrical power are available at all times and establishes and implements alternative sources of water and power during system disruption, contamination, or failure.

**FMS.9.3** Designated individuals or authorities monitor water quality regularly.

## Facility Management and Safety Program Monitoring

**FMS.10** The hospital collects and analyzes data from each of the facility management and safety programs to support planning for replacing or upgrading medical equipment, technology and systems, and reducing risks in the environment.

## Staff Education

**FMS.11** The hospital educates, trains, and tests all staff about their roles in providing a safe and effective patient care facility.

**FMS.11.1** Staff members are trained and knowledgeable about their roles in the hospital's programs for fire safety, security, hazardous materials, and emergencies.

**FMS.11.2** Staff are trained to operate and to maintain medical equipment and utility systems.

# Standards, Intents, and Measurable Elements

## *Leadership and Planning*

### **Standard FMS.1**

The hospital complies with relevant laws, regulations, building and fire safety codes, and facility inspection requirements.

## Intent of FMS.1

Laws, regulations, and inspections by national and local authorities determine in large part how a facility is designed, used, and maintained. All hospitals, regardless of size and resources, must comply with these requirements as part of their responsibilities to their patients, families, staff, and visitors.<sup>1</sup> Such requirements may differ depending on the facility's age and location and other factors. **For example**, many building construction codes and fire safety codes, such as for sprinkler systems, apply only to new construction. Hospitals begin by complying with laws and regulations.

Hospital leadership is responsible for

- knowing what national and local laws, regulations, building and fire safety codes, and other requirements apply to the hospital's facilities;
- implementing the applicable requirements or approved alternative requirements; and
- planning and budgeting for the necessary upgrading or replacement as identified by monitoring data or to meet applicable requirements and providing evidence of progress toward implementing the improvements. (*Also see* FMS.4.2, MEs 1, 2, and 3)

When the hospital has been cited for not meeting requirements, hospital leadership takes responsibility for planning and meeting the requirements in the prescribed time frame.

## Measurable Elements of FMS.1

- 1. Hospital leadership and those responsible for facility management understand the national and local laws, regulations, building and fire safety codes, and other requirements applicable to the hospital's facilities. (*Also see* GLD.2, ME 5)
- 2. Hospital leadership and those responsible for facility management implement the national and local laws, regulations, building and fire safety codes, and other requirements or approved alternatives.
- 3. Hospital leadership ensures that the hospital meets the conditions of facility reports or citations from inspections by national and local authorities. (*Also see* GLD.2, ME 6)

---

## Standard FMS.2

The hospital develops and maintains a written program(s) describing the processes to manage risks to patients, families, visitors, and staff. ©

## Intent of FMS.2

To manage the risks within the environment in which patients are treated and staff work requires planning. The hospital develops one master program or individual programs that include the following:

- a) Safety and security
  - Safety*—The degree to which the hospital's buildings, grounds, and equipment do not pose a hazard or risk to patients, staff, and visitors.
  - Security*—Protection from loss, destruction, tampering, or unauthorized access or use.
- b) Hazardous materials—Handling, storage, and use of radioactive and other materials are controlled, and hazardous waste is safely disposed.
- c) Emergencies—Response to epidemics, disasters, and emergencies is planned and effective.
- d) Fire safety—Property and occupants are protected from fire and smoke.
- e) Medical equipment—Equipment is selected, maintained, and used in a manner to reduce risks.
- f) Utility systems—Electrical, water, and other utility systems are maintained to minimize the risks of operating failures.

Such *facility management programs* are written and are up to date in that they reflect present or recent conditions within the hospital's environment. There is a process for their review and updating. When the

hospital has nonhospital entities within the patient care facilities to be surveyed (such as an independently owned coffee shop or gift shop), the hospital has an obligation to ensure that these independent entities comply with the facility management and safety programs.

### Measurable Elements of FMS.2

- 1. There are written programs that address the risk areas a) through f) in the intent.
- 2. The programs are current and are fully implemented.
- 3. The hospital has a process to review and to update the program(s) when changes in the hospital's environment occur or, at a minimum, on an annual basis.
- 4. When independent entities are present within the patient care facilities to be surveyed, the hospital ensures that the entities comply with all aspects of the facility management programs identified in a) through d) of the intent. (*Also see FMS.11, ME 2*)

### Standard FMS.3

One or more qualified individuals oversee the planning and implementation of the facility management program to reduce and control risks in the care environment.

#### Intent of FMS.3

Hospitals work to provide safe, functional, and supportive facilities for patients, families, staff, and visitors. To reach this goal, the physical facility, equipment, medical equipment, and people must be effectively managed. In particular, management must strive to

- reduce and control hazards and risks;
- prevent accidents and injuries; and
- maintain safe conditions.

Effective management includes multidisciplinary planning, education, and monitoring as follows:

- Hospital leadership plans the space, medical equipment, technology, and resources needed to safely and effectively support the clinical services provided. (*Also see GLD.9, ME 2*)
- All staff are educated about the facility, how to reduce risks, and how to monitor and to report situations that pose risk. (*Also see FMS.11, ME 1*)
- Performance criteria are used to evaluate important systems and to identify needed improvements. (*Also see GLD.5, ME 1*)

Hospitals need to develop a facility/environment risk management program that addresses managing environmental risk through the development of facility management plans and the provision of space, medical equipment, technology, and resources. One or more individuals provide oversight to the program. In a small hospital, one individual may be assigned part-time. In a larger hospital, several engineers or other specially trained individuals may be assigned. Whatever the assignment, all aspects of the program must be managed effectively and in a consistent and continuous manner. Program oversight includes

- a) planning all aspects of the program, such as development of plans and providing recommendations for space, medical equipment, technology, and resources; (*Also see FMS.4.2.1, ME 3*)
- b) implementing the program;
- c) educating staff;
- d) testing and monitoring the program;
- e) periodically reviewing and revising the program; and
- f) providing annual reports to the governing entity on the effectiveness of the program. (*Also see GLD.1.2, ME 2*)

Depending on the hospital's size and complexity, a facility/environment risk committee may be formed and given responsibility for overseeing the program and program continuity.

### Measurable Elements of FMS.3

- 1. Program oversight and direction are assigned to one or more individuals qualified by experience and training. (*Also see* GLD.9, ME 1)
- 2. Evidence of the training and experience of the qualified individual(s) is documented. (*Also see* SQE.5, ME 4)
- 3. The individual(s) plans and implements the program, including elements a) through f) of the intent.

---

## **Safety and Security**

---

### **Standard FMS.4**

The hospital plans and implements a program to provide a safe physical facility through inspection and planning to reduce risks. (P)

#### **Standard FMS.4.1**

The hospital plans and implements a program to provide a secure environment for patients, families, staff, and visitors. (P)

#### **Standard FMS.4.2**

The hospital plans and budgets for upgrading or replacing key systems, buildings, or components based on the facility inspection and in keeping with laws and regulations.

#### **Intent of FMS.4 Through FMS.4.2**

The terms *safety* and *security* are often used synonymously in many countries; however, here they are defined differently. *Safety* refers to ensuring that the building, property, medical and information technology, equipment, and systems do not pose a physical risk to patients, families, staff, and visitors. *Security*, on the other hand, refers to protecting the organization's property and the patients, families, visitors, and staff from harm. Prevention and planning are essential to creating a safe and supportive patient care facility. Effective planning requires the hospital to be aware of all the risks present in the facility. The goal is to prevent accidents and injuries; to maintain safe and secure conditions for patients, families, staff, and visitors; and to reduce and to control hazards and risks. (*Also see* FMS.11.1, ME 2)

As part of the safety program, the hospital develops and implements a comprehensive, proactive risk assessment to identify areas in which the potential for injury exists. **Examples** of safety risks that pose a potential for injury or harm include sharp and broken furniture, linen chutes that do not close properly, broken windows, water leaks in the ceiling, and locations where there is no escape from fire. This periodic inspection is documented and helps the hospital design and carry out improvements and budget for longer-term facility upgrading or replacement.

In addition to the safety program, the hospital must have a security program to ensure that everyone in the hospital is protected from personal harm and from loss or damage to property. Staff, vendors, and others identified by the hospital, such as volunteers or contract workers, are identified by badges (temporary or permanent) or other form of identification. Others, such as families or visitors in the hospital, may be identified depending on hospital policy and laws and regulations. Restricted areas such as the newborn nursery and the operating theatre must be secure and monitored. Children, elderly adults, and other vulnerable



patients unable to protect themselves or signal for help must be protected from harm. In addition, remote or isolated areas of the facility and grounds may require the use of security cameras. (*Also see PFR.1.4 and PFR.1.5*)

#### Measurable Elements of FMS.4

- 1. The hospital has a program to provide a safe physical facility. (*Also see AOP.5.3, ME 1 and SOP.6.3, ME 1*)
- 2. The hospital has a documented, current, accurate inspection of its physical facilities.
- 3. Based on the inspection, the hospital develops a comprehensive, proactive risk assessment to identify areas in which the potential for injury exist. (*Also see FMS.4.2.1, ME 2*)

#### Measurable Elements of FMS.4.1

- 1. The hospital has a program to provide a secure environment, including monitoring and securing areas identified as security risks. (*Also see AOP.5.3 and AOP.6.3*)
- 2. The program ensures that all staff, contract workers, and vendors are identified.
- 3. All security risk areas and restricted areas are identified, documented, monitored, and kept secure. (*Also see MMU.3, ME 4; MMU.3.1; and MMU.3.2*)

#### Measurable Elements of FMS.4.2

- 1. The hospital plans and budgets to meet applicable laws, regulations, and other requirements. (*Also see GLD.2, ME 5 and FMS.1*)
- 2. The hospital plans and budgets for upgrading or replacing systems, buildings, or components needed for the continued operation of a safe, secure, and effective facility. (*Also see GLD.1.1, ME 3; FMS.1; and FMS.10, ME 2*)
- 3. Hospital leadership applies the budgeted resources to provide for a safe and secure facility in accordance with approved plans. (*Also see FMS.1*)

### Standard FMS.4.2.1

When planning for demolition, construction, or renovation, the organization conducts a preconstruction risk assessment. (P)

#### Intent of FMS.4.2.1

Planning new construction in a hospital has an impact on everyone in the organization; however, patients can suffer the greatest impact. **For example**, the noise and vibration associated with construction can affect their comfort level, and construction dust and odors can change air quality (which can pose a threat to a patient's respiratory status).

In order to assess the risks associated with a new construction project, the hospital needs to bring all departments affected by construction together, including representatives from project design, project management, facility security/safety, infection prevention, housekeeping, facilities engineering, information services, and clinical departments and services.<sup>2</sup>

The risks to patients, families, staff, visitors, vendors, contracted workers, and nonhospital entities will vary depending on the extent of the construction activity and its impact on infrastructure and utilities. In addition, the proximity of the construction to areas providing patient care will have an impact on the extent of the risks.

**For example**, if construction involves a new building that is located apart from the current building providing patient care, the risks to patients and visitors will likely be minimal.

Risks are evaluated by conducting a pre-construction risk assessment, also known as PCRA. The risk assessment is used to comprehensively evaluate risks in order to develop plans that will minimize the impact construction will have on the quality and safety of patient care. Required areas of the preconstruction risk assessment include

- a) air quality;
- b) infection control;
- c) utilities;
- d) noise;
- e) vibration;
- f) hazardous materials;
- g) emergency services, such as response to codes; and
- h) other hazards that affect care, treatment, and services.

In addition, the hospital ensures that contractor compliance is monitored, enforced, and documented.

As part of the risk assessment, patient risk of infection from construction is evaluated through an infection control risk assessment also known as ICRA. (*Also see* PCI.7.5).

### Measurable Elements of FMS.4.2.1

- 1. When planning for demolition, construction, or renovation, the hospital conducts a preconstruction risk assessment (PCRA) for at least a) through h) of the intent.
- 2. The hospital takes action based on its assessment to minimize risks during demolition, construction, and renovation. (*Also see* FMS.4, ME 3)
- 3. The hospital ensures that contractor compliance is monitored, enforced, and documented. (*Also see* FMS.3)

---

## **Hazardous Materials**

---

### **Standard FMS.5**

The hospital has a program for the inventory, handling, storage, and use of hazardous materials and waste. (P)

### **Standard FMS.5.1**

The hospital has a program for the control and disposal of hazardous materials and waste. (P)

### **Intent of FMS.5 and FMS.5.1**

A hazardous materials and waste program is in place that includes identifying and safely controlling *hazardous materials and waste* throughout the facility.<sup>3-6</sup> (*Also see* PCI.7.2) The World Health Organization (WHO) identifies hazardous materials and waste by the following categories:

- Infectious
- Pathological and anatomical
- Pharmaceutical
- Chemical
- Heavy metals
- Pressurized containers
- Sharps

- Genotoxic/cytotoxic
- Radioactive

The hospital considers these categories identified by WHO when developing an inventory of hazardous materials and waste. The hazardous materials and waste program starts by doing a thorough search for all areas within the facility where hazardous materials and waste may be located. Documentation of this search should include information about the locations, types, and quantities of hazardous materials and waste being stored and should be updated when the location, storage, type, or quantities of hazardous materials has changed.

The hazardous materials and waste program includes processes for

- the inventory of hazardous materials and waste that includes the material, the quantity, and the location;
- handling, storage, and use of hazardous materials;
- proper protective equipment and procedures during use, spill, or exposure;
- proper labeling of hazardous materials and waste<sup>7</sup>;
- reporting and investigation of spills, exposures, and other incidents;
- proper disposal of hazardous waste; and
- documentation, including any permits, licenses, or other regulatory requirements.

Information regarding procedures for handling or working with hazardous materials and waste in a safe manner must be immediately available at all times and includes information about the physical data of the material (such as its boiling point, flashpoint, and the like), its toxicity, what effects using the hazardous material may have on health, identification of proper storage and disposal after use, the type of protective equipment required during use, and spill-handling procedures, which include the required first aid for any type of exposure. Many manufacturers provide this information in the form of *safety data sheets* (SDS).<sup>8</sup> (Also see AOP.5.3, AOP.5.6, AOP.6.6, MMU.3, and MMU.3.1)

### Measurable Elements of FMS.5

- 1. The hospital identifies the type, location, and quantities of all hazardous materials and waste and has a complete and current inventory of all such materials within the hospital. (Also see AOP.5.6, ME 1)
- 2. The program establishes and implements safe handling, storage, and use of hazardous materials and waste. (Also see AOP.5.6, ME 3; AOP.6.6, ME 2; and MMU.3.1, ME 2)
- 3. The program establishes and implements the proper protective equipment and procedures required during use. (Also see AOP.5.3, ME 3 and AOP.6.3, ME 4)
- 4. The program establishes and implements proper labeling of hazardous materials and waste. (Also see AOP.5.6, ME 5; AOP.6.6, ME 4; MMU.3; and MMU.3.1, ME 2)
- 5. The program establishes and implements documentation requirements, including any permits, licenses, or other regulatory requirements. (Also see GLD.2, ME 5)

### Measurable Elements of FMS.5.1

- 1. The program establishes and implements a reporting and investigation mechanism for spills, exposures, and other incidents. (Also see FMS.11.1, ME 3)
- 2. The program establishes and implements procedures for the management of spills and exposures, including the use of proper protective equipment. (Also see PCI.9, MEs 1 and 2 and FMS.11.1, ME 3)
- 3. Information about the hazardous material related to safe handling, spill-handling procedures, and procedures for managing exposures are up to date and available at all times. (Also see QPS.3)
- 4. The hospital disposes of hazardous materials and wastes safely or contracts with sources that ensure the proper disposal of hazardous materials and waste in dedicated hazardous waste sites or as

determined by national laws and regulations. (*Also see* AOP.5.7, ME 5; PCI.7.2, ME 1; and PCI.7.3, ME 3)

---

## **Disaster Preparedness**

---

### **Standard FMS.6**

The hospital develops, maintains, and tests an emergency management program to respond to emergencies and natural or other disasters that have the potential of occurring within the community. ⑥

#### **Intent of FMS.6**

Community emergencies and disasters may directly involve the hospital, such as damage to patient care areas as a result of an earthquake, tsunami, or terrorist attack that keeps staff from coming to work. The development of the program should begin by identifying the types of disasters that are likely to occur in the hospital's region and what the impact of these disasters would have on the hospital.<sup>9-11</sup> **For example**, a hurricane or tsunami is more likely to occur in areas where the ocean is near but unlikely to occur in countries surrounded by land. Facility damage or mass casualties as a result of war or a terrorist attack, on the other hand, could potentially occur in any hospital.

An important element of determining the impact of a disaster is determining the effect the disaster will have on the structure of the patient care environment. Identifying how the building will respond to an earthquake or an explosion is an important aspect in developing evacuation plans and identifying priority areas for building improvements.

It is just as important to identify the effects of a disaster as it is to identify the types of disasters.<sup>10</sup> This helps in planning the strategies that are needed in the event that a disaster occurs. **For example**, what is the likelihood that a natural disaster, such as an earthquake, will affect water and power? Could an earthquake prevent staff from responding to the disaster, either because roads are blocked or because they or their family members are also victims of the event? In such situations, staff personal responsibilities may be in conflict with the hospital requirements for responding to an *emergency*. In addition, hospitals need to identify their role within the community. **For example**, what resources will the hospital be expected to provide to the community in the event that a disaster occurs, and what communication methods will be used within the community? To respond effectively, the hospital develops a program to manage such emergencies.

The program provides processes for

- a) determining the type, likelihood, and consequences of hazards, threats, and events;
- b) determining the structural integrity of existing patient care environments and how they would perform in the event of a disaster;
- c) determining the hospital's role in such events;
- d) determining communication strategies for events;
- e) managing resources during events, including alternative sources;
- f) managing clinical activities during an event, including alternative care sites;
- g) identifying and assigning staff roles and responsibilities during an event; (*Also see* FMS.11.1, ME 4) and
- h) managing emergencies when personal responsibilities of staff conflict with the hospital's responsibility for providing patient care.

The disaster preparedness program is tested by

- an annual test of the full program internally or as part of a communitywide test; or
- testing of critical elements c) through h) of the program during the year.

If the hospital experiences an actual disaster, activates its program, and debriefs properly afterward, this situation represents the equivalent to an annual test.

### Measurable Elements of FMS.6

- 1. The hospital has identified the major internal and external disasters, such as community emergencies, and natural or other disasters that pose significant risks of occurring, taking into consideration the hospital's geographic location.
- 2. The hospital identifies the probable impact that each type of disaster will have on all aspects of care and services. (Also see MOI.14, MEs 2 and 3)
- 3. The hospital establishes and implements a disaster program that identifies its response to likely disasters, including items a) through h) in the intent. (Also see PCI.8.2, ME 1)
- 4. The entire program, or at least critical elements c) through h) of the program, is tested annually. (Also see PCI.8.2, ME 4)
- 5. At the conclusion of every test, debriefing of the test is conducted.
- 6. Follow up actions identified from testing and debriefing are developed and implemented. (Also see PCI.8.2, ME 6)

---

## Fire Safety

---

### Standard FMS.7

The hospital establishes and implements a program for the prevention, early detection, suppression, abatement, and safe exit from the facility in response to fires and nonfire emergencies. (P)

### Standard FMS.7.1

The hospital regularly tests its fire and smoke safety program, including any devices related to early detection and suppression, and documents the results. (P)

### Intent of FMS.7 and FMS.7.1

Hospitals must be vigilant about fire safety as fire is an ever present risk in a hospital. An ongoing assessment of compliance with the fire safety code is an effective way to identify and minimize risks.<sup>12</sup> An assessment of risks includes the following:

- a) Pressure relationships in operating rooms
- b) Fire separations
- c) Smoke separations
- d) Hazardous areas (and spaces above the ceilings in those areas) such as soiled linen rooms, trash collection rooms, and oxygen storage rooms
- e) Fire exits
- f) Kitchen grease-producing cooking devices
- g) Laundry and trash chutes
- h) Emergency power systems and equipment
- i) Medical gas and vacuum system components

Every hospital needs to plan how it will keep its occupants safe in case of fire or smoke. In addition, nonfire emergencies, such as a toxic gas leak, can pose a threat to occupants. A hospital establishes a program in particular for

- the prevention of fires through the reduction of risks, such as safe storage and handling of potentially flammable materials, including flammable and oxidizing medical gases such as oxygen and nitric oxide<sup>13</sup>;
- hazards related to any construction in or adjacent to the patient-occupied buildings;
- safe and unobstructed means of exit in the event of a fire;
- early warning, early detection systems, such as smoke detectors, fire alarms, and fire patrols; and
- suppression mechanisms, such as water hoses, chemical suppressants, or sprinkler systems.

These actions, when combined, give patients, families, staff, and visitors adequate time to safely exit the facility in the event of a fire or smoke. These actions are effective no matter what the age, size, or construction of the facility. **For example**, a small, one-level brick facility will use different methods than a large, multilevel wooden facility.<sup>14</sup>

The hospital's fire safety program identifies

- the frequency of inspecting, testing, and maintaining fire protection and safety systems, consistent with requirements;
- the program for safely evacuating the facility in the event of a fire or smoke;
- the process for testing all portions of the program during each 12-month period;
- the necessary education of staff to effectively protect and to evacuate patients when an emergency occurs; and
- the participation of staff members in at least one fire safety test per year.

A test of the program can be accomplished in multiple ways. **For example**, hospitals can assign a "fire marshal" for each unit and have him or her randomly quiz the staff about what they would do if a fire occurred on their unit. The staff can be asked specific questions, such as, "Where is the oxygen shutoff valve? If you have to shut off the oxygen valve, how do you take care of patients who need oxygen? Where are the fire extinguishers on your unit located? How do you report a fire? How do you protect the patients during a fire? If you need to evacuate patients, what is your process?" Staff should be able to respond correctly to these questions. If they do not, this should be documented and a strategy for reeducation developed. The fire marshal should keep a record of those who participated. Hospitals may also develop a written test for staff to take relating to fire safety as part of testing the program. All inspections, testing, and maintenance are documented. (*Also see* PFR.1.5)

### Measurable Elements of FMS.7

- 1. The hospital establishes and implements a program to ensure that all occupants of the hospital's facilities are safe from fire, smoke, or other nonfire emergencies.
- 2. The program includes assessing compliance with the fire safety code and includes at least a) through i) in the intent.
- 3. The hospital implements strategies for any deficiencies identified.
- 4. The program includes the early detection of fire and smoke.
- 5. The program includes the abatement of fire and containment of smoke.
- 6. The program includes the safe exit from the facility when fire and nonfire emergencies occur.

### Measurable Elements of FMS.7.1

- 1. All staff participate in at least one fire and smoke safety program test per year. (*Also see* FMS.11–FMS.11.2)
- 2. Staff can demonstrate how to bring patients to safety. (*Also see* FMS.11.1, ME 1)
- 3. Fire detection and abatement equipment and systems are inspected, tested, and maintained according to manufacturers' recommendations.

4. Inspection, testing, and maintenance of equipment and systems are documented.

---

## Standard FMS.7.2

The fire safety program includes limiting smoking by staff and patients to designated non-patient care areas of the facility. (P)

### Intent of FMS.7.2

The fire safety program that addresses limiting smoking

- applies to all patients, families, staff, and visitors; and
- eliminates smoking in the hospital's facilities or minimally limits smoking to designated non-patient care areas that are ventilated to the outside.

The fire safety program that addresses limiting smoking identifies any exceptions related to patients, such as the medical or psychiatric reasons a patient may be permitted to smoke, and those individuals permitted to grant such an exception. When an exception is made, the patient smokes in a designated, nontreatment area, away from other patients.

### Measurable Elements of FMS.7.2

1. The fire safety program addresses eliminating or limiting smoking within the hospital facility.
2. The program applies to patients, families, visitors, and staff.
3. The program identifies who may grant patient exceptions for smoking and when those exceptions apply.

---

## Medical Equipment

---

## Standard FMS.8

The hospital establishes and implements a program for inspecting, testing, and maintaining medical equipment and documenting the results. (P)

### Intent of FMS.8

To ensure that medical equipment is available for use and functioning properly, the hospital performs and documents

- an inventory of medical equipment;
- regular inspections of medical equipment;
- testing of medical equipment according to its use and manufacturers' requirements; and
- performance of preventive maintenance.

Qualified individuals provide these services. Medical equipment is inspected and tested when new and then on an ongoing basis, according to the equipment age, use, and manufacturers' instructions. Inspections, testing results, and any maintenance are documented. This helps ensure the continuity of the maintenance process and helps when doing capital planning for replacements, upgrades, and other changes. (*Also see AOP.5.5, AOP.6.5, and COP.3.2*)

### Measurable Elements of FMS.8

1. The hospital establishes and implements a medical equipment program throughout the hospital. (*Also see AOP.6.5, ME 1*)
2. There is an inventory of all medical equipment. (*Also see AOP.6.5, ME 3*)

- 3. Medical equipment is inspected and tested when new and according to age, use, and manufacturers' recommendations thereafter. (*Also see* AOP.6.5, MEs 4 and 5)
- 4. The medical equipment program includes preventive maintenance.
- 5. Staff providing these services are qualified and trained for the services being provided. (*Also see* FMS.11.2, MEs 1 and 3)

---

## Standard FMS.8.1

The hospital has a system in place for monitoring and acting on medical equipment hazard notices, recalls, reportable incidents, problems, and failures. ⑥

### Intent of FMS.8.1

The hospital has a system in place for monitoring and acting on medical equipment hazard notices, recalls, reportable incidents, problems, and failures sent by the manufacturer, supplier, or regulatory agency. Some countries require reporting of any medical equipment that has been involved in a death, serious injury or illness. Hospitals must identify and comply with the laws and regulations pertaining to reporting of medical equipment incidents. The medical equipment management program addresses the use of any medical equipment with a reported problem or failure, or that is the subject of a hazard notice or is under recall. (*Also see* AOP.5.5 and AOP.6.5)

### Measurable Elements of FMS.8.1

- 1. The hospital has a system in place for monitoring and acting on medical equipment and implantable device hazard notices, recalls, reportable incidents, problems, and failures. (*Also see* AOP.5.6, ME 6; AOP.6.5, ME 6; and ASC.7.4, ME 3)
- 2. When laws and regulations require, the hospital reports any deaths, serious injuries, or illness that are a result of medical equipment.
- 3. The medical equipment management program addresses the use of any medical equipment with a reported problem or failure, or that is the subject of a hazard notice or is under recall.

---

## Utility Systems

---

## Standard FMS.9

The hospital establishes and implements a program to ensure that all utility systems operate effectively and efficiently.

### Standard FMS.9.1

Utility systems are inspected, maintained, and improved.

#### Intent of FMS.9 and FMS.9.1

*Utilities* can be defined as the systems and equipment that support essential services that provide for safe health care. Such systems include electrical distribution, water, ventilation and airflow, medical gases, plumbing, heating, waste, and communication and data systems. Effective utility function throughout the hospital creates the patient care environment. The safe, effective, and efficient operation of utility and other key systems in the hospital is essential for patient, family, staff, and visitor safety and for meeting patient care needs. Patient



care, both routine and urgent, is provided on a 24-hour basis, every day of the week in a hospital. Thus, an uninterrupted source of essential utilities is critical to meeting patient care needs.

A good utilities management program ensures the reliability of the utility systems and minimizes the potential risks. **For example**, waste contamination in food-preparation areas, inadequate ventilation in the clinical laboratory, oxygen cylinders that are not secured when stored,<sup>13</sup> leaking oxygen lines, and frayed electrical lines all pose hazards. To avoid these and other hazards, the hospital has a process for regularly inspecting such systems and performing *preventive* and *routine maintenance*. During testing, attention is paid to the critical components (**for example**, switches and relays) of systems.

Hospitals should have a complete inventory of all utility systems components and identify which components have the greatest impact on life support, infection control, environmental support, and communication. The utility management program includes strategies for utility maintenance that ensure that these key systems components, such as electric, water, waste, ventilation, and medical gas, are regularly inspected, maintained, and, when necessary, improved.

### Measurable Elements of FMS.9

- 1. The hospital inventories its utility systems components and maps the distribution of them.
- 2. The hospital identifies, in writing, inspection and maintenance activities for all operating components of utility systems on the inventory.
- 3. The hospital identifies, in writing, the intervals for inspecting, testing, and maintaining all operating components of the utility systems on the inventory, based on criteria such as manufacturers' recommendations, risk levels, and hospital experience.
- 4. The hospital labels utility system controls to facilitate partial or complete emergency shutdowns.

### Measurable Elements of FMS.9.1

- 1. Utility systems and components are inspected based on hospital-developed criteria.
- 2. Utility systems and components are tested based on hospital criteria.
- 3. Utility systems and components are maintained based on hospital criteria.
- 4. Utility systems and components are improved when necessary.

---

## Standard FMS.9.2

The hospital utility systems program ensures that potable water and electrical power are available at all times and establishes and implements alternative sources of water and power during system disruption, contamination, or failure.

### Standard FMS.9.2.1

The hospital tests its emergency water and electrical systems and documents the results.

#### Intent of FMS.9.2 and FMS.9.2.1

Patient care, both routine and urgent, is provided on a 24-hour basis, every day of the week in a hospital. Hospitals have different utility system needs based on their mission, patient needs, and resources. However, an uninterrupted source of clean water and electrical power is essential to meet patient care needs. Regardless of the type of system and level of its resources, a hospital needs to protect patients and staff in emergencies, such as system failure, interruption, or contamination.

An emergency power system is required for all hospitals that intend to provide continuous service under emergency conditions. Such a system provides sufficient power to maintain essential functions during power failures. It also reduces the risks associated with such failures. Emergency and backup power sources are tested under planned circumstances that simulate actual load requirements.<sup>15</sup> **For example**, for quarterly testing, requirements are that the test run for 30 minutes and should achieve 30% of the nameplate load. The 30-minute time frame does not include the time it takes for the warm-up or cool-down period. Hospitals may choose other methods for testing that meet industry standards.

Improvements are made when necessary, such as enhancing electrical service to areas with new medical equipment.

Water quality can change suddenly from many causes, some of which occur outside of the hospital, such as a break in the supply line to the hospital. When there is a disruption in the usual source of water supplied to the organization, emergency potable water supplies must be immediately available. To prepare for such emergencies, the hospital

- identifies the equipment, systems, and locations that pose the highest risk to patients and staff (**for example**, it identifies where there is a need for illumination, refrigeration, life support, and clean water for cleaning and sterilization of supplies);
- assesses and minimizes the risks of utility system failures in these areas;
- plans emergency power and clean water sources for these areas and needs;
- tests the availability and reliability of emergency sources of power and water;
- documents the results of tests; and
- ensures that the testing of alternative sources of water and electricity occurs at least quarterly or more frequently if required by local laws, regulations, manufacturers' recommendations, or conditions of the sources for power and water. Conditions of the sources of power and water that may increase the frequency of testing include
  - repeated repair of the water system;
  - frequent contamination of the water source;
  - unreliable electrical grids; and
  - recurrent, unpredictable power outages.

When the emergency power system requires a fuel source, the amount of on-site fuel stored should take into account past outages and any anticipated delivery problems caused by shortages, weather, and geographic conditions and locations. The hospital may determine the amount of fuel stored unless an authority having jurisdiction specifies the amount.

### Measurable Elements of FMS.9.2

- 1. Potable water is available 24 hours per day, 7 days a week.
- 2. Electrical power is available 24 hours a day, 7 days a week.
- 3. The hospital has identified the areas and services at greatest risk when power fails or water is contaminated or interrupted.
- 4. The hospital seeks to reduce the risks of such events.
- 5. The hospital plans alternative sources of power and water in emergencies.

### Measurable Elements of FMS.9.2.1

- 1. The hospital tests alternative sources of water at least quarterly or more frequently if required by local laws and regulations or conditions of the source of water.
- 2. The hospital documents the results of such tests.

- 3. The hospital tests alternative sources of electricity at least quarterly or more frequently if required by local laws and regulations, manufacturers' recommendations, or conditions of the source of electricity.
- 4. The hospital documents the results of such tests.
- 5. When emergency sources of power require a fuel source, the hospital establishes and has available, the necessary amount of on-site fuel stored.

---

### Standard FMS.9.3

Designated individuals or authorities monitor water quality regularly.

#### Intent of FMS.9.3

As stated in FMS.9.2 and FMS.9.2.1, water quality is prone to sudden change, including changes outside the control of the hospital.<sup>16,17</sup> Water quality is also a critical factor in clinical care processes, such as renal dialysis. Thus, the hospital establishes a process to monitor water quality and implements actions when water quality is found to be unsafe.

Quality of potable (drinking) water is tested at least quarterly, and testing of non-potable water is performed at least every six (6) months.<sup>19</sup> Testing is conducted more frequently for potable and/or non-potable water if required by local laws and regulations, if indicated by the conditions of the sources for water, and/or if there was previous experience with water quality problems. Water used in renal dialysis is tested monthly for bacterial growth and endotoxins and tested annually for chemical contaminants.<sup>19-22</sup>

The testing can be carried out by individuals designated by the hospital, such as staff from the clinical laboratory, or by public health or water control authorities outside the hospital judged competent to perform such tests. Whether performed by qualified hospital staff or by authorities outside the hospital, it is the responsibility of the hospital to ensure that the testing is completed and documented.

In addition to testing water quality, to prevent and reduce the risks of contamination and growth of bacteria such as *E. coli*, *Legionella*, and many others, the hospital implements measures and routinely inspects and monitors the measures for their effectiveness.<sup>19</sup>

#### Measurable Elements of FMS.9.3

- 1. Quality of potable water is tested at least quarterly or more frequently based on local laws and regulations, conditions of the sources for water, and previous experience with water quality problems. The testing results are documented.
- 2. Quality of non-potable water is tested at least every six (6) months or more frequently based on local laws and regulations, conditions of the sources for water, and previous experience with water quality problems. The testing results are documented.
- 3. Water used in renal dialysis is tested monthly for bacterial growth and endotoxins and tested annually for chemical contaminants. The testing results are documented.
- 4. Measures are implemented to prevent and reduce the risks of contamination and growth of bacteria in water. The effectiveness of the measures is monitored.
- 5. Actions are taken and documented when water quality is found to be unsafe.

---

## **Facility Management and Safety Program Monitoring**

---

### **Standard FMS.10**

The hospital collects and analyzes data from each of the facility management and safety programs to support planning for replacing or upgrading medical equipment, technology, and systems, and reducing risks in the environment.

#### **Intent of FMS.10**

Monitoring each of the facility management and safety programs through data collection and analysis provides information that helps the hospital prevent problems, reduce risks, make decisions on system improvements, and plan for upgrading or replacing medical equipment, technology and utility systems. The monitoring requirements for the facility management and safety programs are coordinated with the requirements as identified in. Monitoring data are documented and quarterly reports are provided to hospital leadership.

#### **Measurable Elements of FMS.10**

- 1. Monitoring data are collected and analyzed for each of the facility management and safety programs. (*Also see* GLD.11, ME 1)
- 2. Monitoring data are used to support planning for replacing or upgrading medical equipment, technology and systems, and reducing risks in the environment. (*Also see* FMS.4.2, ME 2)
- 3. Reports on monitoring data and recommendations are provided to hospital leadership on a quarterly basis. (*Also see* GLD.1.2, ME 2)

---

## **Staff Education**

---

### **Standard FMS.11**

The hospital educates, trains, and tests all staff about their roles in providing a safe and effective patient care facility.

#### **Standard FMS.11.1**

Staff members are trained and knowledgeable about their roles in the hospital's programs for fire safety, security, hazardous materials, and emergencies.

#### **Standard FMS.11.2**

Staff are trained to operate and to maintain medical equipment and utility systems.

#### **Intent of FMS.11 Through FMS.11.2**

Staff are the hospital's primary source of contact with patients, families, and visitors. Thus, they need to be educated and trained to carry out their roles in identifying and reducing risks, protecting others and themselves, and creating a safe and secure facility. (*Also see* FMS.7.1, ME 1)

Each hospital must decide the type and level of training for staff and then carry out and document a program for this training and education. The program can include group instruction, printed educational materials, a component of new staff orientation, or some other mechanism that meets the hospital's needs. The program includes instruction on the processes for reporting potential risks, reporting incidents and injuries, and handling hazardous and other materials that pose risks to themselves and others.

Staff responsible for operating or maintaining medical equipment receive special training. The training can be from the hospital, the manufacturer of the equipment, or some other knowledgeable source.

The hospital plans a program designed to periodically test staff knowledge on emergency procedures, including fire safety procedures; the response to hazards, such as the spill of a hazardous material; and the use of medical equipment that poses a risk to patients and staff. Knowledge can be tested through a variety of means, such as individual or group demonstrations, the staging of mock events such as an epidemic in the community, the use of written or computer tests, or other means suitable to the knowledge being tested. The hospital documents who was tested and the results of the testing.

### Measurable Elements of FMS.11

- 1. Education is provided on an annual basis for each component of the hospital's facility management and safety program to ensure that all staff on all shifts can effectively carry out their responsibilities. (*Also see AOP.5.3, ME 4; AOP.6.3, ME 5; and FMS.3*)
- 2. The education includes vendors, contract workers, and others as identified by the hospital. (*Also see FMS.2, ME 4*)
- 3. Staff knowledge is tested regarding their roles in each of the facility management programs.
- 4. Training, testing, and the results of testing are documented for each staff member. (*Also see SQE.5, ME 4*)

### Measurable Elements of FMS.11.1

- 1. Staff members can describe and/or demonstrate their roles in response to a fire. (*Also see FMS.7.1, ME 2*)
- 2. Staff can describe and/or demonstrate actions to eliminate, to minimize, or to report safety, security, and other risks. (*Also see FMS.4 and FMS.4.1*)
- 3. Staff can describe and/or demonstrate precautions, procedures, and participation in emergencies, including the storage, handling, and disposal of medical gases and hazardous waste and materials. (*Also see FMS.5.1, MEs 1 and 2*)
- 4. Staff members can describe and/or demonstrate procedures and their roles in internal and community emergencies and disasters. (*Also see FMS.6*)

### Measurable Elements of FMS.11.2

- 1. Staff are trained to operate medical equipment according to their job requirements. (*Also see FMS.8, ME 5*)
- 2. Staff are trained to operate utility systems according to their job requirements.
- 3. Staff are trained to maintain medical equipment according to their job requirements. (*Also see FMS.8, ME 5*)
- 4. Staff are trained to maintain utility systems according to their job requirements.

### References

1. Ferenc J. Codes and enforcement credited with decline in fires. January 2014 Upfront. *Health Facil Manag.* 2014 Jan 1. Accessed Dec 5, 2016. <http://www.hfm magazine.com/articles/543-codes-and-enforcement-credited-with-decline-in-fires>.
2. Saunders LW, et al. International benchmarking for performance improvement in construction safety and health. *Benchmarking: An International Journal.* 2016;23(4):916–936.
3. World Health Organization. Health-Care Waste. Fact Sheet 253. Nov 2015. Accessed Oct 12, 2016. <http://www.who.int/mediacentre/factsheets/fs253/en/>.

4. World Health Organization (WHO). Safe Management of Wastes from Health-Care Activities, 2nd ed. 2014. Accessed Dec 5, 2016. [http://www.searo.who.int/srilanka/documents/safe\\_management\\_of\\_wastes\\_from\\_healthcare\\_activities.pdf](http://www.searo.who.int/srilanka/documents/safe_management_of_wastes_from_healthcare_activities.pdf).
5. Akpieyi A, Tudor TL, Dutra C. The utilisation of risk-based frameworks for managing healthcare waste: A case study of the National Health Service in London. *Saf Sci*. 2015 Feb;72:127–132.
6. Caniato M, Tudor T, Vaccari M. International governance structures for health-care waste management: A systematic review of scientific literature. *J Environ Manage*. 2015 Apr 15;153:93–107.
7. Joint Commission Resources. Labeling the hazard: OSHA to institute “global harmonization” of hazard communications. *The Joint Commission EC News*. 2013 Jul;16(7):1-111, 3–4.
8. Rim KT, Lim CH. Biologically hazardous agents at work and efforts to protect workers’ health: A review of recent reports. *Saf Health Work*. 2014 Jun;5(2):43–52.
9. Centers for Disease Control and Prevention. Emergency preparedness and response. (Updated: Jun 10, 2016.) Accessed on Nov 14, 2016 <https://emergency.cdc.gov/planning/>.
10. OECD. Disaster Risk Assessment and Risk Financing: A G20/OECD Methodological Framework. 2012. Accessed Dec 5, 2016. <https://www.oecd.org/gov/risk/G20disasterriskmanagement.pdf>.
11. Smith K. *Environmental Hazards: Assessing Risk and Reducing Disaster*, 6th ed. New York City: Routledge, 2013.
12. Sarsangi V, et al. Analyzing the risk of fire in a hospital complex by “Fire Risk Assessment Method for Engineering” (FRAME). *International Archives of Health Sciences*. 2014;1(1):9–13.
13. McLaughlin SB, Dagenais DA. *Medical Gas Cylinder and Bulk Tank Storage*. Chicago: ASHE, Jun 2012.
14. Beebe C, Rosenbaum E, Jaeger T. Health care and fire safety: 25 years of changes and improvements. *SPFE Fire Protection Engineering*. 2015 Quarter 1. Accessed Nov 14, 2016. [http://www.sfpe.org/page/FPE\\_2015\\_Q1\\_1/Health-Care-and-Fire-Safety-25-Years-of-Changes-and-Improvements.htm](http://www.sfpe.org/page/FPE_2015_Q1_1/Health-Care-and-Fire-Safety-25-Years-of-Changes-and-Improvements.htm).
15. Lorenzi N. Critical features of emergency power generators. *Health Facil Manag*. 2015 Sep 2. Accessed Nov 14, 2016. <http://www.hfm magazine.com/articles/1712-critical-features-of-emergency-power-generators>.
16. Asghari FB, et al. Surveillance of *Legionella* species in hospital water systems: The significance of detection method for environmental surveillance data. *J Water Health*. 2013 Dec;11(4):713–719.
17. Beauté J, Zucs P, de Jong B; European Legionnaires’ Disease Surveillance Network. Legionnaires disease in Europe, 2009-2010. *Euro Surveill*. 2013 Mar 7;18(10):20417.
18. Hasegawa T, et al. Dialysis fluid endotoxin level and mortality in maintenance hemodialysis: A nationwide cohort study. *Am J Kidney Dis*. 2015 Jun;65(6):899–904.
19. World Health Organization. *Guidelines for Drinking-Water Quality*, 4th ed. Geneva: World Health Organization, 2011. Accessed Nov 14, 2016. [http://www.who.int/water\\_sanitation\\_health/publications/2011/dwq\\_guidelines/en/](http://www.who.int/water_sanitation_health/publications/2011/dwq_guidelines/en/).
20. Association for the Advancement of Medical Instrumentation (AAMI). ANSI/AAMI 13959:2014. Water for hemodialysis and related therapies. Arlington, VA: AAMI, 2014.
21. Centers for Disease Control and Prevention. Guidelines for environmental infection control in health-care facilities: Recommendations of CDC and the Healthcare Infection Control Practices Advisory Committee (HICPAC). *MMWR Recomm Rep*. 2003 Jun 6;52(RR-10):1–42.
22. Centers for Disease Control and Prevention. Other Uses and Types of Water: Water Use in Hemodialysis. Oct 2016. Accessed Nov 14, 2016. <http://www.cdc.gov/healthywater/other/medical/hemodialysis.html>.


# Staff Qualifications and Education (SQE)

## Overview

A health care organization needs an appropriate variety of skilled, qualified people to fulfill its mission and to meet patient needs. The organization's leaders work together to identify the number and types of staff needed based on the recommendations from department and service leaders.

Recruiting, evaluating, and appointing staff are best accomplished through a coordinated, efficient, and uniform process. It is also essential to document applicant skills, knowledge, education, and previous work experience. It is particularly important to carefully review the credentials of medical and nursing staff, because they are involved in clinical care processes and work directly with patients.

Orientation to the organization and programs, as well as orientation to specific duties related to the position is an important process. Health care organizations should provide staff with opportunities to learn and to advance personally and professionally. Thus, in-service education and other learning opportunities should be offered to staff.

In order to ensure staff physical and mental health, productivity, staff satisfaction, and safe working conditions, the organization provides a staff health and safety program that can be offered by the hospital or provided through contracted services. The program includes matters affecting the health and well-being of staff such as initial employment health screening, control of harmful occupational exposures, preventive immunizations and examinations, safe patient handling, staff as second victims, and common work-related conditions. **Note:** Some standards require the hospital to have a written policy, procedure, program, or other written document for specific processes. Those standards are indicated by a  icon after the standard text.

## Standards

The following is a list of all standards for this function. They are presented here for your convenience without their intent statements or measurable elements. For more information about these standards, please see the next section in this chapter, Standards, Intents, and Measurable Elements.

### Planning

**SQE.1** Leaders of hospital departments and services define the desired education, skills, knowledge, and other requirements of all staff members.

**SQE.1.1** Each staff member's responsibilities are defined in a current job description. 

**SQE.2** Leaders of hospital departments and services develop and implement processes for recruiting, evaluating, and appointing staff as well as other related procedures identified by the hospital.

**SQE.3** The hospital uses a defined process to ensure that clinical staff knowledge and skills are consistent with patient needs.

**SQE.4** The hospital uses a defined process to ensure that nonclinical staff knowledge and skills are consistent with hospital needs and the requirements of the position.

- SQE.5** There is documented personnel information for each staff member. (P)
- SQE.6** A staffing strategy for the hospital, developed by the leaders of hospital departments and services, identifies the number, types, and desired qualifications of staff. (P)
- SQE.6.1** The staffing strategy is reviewed on an ongoing basis and updated as necessary.
- SQE.7** All clinical and nonclinical staff members are oriented to the hospital, the department or unit to which they are assigned, and to their specific job responsibilities at appointment to the staff.
- SQE.8** Each staff member receives ongoing in-service and other education and training to maintain or to advance his or her skills and knowledge.
- SQE.8.1** Staff members who provide patient care and other staff identified by the hospital are trained and can demonstrate appropriate competence in resuscitative techniques.
- SQE.8.2** The hospital provides a staff health and safety program that addresses staff physical and mental health and safe working conditions. (P)
- SQE.8.2.1** The hospital identifies staff who are at risk for exposure to and possible transmission of vaccine-preventable diseases and implements a staff vaccination and immunization program. (P)

### Determining Medical Staff Membership

- SQE.9** The hospital has a uniform process for gathering the credentials of those medical staff members permitted to provide patient care without supervision. (P)
- SQE.9.1** Medical staff members' education, licensure/registration, and other credentials required by law or regulation and the hospital are verified and kept current. (P)
- SQE.9.2** There is a uniform, transparent decision process for the initial appointment of medical staff members. (P)

### The Assignment of Medical Staff Clinical Privileges

- SQE.10** The hospital has a standardized, objective, evidence-based procedure to authorize medical staff members to admit and to treat patients and/or to provide other clinical services consistent with their qualifications. (P)

### Ongoing Monitoring and Evaluation of Medical Staff Members

- SQE.11** The hospital uses an ongoing standardized process to evaluate the quality and safety of the patient care provided by each medical staff member. (P)

### Medical Staff Reappointment and Renewal of Clinical Privileges

- SQE.12** At least every three years, the hospital determines, from the ongoing monitoring and evaluation of each medical staff member, if medical staff membership and clinical privileges are to continue with or without modification. (P)

### Nursing Staff

- SQE.13** The hospital has a uniform process to gather, to verify, and to evaluate the nursing staff's credentials (license, education, training, and experience).
- SQE.14** The hospital has a standardized process to identify job responsibilities and to make clinical work assignments based on the nursing staff member's credentials and any regulatory requirements.
- SQE.14.1** The hospital has a standardized process for nursing staff participation in the hospital's quality improvement activities, including evaluating individual performance when indicated.



## Other Health Care Practitioners

**SQE.15** The hospital has a uniform process to gather, to verify, and to evaluate other health care practitioners' credentials (license, education, training, and experience). (P)

**SQE.16** The hospital has a uniform process to identify job responsibilities and to make clinical work assignments based on other health care practitioners' credentials and any regulatory requirements.

**SQE.16.1** The hospital has a uniform process for other health care practitioners' participation in the hospital's quality improvement activities.

## Standards, Intents, and Measurable Elements

### Planning

#### Standard SQE.1

Leaders of hospital departments and services define the desired education, skills, knowledge, and other requirements of all staff members.

#### Intent of SQE.1

The department/service leaders define staffing requirements to meet the needs of patients. They define the desired education, skills, knowledge, and any other requirements for individual positions or for classes of similar positions; **for example**, intensive care nurses. To project staffing needs, department/service leaders use factors such as the following:

- The hospital's mission
- The mix of patients served by the hospital and the complexity and severity of their needs
- The diagnostic and clinical services provided by the hospital
- The volume of inpatients and outpatients
- The medical equipment used in patient care

The hospital complies with laws and regulations that identify required education levels, skills, or other requirements of individual staff members or that define staffing numbers or a mix of staff for the hospital.

#### Measurable Elements of SQE.1

- 1. The hospital's mission, volume, and mix of patients, services, and medical equipment are used in planning. (*Also see* GLD.8)
- 2. The desired education, skills, and knowledge are defined for staff. (*Also see* QPS.1, ME 2)
- 3. Applicable laws and regulations are incorporated into the planning.

#### Standard SQE.1.1

Each staff member's responsibilities are defined in a current job description. (P)

#### Intent of SQE.1.1

Individual staff members who are not licensed to practice independently have their responsibilities defined in current job descriptions. The job descriptions are the basis for their assignments, orientation to their work, and evaluation of how well they fulfill job responsibilities.

Job descriptions are also needed for health care practitioners when

- a) the individual serves in primarily a managerial role, such as a department manager, or in dual clinical and managerial roles, with the managerial responsibilities identified in a job description; (*Also see* SQE.10)
- b) the individual has some clinical responsibilities for which he or she has not been authorized to practice independently, such as an independent practitioner learning a new role or new skills;
- c) the individual is in an educational program and under supervision, and the academic program identifies, for each stage or level of training, what can be done independently and what must be under supervision. The program description can serve as the job description in such cases; and
- d) the individual is permitted to temporarily provide services in the hospital; **for example**, a nurse from a temporary staffing agency.

When a hospital uses national or generic job descriptions (**for example**, a job description for a “nurse”), it is necessary to augment this type of job description with specific job responsibilities for the types of nurses (**for example**, intensive care nurse, pediatric nurse, or operating theatre nurse, among others). For those permitted by law and the hospital to practice independently, there is a process to identify and to authorize the individual to practice based on education, training, and experience. (*Also see* SQE.9, ME 2) The requirements of this standard apply to all types of “staff” who require job descriptions (**for example**, full-time, part-time, employed, voluntary, or temporary).

### Measurable Elements of SQE.1.1

- 1. Each staff member not permitted to practice independently has a job description. (*Also see* MMU.6, ME 1; SQE.5, ME 3; SQE.14; and SQE.16)
- 2. Those individuals identified in a) through d) in the intent, when present in the hospital, have job descriptions appropriate to their activities and responsibilities or have been privileged if noted as an alternative. (*Also see* AOP.3, ME 1; PCI.1, ME 3; and SQE.5, ME 3)
- 3. Job descriptions are current according to hospital policy.

---

## Standard SQE.2

Leaders of hospital departments and services develop and implement processes for recruiting, evaluating, and appointing staff as well as other related procedures identified by the hospital.

### Intent of SQE.2

The hospital provides an efficient, coordinated, or centralized process for

- recruiting individuals for available positions;
- evaluating the training, skills, and knowledge of candidates; and
- appointing individuals to the hospital’s staff.

If the process is not centralized, similar criteria, processes, and forms result in a uniform process across the hospital for similar types of staff; **for example**, for nurses or physical therapists. Department/service leaders participate by recommending the number and qualifications of staff needed to provide clinical services to patients, as well as nonclinical support functions, and to fulfill any teaching, research, or other departmental responsibilities. Department and service leaders also help make decisions about individuals to be appointed to the staff. Thus, the standards in this chapter complement the Governance, Leadership, and Direction standards that describe a department/service leader’s responsibilities.

### Measurable Elements of SQE.2

- 1. The hospital establishes and implements a process to recruit staff. (*Also see* GLD.3.3, ME 1)

- 2. The hospital establishes and implements a process to evaluate the qualifications of new staff. (*Also see* SQE.10; SQE.14, ME 1; and SQE.16, ME 1)
- 3. The hospital establishes and implements a process to appoint individuals to the staff. (*Also see* SQE.9.2, ME 1)
- 4. The hospital establishes and implements a process that is uniform across the hospital for similar types of staff. (*Also see* GLD.3.3)

### Standard SQE.3

The hospital uses a defined process to ensure that clinical staff knowledge and skills are consistent with patient needs.

#### Intent of SQE.3

Qualified staff members are hired by the hospital through a process that matches the requirements of the position with the qualifications of the prospective staff member. This process also ensures that the staff member's skills are initially and over time consistent with the needs of patients.

For the hospital's health care practitioners who are independent practitioners (that is, they do not practice under job descriptions), the process is identified in SQE.9 through SQE.12.

For *clinical staff* under job descriptions, the process includes the following:

- An initial evaluation to ensure that he or she can actually assume those responsibilities in the job description. This evaluation is carried out before or at the time of starting to perform work responsibilities. The hospital may have a "probationary" or other period during which the clinical staff member is closely supervised and evaluated, or the process may be less formal. Whatever the process, the hospital ensures that staff providing high-risk services or providing care to high-risk patients are evaluated at the time they begin providing care, before the probationary or orientation period is completed. This evaluation of necessary skills, and knowledge and desired work behaviors, is carried out by the department or service to which the staff member is assigned. (*Also see* SQE.9.2, ME 2)
- The hospital then defines the process for and the frequency of the ongoing evaluation of staff abilities.

Ongoing evaluation ensures that training occurs when needed and that the staff member is able to assume new or changed responsibilities. Although such evaluation is best carried out in an ongoing manner, there is at least one documented evaluation of each clinical staff member working under a job description each year. (*Also see* COP.3.1, GLD.11.1, and SQE.11)

#### Measurable Elements of SQE.3

- 1. The hospital uses a defined process to match clinical staff knowledge, skills, and competency with patient needs. (*Also see* COP.7, ME 1; COP.8; ASC.3.1, MEs 1 and 2; MMU.6, ME 1; and SQE.14, ME 1)
- 2. New clinical staff members are evaluated before or at the time they begin their work responsibilities.
- 3. The department or service to which the individual is assigned conducts the evaluation.
- 4. The hospital defines the frequency of ongoing clinical staff evaluation.
- 5. There is at least one documented evaluation of each clinical staff member working under a job description each year or more frequently as defined by the hospital. (*Also see* SQE.11, ME 1)

## Standard SQE.4

The hospital uses a defined process to ensure that nonclinical staff knowledge and skills are consistent with hospital needs and the requirements of the position.

### Intent of SQE.4

The hospital seeks staff that can competently fill the requirement of nonclinical positions. The supervisor of the *nonclinical staff* member provides an orientation to the position and ensures that the worker can fulfill the responsibilities of the job description. The staff member receives the required level of supervision and on a periodic basis is evaluated to ensure continuing *competence* in the position. (*Also see* AOP.5.2 and AOP.6.2)

### Measurable Elements of SQE.4

- 1. The hospital uses a defined process to match nonclinical staff knowledge and skills with the requirements of the position. (*Also see* AOP.5.1.1, ME 2; AOP.5.2, MEs 1 and 3; AOP.6, MEs 1, 2, and 6; and PCI.7, ME 3)
- 2. New nonclinical staff are evaluated before or at the time they begin their work responsibilities.
- 3. The department or service to which the individual is assigned conducts the evaluation.
- 4. The hospital defines the frequency of ongoing nonclinical staff evaluation.
- 5. There is at least one documented evaluation of nonclinical staff members each year or more frequently as defined by the hospital. (*Also see* SQE.5, ME 5)

## Standard SQE.5

There is documented personnel information for each staff member. (P)

### Intent of SQE.5

An accurate personnel file provides documentation of staff knowledge, skill, competency and training required for carrying out job responsibilities. In addition, the record shows evidence of staff performance and whether they are meeting job expectations. Personnel files may contain sensitive information and thus must be kept confidential.

Each staff member in the hospital, including those permitted by law and the hospital to work independently, has a record(s) with information about his or her qualifications; required health information, such as immunizations and evidence of immunity; evidence of participation in orientation as well as ongoing in-service and continuing education; results of evaluations, including individual performance of job responsibilities and competencies; and work history. The records are standardized and kept current according to hospital policy. (*Also see* SQE.9.2, ME 3)

### Measurable Elements of SQE.5

- 1. Personnel files for each staff member are standardized and current and maintained and kept confidential according to hospital policy. (*Also see* MOI.2, ME 1)
- 2. Personnel files contain the qualifications and the work history of the staff member. (*Also see* SQE.9, ME 3; SQE.13, ME 4; and SQE.15, ME 4)
- 3. Personnel files contain the job description of the staff member when applicable. (*Also see* SQE.1.1, MEs 1 and 2)

- 4. Personnel files contain a record of orientation to the hospital and the staff member's specific role and in-service education attended by the staff member. (*Also see* ASC.3.1, ME 3; MMU.5.1, ME 4, FMS.3, ME 2; FMS.11, ME 4; SQE.8, ME 3; and SQE.8.1, ME 3)
- 5. Personnel files contain the results of performance reviews. (*Also see* SQE.4, ME 5)
- 6. Personnel files contain required health information. (*Also see* SQE.8.2, ME 2)

## Standard SQE.6

A staffing strategy for the hospital, developed by the leaders of hospital departments and services, identifies the number, types, and desired qualifications of staff. ©

### Standard SQE.6.1

The staffing strategy is reviewed on an ongoing basis and updated as necessary.

#### Intent of SQE.6 and SQE.6.1

Appropriate and adequate staffing is critical to patient care as well as to all teaching and research activities in which the hospital may be engaged. Staff planning is carried out by department/service leaders. The planning process uses recognized methods for determining levels of staffing. **For example**, a patient acuity system is used to determine the number of licensed nurses with pediatric intensive care experience to staff a 10-bed pediatric intensive care unit.

The strategy is written and identifies the number and types of required staff and the skills, knowledge, and other requirements needed in each department and service. (*Also see* SQE.14) The strategy addresses

- the reassignment of staff from one department or service to another in response to changing patient needs or staff shortages;
- the consideration of staff requests for reassignment based on cultural values or religious beliefs; and
- compliance with local laws and regulations.

Planned and actual staffing is monitored on an ongoing basis, and the strategy is updated as necessary. There is a coordinated process for the department/service leaders to update the overall strategy. (*Also see* GLD.7 and GLD.9, ME 2)

#### Measurable Elements of SQE.6

- 1. The hospital's department/service leaders develop a written strategy for staffing the hospital in a manner that complies with local laws and regulations. (*Also see* PCI.4, ME 1 and GLD.2, ME 5)
- 2. The number, types, and desired qualifications of staff are identified in the strategy using a recognized staffing method. (*Also see* AOP.5.2, ME 2; AOP.6.2, ME 5; PCI.4, ME 1; and GLD.9, MEs 2 and 3)
- 3. The strategy addresses the assignment and reassignment of staff.

#### Measurable Elements of SQE.6.1

- 1. The effectiveness of the staffing strategy is monitored on an ongoing basis.
- 2. The strategy is revised and updated when necessary. (*Also see* GLD.9, ME 2)
- 3. The strategy is coordinated through a process that involves the department/service leaders. (*Also see* GLD.9, ME 3)

## Standard SQE.7

All clinical and nonclinical staff members are oriented to the hospital, the department or unit to which they are assigned, and to their specific job responsibilities at appointment to the staff.

### Intent of SQE.7

The decision to appoint an individual to the staff of a hospital sets several processes in motion. To perform well, a new staff member, no matter what his or her employment status, needs to understand the entire hospital and how his or her specific clinical or nonclinical responsibilities contribute to the hospital's mission. This is accomplished through a general orientation to the hospital and his or her role in the hospital and a specific orientation to the job responsibilities of his or her position. The orientation includes the reporting of medical errors, infection prevention and control practices, (*Also see* PCI.11, ME 1) the hospital's policies on telephone medication orders, and so on. Contract workers, volunteers, and students and trainees are also oriented to the hospital and their specific assignments or responsibilities, such as patient safety and infection prevention and control.

### Measurable Elements of SQE.7

- 1. New clinical and nonclinical staff members are oriented to the hospital, to the department or unit to which they are assigned, and to their job responsibilities and any specific assignments. (*Also see* GLD.9, ME 4)
- 2. Contract workers are oriented to the hospital, to the department or unit to which they are assigned, and to their job responsibilities and any specific assignments. (*Also see* GLD.6)
- 3. Volunteers are oriented to the hospital and assigned responsibilities.
- 4. Students and trainees are oriented to the hospital and assigned responsibilities. (*Also see* GLD.14, ME 6)

## Standard SQE.8

Each staff member receives ongoing in-service and other education and training to maintain or to advance his or her skills and knowledge.

### Intent of SQE.8

The hospital collects data from several sources to understand its staff's ongoing education needs. The results of quality and safety measurement activities are one source of information to identify staff education needs. Also, monitoring data from the facility management program, the introduction of new medical equipment, skill and knowledge areas identified through the review of job performance, new clinical procedures, and future plans to provide new services represent such sources of data. The hospital has a process to gather and to integrate data from sources to plan the staff education program. Also, the hospital determines which staff, such as health care practitioners, are required to obtain continuing education to maintain their credentials and how the education of these staff will be monitored and documented. (*Also see* GLD.3.3, ME 3)

To maintain acceptable staff performance, to teach new skills, and to provide training on new medical equipment and procedures, the hospital provides or arranges for facilities, educators, and time for ongoing in-service and other education. This education is relevant to each staff member as well as to the continuing advancement of the hospital in meeting patient needs. **For example**, medical staff members may receive education on infection prevention and control, advances in medical practice, culture of safety, or new medical equipment. Each staff member's educational achievements are documented in his or her personnel record.

Hospital leadership supports the commitment to ongoing staff in-service education by making available space, equipment, and time for education and training programs. The availability of current scientific information supports the education and training. The education and training can take place in a centralized location or in several smaller learning and skill development locations throughout the facility. The education can be offered once to all or repeated for staff on a shift-by-shift basis to minimize the impact on patient care activities.

### Measurable Elements of SQE.8

- 1. The hospital uses various sources of data and information, including the results of quality and safety measurement activities, to identify staff education needs.
- 2. Education programs are planned based on these data and information. (*Also see* GLD.3.3, ME 3)
- 3. Hospital staff are provided ongoing in-service education and training. (*Also see* AOP.5.3, ME 4; AOP.6.3, ME 5; PCI.11, ME 2; and SQE.5, ME 4)
- 4. The education is relevant to each staff member's ability to meet patient needs and/or continuing education requirements. (*Also see* AOP.5.3, ME 4 and AOP.6.3, ME 5)
- 5. The hospital provides adequate time and facilities for all staff to participate in relevant education and training opportunities.

## Standard SQE.8.1

Staff members who provide patient care and other staff identified by the hospital are trained and can demonstrate appropriate competence in resuscitative techniques.

### Intent of SQE.8.1

Each hospital identifies those staff to be trained in resuscitative techniques and the level of training (basic or advanced) appropriate to their roles in the hospital. The appropriate level of training for those identified is repeated based on the requirements and/or time frames identified by a recognized training program, or every two years if a recognized training program is not used. There is evidence to show if each staff member attending the training actually achieved the desired competency level. (*Also see* COP.3.2)

### Measurable Elements of SQE.8.1

- 1. Staff members who provide patient care and other staff identified by the hospital to be trained in cardiac life support are identified.
- 2. The appropriate level of training is provided with sufficient frequency to meet staff needs.
- 3. There is evidence to show if a staff member passed the training. (*Also see* SQE.5, ME 4)
- 4. The desired level of training for each individual is repeated based on the requirements and/or time frames established by a recognized training program, or every two years if a recognized training program is not used.

## Standard SQE.8.2

The hospital provides a staff health and safety program that addresses staff physical and mental health and safe working conditions. (P)

## Standard SQE.8.2.1

The hospital identifies staff who are at risk for exposure to and possible transmission of vaccine-preventable diseases and implements a staff vaccination and immunization program. ⑥

### Intent of SQE.8.2 and SQE.8.2.1

A hospital's staff health and safety program is important to maintain staff physical and mental health, satisfaction, productivity, and safe conditions for work.

How a hospital orients and trains staff, provides a safe workplace, maintains equipment and medical equipment, prevents or controls health care–associated infections, and many other factors determine the health and well-being of staff.<sup>1</sup> (Also see PCI.2, ME 4) A staff health and safety program can be located within the hospital or be integrated into external programs. The program provides for the following:

- a) Initial employment health screening
- b) Measures to control harmful occupational exposures, such as exposure to toxic drugs and harmful noise levels<sup>2–4</sup>
- c) Periodic preventive immunizations and examinations<sup>5,6</sup>
- d) Education, training, and interventions on safe patient handling<sup>7,8</sup>
- e) Education, training, and interventions on managing workplace violence<sup>9–11</sup>
- f) Education, training, and interventions for staff who may be second victims of adverse or sentinel events<sup>11–13</sup>
- g) Treatment for common work-related conditions, such as back injuries, or more urgent injuries<sup>14</sup>

Whatever the staffing and structure of the program, staff understand how to report, be treated for, and receive counseling and follow-up for common work-related injuries such as those that may result from needlesticks, exposure to infectious diseases, encounters with workplace violence, handling of patients, hazardous conditions in the facility, and other health and safety matters. The design of the program includes staff input and draws upon the hospital's clinical resources as well as those in the community.

Nursing and other staff who assist with moving patients are at increased risk of back injuries and other musculoskeletal injuries due to the physical demands of patient handling. Improper patient handling techniques can also have a negative impact on patient safety and quality of care. Patient movement and handling tasks are being done in many different types of clinical settings. Thus, there is not any one specific solution that is appropriate for all areas in which patient movement and handling occurs. **Examples** of safe handling interventions may include the use of gate belts, lateral transfer aids, training on body mechanics, implementation of a transfer team, and the like.<sup>15–17</sup>

Violence in the workplace has become an increasingly common problem in health care organizations. Staff shortages, increased patient acuity, and the misconception that violence does not occur in health care organizations—or if violence does occur, it is part of the job—are just a few of the barriers to acknowledging that workplace violence exists and to developing violence prevention programs.<sup>18–21</sup> (Also see QPS.7)

The caregiving environment often presents emotional challenges that can be mentally and physically stressful.<sup>22–26</sup> Health care practitioners are often the second victims of errors and sentinel events. When patients and their family members are compromised by clinical errors, the remorse and anxiety felt by caregivers and their feelings of moral distress are frequently not acknowledged or addressed. Hospitals need to acknowledge that the emotional health and performance of health care practitioners involved in adverse and sentinel events can have an impact on the quality and safety of patient care.<sup>27–30</sup>

Because of their contact with patients and patients' infectious material, many health care practitioners are at risk for exposure to and possible transmission of vaccine-preventable diseases. Identifying epidemiologically important infections, determining staff at high risk for these infections, and implementing screening and prevention programs (such as immunizations, vaccinations, and prophylaxis) can significantly reduce the incidence of infectious disease transmission.<sup>31–35</sup> (Also see AOP.5.3.1; PCI.2, ME 4; and PCI.8.2.)



Asymptomatic infections are common, and individuals can be infectious prior to having any symptoms, including from influenza. In addition, studies show that health care practitioners often report to work even when ill.

Hospitalized patients are at significant risk of injury or death from health care–associated infectious disease transmissions. Infectious disease outbreaks in hospitalized patients have been traced to unvaccinated health care practitioners, particularly in the case of influenza. Hospitals must consider taking steps toward reducing the risks associated with the transmission of infectious diseases by unvaccinated health care practitioners. Health care practitioners have an ethical and professional obligation to protect themselves, their coworkers, and patients/families. Vaccination is a duty for all health care practitioners.<sup>36,37</sup>

Strategies for reducing patients' risk of exposure to infectious diseases may include efforts to promote flu vaccination, encouraging staff to get the flu vaccine, and requiring unvaccinated staff to wear masks during flu season.<sup>38</sup> Unvaccinated staff providing care to patients who are vulnerable to infection, such as the immunocompromised, the elderly, and infants, increases the risks to those patients already at high risk for infection. Therefore, staff immunization status needs to be taken into account when making staff assignments.

### Measurable Elements of SQE.8.2

- 1. The hospital provides a staff health and safety program that is responsive to urgent and nonurgent staff needs through direct treatment and referral.
- 2. The staff health and safety program includes at least a) through g) in the intent. (*Also see SQE.5, ME 6*)
- 3. The hospital identifies areas/situations for potential workplace violence and implements interventions to reduce the risk.
- 4. The hospital provides evaluation, counseling, and follow-up treatment for staff who are injured as a result of workplace violence.
- 5. The hospital provides education, evaluation, counseling, and follow-up for staff who are second victims of adverse or sentinel events.

### Measurable Elements of SQE.8.2.1

- 1. The hospital identifies epidemiologically significant infections, as well as staff that are at high risk for exposure to and transmission of infections, and implements a staff vaccination and immunization program. (*Also see PCI.6*)
- 2. The hospital evaluates the risks associated with unvaccinated staff and identifies strategies for reducing the patient's risk of exposure to infectious diseases from unvaccinated staff.
- 3. The infection prevention and control program guides the evaluation, counseling, and follow-up of staff exposed to infectious diseases. (*Also see PCI.2, ME 4*)

---

## **Determining Medical Staff Membership**

---

### **Standard SQE.9**

The hospital has a uniform process for gathering the credentials of those medical staff members permitted to provide patient care without supervision. (P)

## Standard SQE.9.1

Medical staff members' education, licensure/registration, and other credentials required by law or regulation and the hospital are verified and kept current. ⑥

## Standard SQE.9.2

There is a uniform, transparent decision process for the initial appointment of medical staff members. ⑥

### Intent of SQE.9 Through SQE.9.2

Explanations of terms and expectations found in these standards are as follows:

#### Credentials

*Credentials* are documents that are issued by a recognized entity to indicate completion of requirements or the meeting of eligibility requirements, such as a diploma from a medical school, specialty training (residency) completion letter or certificate, completion of the requirements of a medical professional organization, a license to practice, or recognition of registration with a medical or dental council. These documents, some of which are required by law or regulation, but some by hospital policy, must be verified from the original source that issued the document.

Credentials can also be documents from individuals and entities that address some aspect of the applicant's professional history or competency, such as letters of recommendation, a history of all previous hospital medical staff appointments, records of previous clinical care, health history, picture, or police background check, **for example**. These documents may be required by hospital policy as part of the credential-gathering process, but are not verified from the source that issued the document unless required by hospital policy. This requirement for verification of the credential will vary by the position the applicant is seeking. **For example**, for an applicant for leader of a department/clinical service, the hospital may want to verify information regarding the individual's previous administrative positions and experience. Also, for clinical positions, the hospital may require a certain number of years of experience and thus would verify this level of experience.

#### Medical Staff

*Medical staff* are all physicians, dentists, and other professionals who are licensed to practice independently (without supervision) and who provide preventive, curative, restorative, surgical, rehabilitative, or other medical or dental services to patients; or who provide interpretative services for patients, such as pathology, radiology, or laboratory services. All classifications of appointments, all types and levels of staff (employed, honorary, contract, visiting, and private community staff members), are included. Visiting staff include those who are locum tenens, or invited experts, "master class" teachers, and others allowed to provide patient care services temporarily. A hospital must define those other practitioners, such as "house officers," "hospitalists," and "junior doctors," that are no longer in training, but may or may not be permitted by the hospital to practice independently. The term *medical staff* is thus inclusive of all physicians and other professionals permitted to treat patients with partial or full independence, regardless of their relationship to the hospital (**for example**, employed staff or independent consultants). Note that in some cultures traditional medicine practitioners, such as acupuncturists, chiropractors, and others, may be permitted by law and the hospital to practice independently. Thus, they are considered medical staff members, and these standards apply in full. (*Also see* GLD.6.2, ME 3)

#### Verification

*Verification* is the process of checking the validity and completeness of a credential from the source that issued the credential. This process can be accomplished by an inquiry to a secure online database of, **for example**, those individuals licensed in the hospital's city or country. The process can also be accomplished by documenting a telephone conversation with the issuing source, or by sending an e-mail or conventional postal letter inquiry with the source. Verification of credentials from outside the country may be more complex and

in some cases not possible. There should, however, be evidence of a credible effort to verify the credential. A credible effort is characterized by multiple (at least two within 60 days) attempts by various methods (**for example**, phone, e-mail, and letter) with documentation of the attempts and result(s).

The three following situations are acceptable substitutes for a hospital performing primary source verification of credentials:

- 1) Applicable to hospitals overseen directly by governmental bodies, the government's verification process, supported by the availability of published governmental regulations about primary source verification; plus government licensure, or equivalent such as a registration; and the granting of specific status (**for example**, consultant, specialist, and others) are acceptable. As with all third-party verification processes, it is important to verify that the third party (**for example**, a government agency) implements the verification process as described in policy or regulations and that the process meets the expectations described in these standards.
- 2) Applicable to all hospitals, an affiliated hospital that has already conducted primary source verification of the medical staff applicant, is acceptable as long as the affiliated hospital has current Joint Commission International (JCI) accreditation with "full compliance" on its verification process found in SQE.9.1, MEs 1 and 2. *Full compliance* means the hospital's Official Survey Findings Report indicates that all measurable elements are fully met, or any not met or partially met measurable element required to be addressed by Strategic Improvement Plan (SIP) actions have been addressed and are now in full compliance.
- 3) Applicable to all hospitals, the credentials have been verified by an independent third party, such as a designated, official, governmental, or nongovernmental agency, as long as the following conditions apply: Any hospital that bases its decisions in part on information from a designated, official, governmental, or nongovernmental agency should have confidence in the completeness, accuracy, and timeliness of that information. To achieve this level of confidence in the information, the hospital should evaluate the agency providing the information initially and then periodically thereafter to ensure that JCI standards continue to be met.

It is important to understand the process for issuing some credentials. **For example**, does the government agency that issues the license to practice base its decision on any or all of the following: verification of education, an examination of competence, training by a medical specialty association, or membership and payment of fees? Also, if admission to a specialty education program is based on verification of education and experience to date, the hospital does not need to verify education again. The process used by the government agency is documented by the hospital. If the hospital does not have direct knowledge of the process used by the agency to verify education, or the hospital has never had an opportunity to verify that the agency carries out the process as described, then the hospital needs to perform its own verification. (*Also see* SQE.13, MEs 2 and 3 and SQE.15, MEs 2 and 3)

**Exception for SQE.9.1, ME 1, for initial surveys only.** At the time of the initial JCI accreditation survey, hospitals are required to have completed *primary source verification* for new practitioners who joined the medical staff within the twelve (12) months leading up to the initial survey. During the twelve (12) months following the initial survey, hospitals are required to complete primary source verification for all other medical staff members. This process is accomplished over the 12-month postsurvey period according to a plan that places priority on the verification of the credentials of active medical staff providing high-risk services.

**Note:** This exception refers only to the *verification* of credentials. All medical staff members have to have their credentials gathered and reviewed, and their privileges granted. There is no "phasing in" of this process.

### Appointment

*Appointment* is the process of reviewing an initial applicant's credentials to decide if the individual is qualified to provide patient care services that the hospital's patients need and the hospital can support with qualified staff and technical capabilities. For initial applicants, the information reviewed is primarily from outside sources. Hospital policy identifies the individuals or mechanism accountable for this review, any criteria used to make

decisions, and how decisions will be documented. Hospital policy identifies the process of appointment of independent practitioners for emergency needs or a temporary period. For such individuals, the appointment and identification of privileges are not made until at minimum licensure has been verified.

### Reappointment

*Reappointment* is the process of reviewing the medical staff member's file to verify

- continued licensure;
- that the medical staff member is not compromised by disciplinary actions of licensing and certification agencies;
- that the file contains sufficient documentation for seeking new or expanded privileges or duties in the hospital; and
- that the medical staff member is physically and mentally able to provide patient care and treatment without supervision.

The information for this review is from both internal and external sources. When a clinical department/service (**for example**, a subspecialty service) does not have a leader, there is a hospital policy that identifies who will do the review of the professionals in that department/service. The credential file of a medical staff member should be a dynamic source of information and under constant review. **For example**, when a medical staff member presents a certificate of achievement related to an advanced degree or advanced specialty training, the new credential should be immediately verified from the issuing source. Similarly, when an outside agency investigates a sentinel event related to a medical staff member and issues sanctions, this information should be used promptly to reevaluate the clinical privileges of the medical staff member. To ensure that medical staff files are complete and accurate, the files are reviewed at least every three years, and a note in the file indicates any actions taken or that no action is necessary and the appointment to the medical staff continues.

Medical staff membership may not be granted if the hospital does not have the special medical equipment or staff to support the professional practice of the individual. **For example**, a nephrologist seeking to provide dialysis services at the hospital, may not be granted medical staff membership if the hospital does not provide such services.

Finally, when an applicant's licensure/registration has been verified from the issuing source, but other documents—such as education and training—have yet to be verified, the individual may be granted medical staff membership, and privileges may be identified for the applicant for a period not to exceed 90 days. Under such circumstances, these individuals may not practice independently and require supervision until all credentials have been verified. Supervision is clearly defined in hospital policy as to level and conditions, and is not to exceed 90 days.

### Measurable Elements of SQE.9

- 1. The hospital has an ongoing, uniform process to manage the credentials of medical staff members.
- 2. Medical staff members permitted by laws, regulations, and the hospital to provide patient care without supervision are identified. (*Also see* SQE.1.1 and GLD.2, ME 5)
- 3. Education, licensure/registration, and other credentials required by law or regulation are copied by the hospital and maintained for each medical staff member in their personnel file or in a separate credential file. (*Also see* SQE.5, ME 2)
- 4. All credentials required by hospital policy are copied by the hospital and maintained for each medical staff member in his or her personnel file or in a separate credential file.

### Measurable Elements of SQE.9.1

- 1. Education, licensure/registration, and other credentials required by law or regulation or issued by recognized education or professional entities as the basis for clinical privileges are verified from the original source that issued the credential. (*Also see* GLD.2, ME 5)

- 2. Additional credentials required by hospital policy are verified from the source that issued the credential when required by hospital policy.
- 3. When third-party verification is used, the hospital verifies that the third party (**for example**, a government agency) implements the verification process as described in policy or regulations and that the process meets the expectations described in the intent.

### Measurable Elements of SQE.9.2

- 1. Medical staff appointments are made according to hospital policy and are consistent with the hospital's patient population, mission, and services provided to meet patient needs. (*Also see SQE.2, ME 3*)
- 2. Appointments are not made until at least licensure/registration has been verified from the primary source, and the medical staff member then provides patient care services under supervision until all credentials required by laws and regulations have been verified from the original source, up to a maximum of 90 days. (*Also see SQE.3*)
- 3. The method of supervision, frequency of supervision, and accountable supervisors are documented in the credential file of the individual. (*Also see SQE.5*)

---

## **The Assignment of Medical Staff Clinical Privileges**

---

### Standard SQE.10

The hospital has a standardized, objective, evidence-based procedure to authorize medical staff members to admit and to treat patients and/or to provide other clinical services consistent with their qualifications. ©

#### Intent of SQE.10

The determination of a medical staff member's current clinical competence and making a decision about what clinical services the medical staff member will be permitted to perform, often called privileging, is the most critical determination a hospital will make to protect the safety of patients and to advance the quality of its clinical services.

Considerations for clinical privilege delineation at initial appointment include the following:

- Decisions regarding a practitioner's clinical competence, and thus what clinical privileges he or she is to be granted, are based primarily on information and documentation received from outside the hospital. The source may include specialty education programs, letters of recommendation from previous medical staff appointments and/or close colleagues, and any quality data that may be released to the hospital. In general, these sources of information, other than those from educational institutions such as medical specialty programs, are not verified from the source unless required by hospital policy. Although these outside sources may not give clear, objective evidence of current clinical competence, at least the areas of presumed competence are identified. (*Also see SQE.2, ME 2*) Ongoing professional practice review (*see SQE.11*) will validate the areas of presumed competence.
- There is no one best way to delineate those clinical activities the new medical staff member is privileged to perform. Specialty training programs may identify and list the general competencies of that specialty in areas of diagnosis and treatment—with the hospital assigning privileges to diagnose and treat patients in those specialty competency areas. Other organizations may choose to list out in detail each type of patient and treatment procedure.
- Within each specialty area the process of privilege delineation is uniform; however, this process may not be the same in all specialty areas. Thus, the privileges will be different for general surgeons, pediatricians, dentists, or radiologists, **for example**; however, within each of these groups the process

for privilege delineation will be standardized. For family practitioners, primary care practitioners, and others who provide a variety of general medicine, obstetrics, pediatrics, and other services, the privilege delineation for these practitioners identifies which “specialty” services can be provided.

- The decision as to how clinical privileges are delineated in a specialty area is linked with other processes, including
  - selection by the department/service leaders of what processes are to be monitored through data collection (*see* GLD.11.1);
  - use of those data in the ongoing monitoring and evaluation process of the medical staff in the department/service (*see* SQE.11); and
  - use of the monitoring data in the process of reappointment and the renewal of privileges (*see* SQE.12).
- In addition to the privileges granted in relation to the individual’s education and training, the hospital identifies areas of high risk, such as the administration of chemotherapeutic agents, other classes of drugs, or high-risk procedures for which the medical staff member is explicitly granted such privileges or denied such privileges. The high-risk procedures, drugs, or other services are identified by each specialty area and evident in the privilege delineation process. Finally, some procedures may be high risk due to the instrumentation used, such as in the case of robotic and other computerized or remotely operated surgical or therapeutic equipment. Also, implantable medical devices require skills in implantation, calibration, and monitoring for which privileges should be specifically granted. (*Also see* ASC.7.4)
- Also, privileges are not granted if the hospital does not have the special medical equipment or staff to support the exercise of a privilege. **For example**, a nephrologist competent to do dialysis, or a cardiologist competent to insert stents, are not privileged for these procedures if the hospital does not provide such services.
- Finally, when an applicant’s licensure/registration has been verified from the issuing source, but other documents—such as education and training—have yet to be verified, privileges are identified for the applicant. However, these applicants may not practice independently until all credentials have been verified by the processes described above. Such supervision is clearly defined in hospital policy as to level, conditions, and duration.

**Note:** When a medical staff member also has administrative responsibilities, such as chair or chief of a clinical department, administrator of the hospital, or other such position, the responsibilities for this role are identified in a job description (*see* SQE.1.1). Hospital policy identifies the primary source verification of the credentials presented in support of this administrative role.

The privilege delineation process

- a) is standardized, objective, and evidence-based;
- b) is documented in hospital policies;
- c) is active and ongoing as the credentials of medical staff members change;
- d) is followed for all classes of medical staff membership; and
- e) can be demonstrated as to how the procedure is used effectively.

The clinical privileges of all medical staff members are made available by printed copy, electronic copy, or other means to those individuals or locations (**for example**, operating room, emergency department) in the hospital in which the medical staff member will provide services. The medical staff member is provided a copy of his or her clinical privileges. Updated information is communicated when the clinical privileges of a medical staff member change. (*Also see* GLD.6.2, ME 1)

### Measurable Elements of SQE.10

1. The privilege delineation process used by the hospital meets criteria a) through e) found in the intent.
2. The clinical privileges of all medical staff members are made available by printed copy, electronic copy, or other means to those individuals or locations (**for example**, operating room, emergency

- department) in the hospital in which the medical staff member will provide services. (*Also see* MMU.4.2, ME 3)
- ❑ 3. Each medical staff member provides only those services that have been specifically granted by the hospital. (*Also see* AOP.1, ME 3; AOP.3, ME 1; AOP.6.2, MEs 3 and 4; ASC.3.1, ME 1; MMU.5.1, ME 4; and MMU.6, ME 1)

---

## **Ongoing Monitoring and Evaluation of Medical Staff Members**

---

### **Standard SQE.11**

The hospital uses an ongoing standardized process to evaluate the quality and safety of the patient care provided by each medical staff member. (P)

#### **Intent of SQE.11**

Explanations of terms and expectations found in these standards are as follows:

#### **Ongoing Monitoring and Evaluation**

*Ongoing monitoring and evaluation* compose the process of continuously accumulating and analyzing data and information on the behaviors, professional growth, and clinical results of medical staff members. The department/service leader is responsible for the integration of the data and information on medical staff and taking appropriate actions. Immediate actions may be to counsel the staff member, place him or her under supervision, limit privileges, or other measures intended to limit risks to patients and improve quality of care and patient safety. Longer-term actions include synthesizing the data and information into a recommendation for continued medical staff membership and clinical privileges. Other actions may be to note to other medical staff members the benchmark behaviors and clinical results evident in the data and information of the medical staff member.

The ongoing monitoring and evaluation of medical staff members provides critical information to the process of maintaining medical staff membership and to the process of granting clinical privileges. (*Also see* SQE.9 through SQE.9.2) Although three-year cycles are required for renewing medical staff membership and clinical privileges, the process is intended to be ongoing and dynamic. Critical quality and patient safety incidents can arise if a medical staff member's clinical performance issues are not communicated and acted on when they arise.

The process of ongoing monitoring and evaluation is intended to

- improve individual practices as they relate to high-quality, safe patient care;
- provide the basis for reducing variation within a department/service through comparisons among colleagues and the development of practice guidelines and clinical protocols; and
- provide the basis for improving the results of the entire department/service through comparisons with external benchmark practices and published research and clinical results.

The ongoing monitoring and evaluation of medical staff members encompasses three general areas—behaviors, professional growth, and clinical results.

#### **Behaviors**

Medical staff members are models and mentors in creating a safe culture in a hospital. A safe culture is characterized by full participation by all staff, without fear of reprisal or marginalization. Safe cultures also include high respect between professional groups in which disruptive and other behaviors do not occur. Staff

feedback through surveys and other mechanisms can shape desired behaviors and can support medical staff role models.

An evaluation of behaviors can include

- evaluation of whether a medical staff member understands and supports the hospital's code of behavior and the identification of acceptable and unacceptable behaviors;
- an absence of reported behaviors by the medical staff member that are identified as unacceptable; and
- gathering, analysis, and use of information and data from staff surveys and other sources regarding the culture of safety in the hospital.

The ongoing monitoring and evaluation process should indicate, as part of the review process, the relevant achievements and challenges of the medical staff member in efforts to be a full participant in a safe and just culture. (*Also see* SQE.10)

### Professional Growth

Medical staff members grow and mature as the organizations in which they practice evolve, introducing new patient groups, technologies, and clinical science. Each medical staff member, to varying degrees, will reflect growth and improvement in the following important dimensions of health care and professional practice:

- Patient care, including provision of patient care that is compassionate, appropriate, and effective for health promotion, disease prevention, treatment of disease, and care at the end of life. (Potential measures include frequency of preventive services and reports from patients and families.) (*Also see* PFR.3)
- Medical/clinical knowledge, including knowledge of established and evolving biomedical, clinical, epidemiologic, and social-behavioral sciences, as well as the application of knowledge to patient care and the education of others. (Potential measures include application of clinical practice guidelines, including the adaptation and revision of guidelines, participation in professional conferences, and publications.) (*Also see* GLD.11.2)
- Practice-based learning and improvement, including use of scientific evidence and methods to investigate, evaluate, and continuously improve patient care based on self-evaluation and lifelong learning. (**Examples** of potential measures include self-motivated clinical inquiry/research, acquiring new clinical privileges based on study and acquiring new skills, and full participation in meeting requirements of professional specialty requirements or continuing education requirements of licensure.)
- Interpersonal and communication skills, including establishment and maintenance of effective exchange of information and collaboration with patients, their families, and other members of health care teams. (**Examples** of potential measures include participation in teaching rounds, team consultations, team leadership, and patient and family feedback.)
- Professionalism, including commitment to continuous professional development, ethical practice, an understanding and sensitivity to diversity, and a responsible attitude toward patients, their profession, and society. (**Examples** of potential measures include an opinion leader within the medical staff on clinical and professional issues, service on an ethics panel or discussions of ethical issues, keeping appointed schedules, and community participation.)
- System-based practices, including awareness of and responsiveness to the larger contexts and systems of health care, as well as the ability to call effectively on other resources in the system to provide optimal health care. (**Examples** of potential measures include understanding the meaning of frequently used, hospitalwide systems, such as the medication system; and awareness of the implications of the overuse, underuse, and misuse of systems.)
- Stewardship of resources, including understanding of the need for stewardship of resources and practicing cost-conscious care, including avoiding the overuse and misuse of diagnostic tests and therapies that do not benefit patient care but add to health care costs. (**Examples** of potential measures include participation in key purchasing decisions within their practice area, participating in



efforts to understand appropriate use of resources, and being aware of the cost to patients and payers of the services they provide.) (*Also see GLD.7*)

The ongoing monitoring and evaluation process should recognize, as part of the review process, the relevant areas of achievement and potential improvement of the medical staff member in these professional growth areas.

### Clinical Results

The ongoing monitoring and evaluation process for a medical staff member reviews information common to all medical staff members as well as specific information related to the clinical privileges of the member and the services provided by his or her specialty

**Hospitalwide Data Sources.** Hospitals collect a variety of data for use in management; **for example**, reporting to health authorities to support allocation of resources or payment of services. To be useful in the ongoing evaluation of an individual medical staff member, such hospitalwide data

- need to be collected in such a manner that individual practitioners can readily be identified;
- must relate to the clinical practice of the individual medical staff member; and
- can be benchmarked internally and/or externally to understand individual practitioner patterns.

**Examples** of such potential sources of data include length of stay, frequency of diagnostic testing, blood usage, and usage of certain drugs, among others.

**Department-Specific Data Sources.** Data are also collected at the level of each department/service. The department/service leader sets the priorities for measurement in the department for purposes of monitoring as well as improvement. The measures are specific to the services provided and the clinical privileges of the individual medical staff members within the department. As with hospitalwide data, to be useful in the ongoing evaluation of an individual department/service member, the data

- need to be collected in a manner such that individual practitioners can readily be identified;
- must relate to the clinical practice of the individual medical staff member; and
- can be benchmarked within the department/service and/or externally to understand individual practitioner patterns.

**Examples** of such potential department/service data include frequency of clinical procedures performed, complications, outcomes, and use of resources such as consultants, among others.

Also, it is important to note that it is not anticipated that any department/service will have the capacity or need to monitor all the listed privileges of every practitioner. It is more feasible to collect data on key services or some aspect of key services on the department level for which all or most department/service staff members have privileges.

Thus, there is no one set of data that will suffice to monitor and evaluate all medical staff members. The choice of data, the frequency of monitoring and analysis, and the actual use of the data and documentation in the record of the medical staff member are very specific to the department/service, to the relevant profession, and to the privileges of the practitioner. The monitoring and evaluation of medical staff members is supported by a variety of data sources, including electronic and paper records, observations, and peer interactions.

An important final step is to ask the question: “How is this practitioner doing compared to other colleagues within his or her department and in comparison to professional colleagues in other hospitals, regions, or countries?” The internal comparison is primarily to reduce variation in practice and outcomes within the department and learn from the best practices within the department. The external comparison is to ensure that the hospital achieves best practices within the respective profession. Each department will have knowledge of those professional databases, clinical practice guidelines, and scientific literature sources that describe those desirable benchmark practices. **For example**, oncology registries can be helpful, or data from practitioners using the same science (clinical practice guidelines). Similarly, a national or international surgical society may collect outcome or complication data.

In summary, the ongoing medical staff member monitoring and evaluation process

- is standardized by type of medical staff member and/or department or clinical services unit;
- uses the monitoring data and information for internal comparisons to reduce variation in behaviors, professional growth, and clinical results;
- uses the monitoring data and information for external comparisons with available, objective, evidence-based *best practice* or benchmark sources of clinical result data and information;
- is conducted by the individual's department or service head, senior medical manager, or a medical staff review body;
- includes the monitoring and evaluation of senior medical staff and department heads by an appropriate professional; and
- provides information that will be documented in the medical staff member's file, including the results of reviews, actions taken, and the impact of those actions on privileges (if any).

Finally, while the process of monitoring and evaluation of medical staff members is intended to be ongoing, and data and information may be accumulated on an ongoing basis, hospital policy requires a review at least once during a 12-month period. The review is conducted by the individual's department or service head, a senior medical manager, or a medical staff review body. Findings, conclusions, and any actions taken or recommended are recorded in the medical staff member's file. When the findings affect the appointment or privileges of the medical staff member, there is a process to take action on the findings. Such immediate "for cause" actions are documented in the practitioner's file and are reflected in the list of clinical privileges. Notification is sent to those sites in which the practitioner provides services. (*Also see* SQE.3)

### Measurable Elements of SQE.11

1. All medical staff members are included in an ongoing professional practice monitoring and evaluation process as defined by hospital policy and standardized at the department/service level. (*Also see* SQE.3, ME 5)
2. The monitoring and evaluation process identifies areas of achievement and potential improvement related to the behaviors, professional growth, and clinical results of the medical staff member compared to other department/service medical staff members. (*Also see* QPS.4, ME 2)
3. The clinical results of data and information available on medical staff members are reviewed with objective and evidence-based information, as available, for external benchmarking.
4. The data and information from the monitoring are reviewed at least every 12 months by the individual's department or service head, senior medical manager, or medical staff body, and the results, conclusions, and any actions taken are documented in the medical staff member's credentials file and other relevant files. (*Also see* GLD.11.1, ME 1)
5. When the findings affect the appointment or privileges of the medical staff member, there is a process to take action on the findings, and such "for cause" actions are documented in the practitioner's file and are reflected in the list of clinical privileges. Notification is sent to those sites in which the practitioner provides services.

## **Medical Staff Reappointment and Renewal of Clinical Privileges**

### **Standard SQE.12**

At least every three years, the hospital determines, from the ongoing monitoring and evaluation of each medical staff member, if medical staff membership and clinical privileges are to continue with or without modification. (P)

#### **Intent of SQE.12**

Explanations of terms and expectations found in these standards are as follows:

#### **Reappointment**

*Reappointment* is the process of reviewing, at least every three years, the medical staff member's file to verify

- continued licensure;
- that the medical staff member is not compromised by disciplinary actions of licensing and certification agencies;
- that the file contains sufficient documentation for seeking new or expanded privileges or duties in the hospital; and
- that the medical staff member is physically and mentally able to provide patient care and treatment without supervision.

The information for this review is gathered from the internal, ongoing monitoring and evaluation of the medical staff member, as well as from external sources such as regulatory or professional organizations or agencies. Hospital policy identifies the individual, such as the leader of a specialty service; or mechanism, such as a medical staff office when a department/service leader is not present or accountable for this review; any criteria used to make decisions; and how decisions will be documented. The credential file of a medical staff member should be a dynamic source of information and under constant review. **For example**, when a medical staff member presents a certificate of achievement related to an advanced degree or advanced specialty training, the new credential should be immediately verified from the issuing source. Similarly, when an outside agency investigates a sentinel event related to a medical staff member and issues sanctions, this information should be used promptly to reevaluate the clinical privileges of the medical staff member. To ensure that medical staff files are complete and accurate, the files are reviewed at least every three years, and a note in the file indicates any actions taken or that no action is necessary and the appointment to the medical staff continues.

Considerations for clinical privilege delineation at reappointment include the following:

- Medical staff members may be granted additional privileges based on advanced education and training. The education and training are verified from the source providing the education or training or issuing the credential. The full exercise of the added privilege may be delayed until the verification process is complete or when there is a required period of supervised practice prior to granting an unrestricted new privilege; **for example**, a required number of supervised cases of robotic surgery.
- Medical staff members may have their privileges continued, limited, reduced, or terminated based on
  - the results of the ongoing professional practice review process (*see* SQE.11);
  - limitations placed on the individual's privileges by an outside professional, governmental, or regulatory agency;
  - the hospital's findings from an evaluation of a sentinel or other event;
  - the health of the practitioner; or
  - the request of the practitioner. (*Also see* SQE.3 and SQE.10)

**Measurable Elements of SQE.12**

- 1. Based on the ongoing monitoring and evaluation of the medical staff member, the hospital determines, at least every three years, if medical staff membership and clinical privileges are to continue with or without modification. (*Also see* MMU.4.2, ME 2)
- 2. There is evidence in the file of each medical staff member that all credentials that require periodic renewal, payment of a registration fee, or other action by the medical staff member are current.
- 3. Credentials obtained subsequent to initial appointment are evident in the file of the medical staff member and have been verified from the primary source prior to use in modifying or adding to clinical privileges.
- 4. The renewal decision is documented in the medical staff member's credential file and includes the identification of the reviewer and any special conditions identified during the review.

---

## **Nursing Staff**

---

**Standard SQE.13**

The hospital has a uniform process to gather, to verify, and to evaluate the nursing staff's credentials (license, education, training, and experience).

**Intent of SQE.13**

The hospital needs to ensure that it has a qualified nursing staff that appropriately matches its mission, resources, and patient needs. The nursing staff are responsible for providing direct patient care. In addition, nursing care contributes to the overall patient outcomes. The hospital must ensure that nurses are qualified to provide nursing care and must specify the types of care they are permitted to provide if not identified in laws or regulations. The hospital ensures that each nurse is qualified to provide safe and effective care and treatment to patients by

- understanding the applicable laws and regulations that apply to nurses and nursing practice;
- gathering all available credentials on each nurse, including at least
  - evidence of education/training;
  - evidence of current licensure;
  - evidence of current competence through information from other sources in which the nurse was employed; and
  - letters of recommendation and/or other information the organization may require, such as health history, pictures, among others; and
- verification of the essential information, such as current registry or licensure, particularly when such documents are periodically renewed, and any certifications and evidence of completion of specialized or advanced education.

The hospital needs to make every effort to verify essential information, even when the education took place in another country and a significant time ago. Secure websites, documented phone confirmation from the source, written confirmation, and third parties, such as a designated, official governmental or nongovernmental agency, can be used. The situations described for medical staff in the intent of SQE.9 are considered acceptable substitutes for an organization performing primary source verification of nurse credentials.

Standards compliance requires that primary source verification is carried out for

- new nurse applicants beginning 12 months prior to initial accreditation survey; and
- current employed nurses during a period of 12 months following the initial survey. This is accomplished according to a plan that places priority on the verification of the credentials of nurses

providing high-risk services, such as in the operating theatre, emergency department, or intensive care unit.

When verification is not possible, such as with the loss of records in a disaster, this is documented.

The hospital has a process that ensures that the credentials of each contract nurse have also been gathered, verified, and reviewed to ensure current medical competence prior to assignment. The hospital gathers and maintains a file of each nurse's credentials. The files contain current licenses when regulations require periodic renewal. There is documentation of training related to any additional competencies. (*Also see* SQE.5)

### Measurable Elements of SQE.13

- 1. The hospital has a standardized procedure to gather and document the education, certifications, and experience of each nursing staff member.
- 2. Education, training, and certifications are verified from the original source according to parameters found in the intent of SQE.9, and are documented.
- 3. Licensure is verified from the original source according to the parameters found in the intent of SQE.9, and is documented.
- 4. There is a record maintained of the credentials of every nursing staff member. (*Also see* SQE.5, ME 2)
- 5. The hospital has a process to ensure that the credentials of contract nurses are valid and complete prior to assignment.
- 6. The hospital has a process to ensure that nurses who are not employees of the hospital, but accompany private physicians and provide services to the hospital's patients, have valid credentials. (*Also see* GLD.6)

## Standard SQE.14

The hospital has a standardized process to identify job responsibilities and to make clinical work assignments based on the nursing staff member's credentials and any regulatory requirements.

### Standard SQE.14.1

The hospital has a standardized process for nursing staff participation in the hospital's quality improvement activities, including evaluating individual performance when indicated.

#### Intent of SQE.14 and SQE.14.1

Review of the qualifications of the nursing staff member provides the basis for assigning job responsibilities and clinical work assignments. Work assignments may be described in more detail in a job description (*see* SQE.1.1, ME 1) or described in other ways or documents that support how nurse staffing assignments are made (*see* SQE.6), such as assignment to geriatric or pediatric units or to high-acuity units. Assignments made by the hospital are consistent with any applicable laws and regulations regarding nursing responsibilities and clinical care.

The nursing staff's essential clinical role requires them to actively participate in the hospital's clinical quality improvement program. If at any point during clinical quality measurement, evaluation, and improvement, a nursing staff member's performance is in question, the hospital has a process to evaluate that individual's performance. The results of reviews, actions taken, and any impact on job responsibilities are documented in the nurse's credentials or other file.

**Measurable Elements of SQE.14**

- 1. Licensure, education/training, and experience of a nursing staff member are used to make clinical work assignments. (*Also see* MMU.5.1, ME 4; MMU.6, ME 2; SQE.2, ME 2; and SQE.3, ME 1)
- 2. The process takes into account relevant laws and regulations. (*Also see* GLD.2, ME 5)
- 3. The process supports nurse staffing plans.

**Measurable Elements of SQE.14.1**

- 1. Nursing staff participate in the hospital's quality improvement activities. (*Also see* QPS.1, ME 4)
- 2. The performance of individual nursing staff members is reviewed when indicated by the findings of quality improvement activities. (*Also see* MMU.6, ME 3 and GLD.11.1, ME 2)
- 3. Appropriate information from the review process is documented in the nurse's credentials or other file.

---

## **Other Health Care Practitioners**

---

**Standard SQE.15**

The hospital has a uniform process to gather, to verify, and to evaluate other health care practitioners' credentials (license, education, training, and experience). (P)

**Intent of SQE.15**

Hospitals employ or may permit a variety of other health care practitioners to provide care and services to their patients or to participate in patient care processes. **For example**, these professionals include nurse practitioners, nurse midwives, surgical assistants, emergency medical care specialists, pharmacists, and pharmacy technicians. In some countries or cultures, this group also includes traditional healers or those who provide alternative services or services that complement traditional medical practice (**for example**, acupuncture, herbal medicine). Often, these individuals do not actually practice in the hospital; instead, they refer to the hospital or provide continuing or follow-up care for patients in the community. Many of these professionals complete formal training programs and receive licenses or certificates or are registered with local or national authorities. Others may complete less formal apprentice programs or other supervised experiences.

For those other health care practitioners permitted to work or to practice in the hospital, the hospital is responsible for gathering and verifying their credentials. The hospital must ensure that other health care practitioners are qualified to provide care and treatments and must specify the types of care and treatment they are permitted to provide if not identified in laws or regulations. The hospital ensures that other health care practitioners are qualified to provide safe and effective care and treatment to patients by

- understanding the applicable laws and regulations that apply to such practitioners;
- gathering all available credentials on each individual, including at least evidence of education and training, evidence of current licensure or certification when required; and
- verification of the essential information, such as current registry, licensure, or certification.

The hospital needs to make every effort to verify essential information relevant to the individual's intended responsibilities, even when the education took place in another country and a significant time ago. Secure websites, documented phone confirmation from the source, written confirmation, and third parties, such as a designated, official governmental or nongovernmental agency, can be used.

The situations described for medical staff in the intent of SQE.9 are acceptable substitutes for a hospital performing primary source verification for the credentials of other health care practitioners staff.

Standards compliance requires that primary source verification is carried out for

- new applicants beginning four months prior to initial accreditation survey; and
- currently employed health practitioners during a period of three years postsurvey.

When there is no required formal education process, licensure, or registry process or other credential or evidence of competency, this is documented in the individual's record. When verification is not possible, such as with the loss of records in a disaster, this is documented in the individual's record. The hospital gathers and maintains a file of each health care practitioner's credentials. The files contain current licenses or registry when regulations require periodic renewal. (*Also see* SQE.5)

### Measurable Elements of SQE.15

- 1. The hospital has a standardized process to gather and document the education, certifications, and experience of each health care practitioner.
- 2. Education, training, and certifications are verified from the original source according to the parameters found in the intent of SQE.9, and are documented.
- 3. Licensure is verified from the original source according to the parameters found in the intent of SQE.9, and is documented.
- 4. There is a record maintained on other health care practitioners that contains copies of any required license, certification, or registration. (*Also see* SQE.5, ME 2)
- 5. The hospital has a process to ensure that other staff who are not employees of the hospital but accompany private physicians and provide services to the hospital's patients have valid credentials that are comparable to the hospital's requirement for credentials. (*Also see* GLD.6.2)

## Standard SQE.16

The hospital has a uniform process to identify job responsibilities and to make clinical work assignments based on other health care practitioners' credentials and any regulatory requirements.

### Standard SQE.16.1

The hospital has a uniform process for other health care practitioners' participation in the hospital's quality improvement activities.

#### Intent of SQE.16 and SQE.16.1

The hospital is responsible for identifying the types of activities or range of services these individuals will provide in the hospital. This can be accomplished through agreements, job assignments, job descriptions (*see* SQE.1.1, ME 1), or other methods. In addition, the hospital defines the level of supervision (consistent with existing laws and regulations), if any, for these professionals. Other health care practitioners are included in the hospital's quality management and improvement program.

### Measurable Elements of SQE.16

- 1. Licensure, education, training, and experience of other health care practitioners are used to make clinical work assignments. (*Also see* MMU.5, MEs 3 and 4; MMU.6, ME 2; and SQE.2, ME 2)
- 2. The process takes into account relevant laws and regulations. (*Also see* GLD.2, ME 5)
- 3. The process supports the staffing process for other health care practitioners.

## Measurable Elements of SQE 16.1

- 1. Other health care practitioners participate in the hospital's quality improvement activities. (*Also see* QPS.1, ME 4)
- 2. The performance of other health care practitioners is reviewed when indicated by the findings of quality improvement activities. (*Also see* MMU.6, ME 3 and GLD.11.1, ME 3)
- 3. Appropriate information from the review process is documented in the health care practitioner's file.

## References

1. Steege AL, Boiano JM, Sweeney MH. NIOSH health and safety practices survey of healthcare workers: Training and awareness of employer safety procedures. *Am J Ind Med.* 2014 Jun;57(6):640–652.
2. Connor TH, et al. Reproductive health risks associated with occupational exposures to antineoplastic drugs in health care settings: A review of the evidence. *J Occup Environ Med.* 2014 Sep;56(9):901–910.
3. National Institute for Occupational Safety and Health. Workplace Solutions: Medical Surveillance for Healthcare Workers Exposed to Hazardous Drugs. NIOSH Publication No. 2013-103. Nov 2012. Accessed Dec 5, 2016. <http://www.cdc.gov/niosh/docs/wp-solutions/2013-103/pdfs/2013-103.pdf>.
4. Rim KT, Lim CH. Biologically hazardous agents at work and efforts to protect workers' health: A review of recent reports. *Saf Health Work.* 2014 Jun;5(2):43–52.
5. Centers for Disease Control and Prevention. Recommended vaccines for healthcare workers. (Updated: Apr 15, 2014.) Accessed Nov 15, 2016. <http://www.cdc.gov/vaccines/adults/rec-vac/hcw.html>.
6. Shefer A, et al. Immunization of health-care personnel: Recommendations of the Advisory Committee on immunization practices (ACIP). *MMWR Recomm Rep.* 2011 Nov 25;60(RR-7):1–45.
7. Hallmark B, Mechan P, Shores L. Ergonomics: Safe patient handling and mobility. *Nurs Clin North Am.* 2015 Mar;50(1):153–166.
8. Oermann MH. New standards for safe patient handling and mobility. *J Nurs Care Qual.* 2013 Oct–Dec;28(4):289–291.
9. Campbell C, Burg MA, Gammonley D. Measures for incident reporting of patient violence and aggression towards healthcare providers: A systematic review. *Aggression and Violent Behavior.* 2015;25:314–322.
10. Kaplan B; Pişkin R, Ayar B. Violence against health care workers. *Medical Journal of Islamic World Academy of Sciences.* 2013;21(1):4–10.
11. Zhao S, et al. Coping with workplace violence in healthcare settings: Social support and strategies. *Int J Environ Res Public Health.* 2015 Nov 13;12(11):14429–14444.
12. Mira JJ, et al. Interventions in health organisations to reduce the impact of adverse events in second and third victims. *BMC Health Serv Res.* 2015 Aug 22;15(341).
13. Edrees H, et al. Implementing the RISE second victim support programme at the Johns Hopkins Hospital: A case study. *BMJ Open.* 2016 Sep 30;6(9):e011708.
14. Tarigan LH, et al. Prevention of needle-stick injuries in healthcare facilities: A meta-analysis. *Infect Control Hosp Epidemiol.* 2015 Jul;36(7):823–829.
15. Choi J, Cramer E. Reports from RNs on safe patient handling and mobility programs in acute care hospital units. *J Nurs Adm.* 2016 Nov;46(11):566–573.
16. Elnitsky CA, et al. Implications for patient safety in the use of safe patient handling equipment: A national survey. *Int J Nurs Stud.* 2014 Dec;51(12):1624–1633.
17. Engel L, Love R. Safe patient handling education in Nepal: A Canadian perspective in creating and conducting training in a developing country. *J Palliat Med.* 2013 Mar;16(3):295–300.
18. Alkorashy HA, Al Moalad FB. Workplace violence against nursing staff in a Saudi university hospital. *Int Nurs Rev.* 2016 Jun;63(2):226–232.
19. Chen KP, Ku YC, Yang HF. Violence in the nursing workplace—A descriptive correlational study in a public hospital. *J Clin Nurs.* 2013 Mar;22(5–6):798–805.
20. Najafi F, et al. Human dignity and professional reputation under threat: Iranian nurses' experiences of workplace violence. *Nurs Health Sci.* Epub 2016 Jul 11.
21. Wu S, et al. A study on workplace violence and its effect on quality of life among medical professionals in China. *Arch Environ Occup Health.* Epub 2013 Feb 28. Accessed Nov 15, 2016. <http://www.tandfonline.com/doi/abs/10.1080/19338244.2012.732124#Ua3qXUDVA1J>.
22. Hunsaker S, et al. Factors that influence the development of compassion fatigue, burnout, and compassion satisfaction in emergency department nurses. *J Nurs Scholarsh.* 2015 Mar;47(2):186–194.
23. Itzhaki M, et al. Caring international research collaborative: A five-country partnership to measure perception of nursing staffs' compassion fatigue, burnout, and caring for self. *Interdisciplinary Journal of Partnership Studies.* 2015;2(1):1–22.



24. Jacobowitz W, et al. Post-traumatic stress, trauma-informed care, and compassion fatigue in psychiatric hospital staff: A correlational study. *Issues Ment Health Nurs*. 2015;36(11):890–899.
25. Sorenson C, et al. Understanding compassion fatigue in healthcare providers: A review of current literature. *J Nurs Scholarsh*. 2016 Sep;48(5):456–465.
26. West AL. Associations among attachment style, burnout, and compassion fatigue in health and human service workers: A systematic review. *J Hum Behav Soc Environ*. 2015;25(6):571–590.
27. Mira JJ, et al. The aftermath of adverse events in Spanish primary care and hospital health professionals. *BMC Health Serv Res*. 2015 Apr 9;15(151):1–9.
28. Seys D, et al. Health care professionals as second victims after adverse events: A systematic review. *Eval Health Prof*. 2013 Jun;36(2):135–162.
29. Ullström S, et al. Suffering in silence: A qualitative study of second victims of adverse events. *BMJ Qual Saf*. 2014 Apr;23(4):325–331.
30. Wu AW, Steckelberg RC. Medical error, incident investigation and the second victim: Doing better but feeling worse? *BMJ Qual Saf*. 2012 Apr;21(4):267–270.
31. Baseline of Health Foundation. Mandatory Flu Vaccines for Health Care Workers. Cohen H. Jan 26, 2013. Accessed Dec 6, 2016. <https://jonbarron.org/article/mandatory-flu-vaccines-health-care-workers>.
32. Immunization Action Coalition. Influenza vaccination honor roll. (Updated: Oct 26, 2016.) Accessed Nov 15, 2016. <http://www.immunize.org/honor-roll/influenza-mandates/>.
33. Lin CJ, Nowalk MP, Zimmerman RK. Estimated costs associated with improving influenza vaccination for health care personnel in a multihospital health system. *Jt Comm J Qual Patient Saf*. 2012 Feb;38(2):67–72.
34. Perlin JB, et al. Developing a program to increase seasonal influenza vaccination of healthcare workers: Lessons from a system of community hospitals. *J Healthc Qual*. Epub 2013 Mar 7.
35. Vaccines Today. Should Flu Vaccine Be Mandatory for Hospital Staff? Dec 28, 2013. Accessed Nov 15, 2016. <http://www.vaccinestoday.eu/vaccines/should-flu-vaccine-be-mandatory-for-hospital-staff/>.
36. Babcock HM, et al. Mandatory influenza vaccination of health care workers: Translating policy to practice. *Clin Infect Dis*. 2010 Feb 15;50(4):459–464.
37. Centers for Disease Control and Prevention. Influenza Vaccination Information for Health Care Workers. (Updated: Nov 1, 2016.) Accessed Nov 15, 2016. <http://www.cdc.gov/flu/healthcareworkers.htm>.
38. Influenza Specialists Group. Discussion Paper. Influenza Vaccination Among Healthcare Workers. Accessed Nov 15, 2016. <http://www.isg.org.au/assets/assets/influenza-vaccination-among-healthcare-workers-discussion-paper-web.pdf>.





# Management of Information (MOI)

---

## Overview

Providing patient care is a complex endeavor that is highly dependent on the communication of information. This communication is to and with patients and their families, other health care practitioners, and the community. Failures in communication are one of the most common root causes of patient safety incidents. Often, these communication failures result from illegible handwriting, and the non-uniform or non-standardized use of abbreviations, symbols, and codes across an organization. To provide, coordinate, and integrate services, health care organizations rely on information about the science of care, individual patients, care provided, results of care, and their own performance. Like human, material, and financial resources, information is a resource that must be managed effectively by the organization's leaders. Every organization seeks to obtain, to manage, and to use information to improve patient outcomes as well as individual and overall organization performance.

Over time, organizations become more effective in

- identifying information and information technology needs;
- designing/deploying information management systems;
- defining and capturing data and information;
- analyzing data and transforming it into information;
- transmitting and reporting data and information; and
- integrating and using information for performance improvement.

Although computerization and other technologies improve efficiency, the principles of good information technology management apply to all documentation methodologies. These standards are designed to be equally compatible with noncomputerized systems and current/future technologies.

**Note:** Some standards require the hospital to have a written policy, procedure, program, or other written document for specific processes. Those standards are indicated by a © icon after the standard text.

## Standards

The following is a list of all standards for this function. They are presented here for your convenience without their intent statements or measurable elements. For more information about these standards, please see the next section in this chapter, Standards, Intents, and Measurable Elements.

### Information Management

- MOI.1** The hospital plans and designs information management processes to meet internal and external information needs.
- MOI.2** Information privacy, confidentiality, and security—including data integrity—are maintained. ©
- MOI.3** The hospital determines the retention time of records, data, and information. ©

- MOI.4** The hospital uses standardized diagnosis and procedure codes and ensures the standardized use of approved symbols and abbreviations across the hospital.
- MOI.5** The data and information needs of those in and outside the hospital are met on a timely basis in a format that meets user expectations and with the desired frequency.
- MOI.6** Records and information are protected from loss, destruction, tampering, and unauthorized access or use. (P)
- MOI.7** Decision makers and other staff members are educated and trained in the principles of information use and management.

### Management and Implementation of Documents

- MOI.8** Written documents, including policies, procedures, and programs, are managed in a consistent and uniform manner. (P)
- MOI.8.1** The policies, procedures, plans, and other documents that guide consistent and uniform clinical and nonclinical processes and practices are fully implemented. (P)

### Medical Record

- MOI.9** The hospital initiates and maintains a standardized medical record for every patient assessed or treated and determines the record's content, format, and location of entries. (P)
- MOI.10** The medical records of patients receiving emergency care include the time of arrival and departure, the conclusions at termination of treatment, the patient's condition at discharge, and follow-up care instructions.
- MOI.11** The hospital identifies those authorized to make entries in the patient medical record. (P)
- MOI.11.1** Every patient medical record entry identifies its author and when the entry was made in the medical record.
  - MOI.11.1.1** The hospital has a process to address the proper use of the copy-and-paste function when electronic medical records are used. (P)
- MOI.12** As part of its monitoring and performance improvement activities, the hospital regularly assesses patient medical record content and the completeness of patient medical records.

### Information Technology in Health Care

- MOI.13** Health information technology systems are assessed and tested prior to implementation within the hospital and evaluated for quality and patient safety following implementation.
- MOI.14** The hospital develops, maintains, and tests a program for response to planned and unplanned downtime of data systems. (P)

## Standards, Intentions, and Measurable Elements

---

### *Information Management*

---

#### **Standard MOI.1**

The hospital plans and designs information management processes to meet internal and external information needs.

## Intent of MOI.1

Information is generated and used during patient care and for managing a safe and effective hospital. The ability to capture and to provide information requires effective planning. Planning incorporates input from a variety of sources, including the following:

- The health care practitioners
- The hospital's managers and department/service leaders
- Those outside the hospital who need or require data or information about the hospital's operation and care processes

The planning also includes the hospital's mission, services provided, resources, access to affordable technology, and support for effective communication among caregivers. The priority information needs of these sources influence the hospital's information management strategies and ability to implement those strategies. The strategies meet the needs of the hospital based on the hospital's size, complexity of services, availability of trained staff, and other human and technical resources. The information processes are comprehensive and include all of the departments and services of the hospital. Planning for the management of information does not require a formal written information program but does require evidence of a planned approach that identifies the hospital's information needs. (*Also see* ACC.3; COP.8, ME 3; and PCI.4, ME 3)

## Measurable Elements of MOI.1

- 1. The information needs of those who provide clinical services are considered in the planning process. (*Also see* GLD.3.2, ME 2)
- 2. The information needs of those who manage the hospital are considered in the planning process. (*Also see* GLD.3.2, ME 1)
- 3. The information needs and requirements of individuals and agencies outside the hospital are considered in the planning process. (*Also see* GLD.3.1, ME 2)
- 4. The planning is based on the hospital's size and complexity.

## Standard MOI.2

Information privacy, confidentiality, and security—including data integrity—are maintained. ©

### Intent of MOI.2

The hospital maintains the privacy and confidentiality of data and information and is particularly careful about preserving the confidentiality of sensitive data and information. The balance between data sharing and data confidentiality is addressed. The hospital determines the level of privacy and confidentiality maintained for different categories of information (**for example**, patient information, research data, and quality data; *see* PFR.1.3, ME 3; QPS.4, ME 5; and GLD.17, ME 3).

Maintaining data integrity is an important aspect of information management. The information contained in a database must be accurate in order to ensure that the interpretation of results from data analysis is meaningful. In addition, data integrity is maintained during planned and unplanned downtime of data systems. This is accomplished through implementation of downtime recovery tactics and ongoing data backup processes. (*Also see* MOI.14)

Policies and procedures address security procedures that allow only authorized staff to gain access to data and information. Access to different categories of information is based on need and defined by job title and function, including students in academic settings. An effective process defines

- who has access to data and information;
- the information to which an individual has access;
- the user's obligation to keep information confidential; (*Also see* MOI.11)

- the process for maintaining data integrity; and
- the process followed when confidentiality, security, or data integrity are violated.

### Measurable Elements of MOI.2

COP 2.2, ME 5

- 1. The hospital has a written process that protects the confidentiality, security, and integrity of data and information. (Also see COP.2.2, ME 6, SQE.5, ME 1; and MOI.3, MEs 2 and 3)
- 2. The process is based on and consistent with laws and regulations. (Also see GLD.2, ME 5)
- 3. The process identifies the level of confidentiality maintained for different categories of data and information.
- 4. Those persons who need or have a job position permitting access to each category of data and information are identified.
- 5. Compliance with the process is monitored, and actions are taken when confidentiality, security, or data integrity are violated.

## Standard MOI.3

The hospital determines the retention time of records, data, and information. (P)

### Intent of MOI.3

The hospital determines the retention time of medical records and other data and information. Medical records and other data and information are retained for sufficient periods to comply with laws and regulations and to support patient care, management, legal documentation, research, and education. The retention of records, data, and information is consistent with the confidentiality and security of such information. When the retention period is complete, medical records and other records, data, and information are destroyed in a manner that does not compromise confidentiality and security.

### Measurable Elements of MOI.3

- 1. The hospital determines the retention time of patient medical records and other data and information. (Also see MOI.8)
- 2. The retention process provides expected confidentiality and security. (Also see MOI.2, ME 1)
- 3. Records, data, and information are destroyed in a manner that does not compromise confidentiality and security. (Also see MOI.2, ME 1)

## Standard MOI.4

The hospital uses standardized diagnosis and procedure codes and ensures the standardized use of approved symbols and abbreviations across the hospital.

### Intent of MOI.4

Standardization of codes and uniform use of symbols and abbreviations prevents miscommunication and potential errors in patient care. In addition, the uniform use of standardized diagnosis and procedure codes (for example, ICD-10) supports data aggregation and analysis.

Abbreviations can be problematic and at times even dangerous, particularly in the context of prescribing medications.<sup>1,2</sup> For this reason, some hospitals do not allow the use of abbreviations in their organizations at all. When abbreviations are allowed in the hospital, processes are implemented to prevent or reduce risks to patient safety. Abbreviations are not used on informed consent and patient rights documents, discharge

instructions, discharge summaries, and other documents that a patient and his or her family may read or receive about the patient's care. Patients and families may not be familiar with or understand the hospital's approved abbreviations, and may not be comfortable asking for clarification. In addition, if a discharge summary contains abbreviations and is sent with a patient being transferred to another organization, there is a risk to patient safety if the receiving organization uses some of the same abbreviations but with different meanings, or simply does not know the meanings of the abbreviations in the discharge summary.

When a hospital uses abbreviations, the hospital develops and implements a process for the uniform use of approved abbreviations, such as through the use of a list. This uniform use includes each abbreviation having only one meaning. When abbreviations have more than one meaning, confusion as to what the author meant may result in medical errors. **For example**, the abbreviation MS could mean mitral stenosis in cardiology; however, in neurology, the abbreviation MS may be used for multiple sclerosis. It is important that abbreviation use is uniform and consistent across the hospital without differences in meanings between different departments or services. Staff are educated and trained on the principles of the standardization and uniform use of the hospital's codes, symbols, and abbreviations (if applicable).

In addition, when a hospital uses abbreviations, the hospital develops and/or adopts a do-not-use list of abbreviations and symbols. **For example**, the Institute for Safe Medication Practices (ISMP) maintains a list of abbreviations, symbols, and dose designations that "should never be used when communicating medical information."<sup>3</sup> The items in the list were reported to ISMP as being frequently misinterpreted and involved in harmful medication errors.

The hospital's use of standardized codes and uniform use of approved symbols and abbreviations is consistent with standards of professional practice and complies with local laws and regulations as applicable.

The principles of the standardized use of codes and uniform use of approved symbols and abbreviations apply to electronic medical record systems as well.

#### Measurable Elements of MOI.4

- 1. The hospital uses standardized diagnosis codes and procedure codes.
- 2. The hospital implements the uniform use of approved symbols, and those not to be used are identified.
- 3. If the hospital allows abbreviations, the hospital implements the uniform use of approved abbreviations and each abbreviation has only one meaning.
- 4. If the hospital allows abbreviations, the hospital develops and/or adopts a do-not-use list of abbreviations.
- 5. Abbreviations are not used on informed consent and patient rights documents, discharge instructions, discharge summaries, and other documents patients and families receive from the hospital about the patient's care. (*Also see ACC.4.3; ACC.4.3.1, ME 1; ACC.4.3.2, ME 1; ACC.5.2, ME 1; PFR.4, ME 1; and PFR.5.1, ME 3*)
- 6. Uniform use of codes, symbols, and abbreviations across the hospital is monitored and actions are taken to improve processes when needed. (*Also see MOI.12*)

#### Standard MOI.5

The data and information needs of those in and outside the hospital are met on a timely basis in a format that meets user expectations and with the desired frequency.

## Intent of MOI.5

The format and methods of disseminating data and information to the intended user are tailored to meet the user's expectations. Dissemination strategies include

- providing only the data and information the user requests or needs;
- formatting the report to aid use in the decision process;
- providing reports with the frequency needed by the user;
- linking sources of data and information; and
- providing interpretation or clarification of data.

## Measurable Elements of MOI.5

- 1. Data and information dissemination meet user needs. (*Also see QPS.4, ME 2*)
- 2. Users receive data and information on a timely basis.
- 3. Users receive data and information in a format that aids its intended use.
- 4. Staff have access to the data and information needed to carry out their job responsibilities. (*Also see QPS.4, ME 2*)

---

## Standard MOI.6

Records and information are protected from loss, destruction, tampering, and unauthorized access or use. ©

## Intent of MOI.6

Medical records and other data and information are secure and protected at all times. **For example**, active medical records are kept in areas where only authorized health care practitioners have access, and records are stored in locations where heat, water, fire, or other damage is not likely to occur. The hospital implements processes to prevent unauthorized access to electronically stored information. (*Also see PFR.1.3, ME 3*)

## Measurable Elements of MOI.6

- 1. Records and information are protected from loss.
- 2. Records and information are protected from damage or destruction.
- 3. Records and information are protected from tampering and unauthorized access or use.

---

## Standard MOI.7

Decision makers and other staff members are educated and trained in the principles of information use and management.

## Intent of MOI.7

Individuals in the hospital who generate, collect, analyze, and use data and information are educated and trained to effectively participate in using and managing information. This education and training enable these individuals to

- understand security and confidentiality of data and information;
- use measurement instruments, statistical tools, and data analysis methods;
- assist in interpreting data;
- use data and information to help in decision making;
- educate and support the participation of patients and families in care processes; and
- use measures to assess and to improve care and work processes.



Individuals are educated and trained according to their responsibilities, job descriptions, and data and information needs.

The information management process makes it possible to combine information from various sources and generate reports to support decision making. In particular, the combination of clinical and managerial information helps department/service leaders to plan collaboratively. The information management process supports department/service leaders with integrated longitudinal data and comparative data.

### Measurable Elements of MOI.7

- 1. Decision makers and others are provided education on the principles of information use and management.
- 2. The education is related to the data and information needs of the individual and job responsibilities.
- 3. Clinical and managerial data and information are integrated as needed to support decision making.

---

## **Management and Implementation of Documents**

---

### Standard MOI.8

Written documents, including policies, procedures, and programs, are managed in a consistent and uniform manner. ©

Sharepoint



### Intent of MOI.8

Policies and procedures are intended to provide uniform knowledge on organizational clinical and nonclinical functions. A written document guides how all policies, procedures, and programs in the hospital will be developed and controlled. This guidance document includes the following key components:

- a) Review and approval of all documents by an authorized person before issue
- b) The process and frequency of review and continued approval of documents
- c) The controls for ensuring that only current, relevant versions of documents are available
- d) How changes in a document can be identified
- e) The maintenance of document identity and legibility
- f) A process for managing documents that originated outside the hospital
- g) Retention of obsolete documents for at least the time required by laws and regulations, while ensuring that they will not be mistakenly used (*Also see MOI.3*)

A tracking system allows each document to be identified by title, date of issue, edition and/or current revision date, number of pages, who authorized issue and/or reviewed the document, and database identification (if applicable). The tracking system helps staff quickly locate a policy relevant to their assignment or a particular situation. **For example**, staff in the emergency department can quickly locate the policy on informed consent when an unaccompanied minor requires a surgical procedure.

These processes for developing and maintaining policies, procedures, and programs are implemented.


### Measurable Elements of MOI.8

- 1. There is a written guidance document that defines the requirements for developing and maintaining policies, procedures, and programs, including at least items a) through g) in the intent.
- 2. There are standardized formats for all similar documents; **for example**, all policies.
- 3. All policies, procedures, and other written documents in circulation are identified and tracked.


- 4. The requirements of the guidance document are implemented and evident in the policies, procedures, and programs found throughout the hospital.

---

## Standard MOI.8.1

The policies, procedures, plans, and other documents that guide consistent and uniform clinical and nonclinical processes and practices are fully implemented. 

### Intent of MOI.8.1

Throughout the accreditation standards found in this manual, policies, procedures, plans, and other written documents are required (noted with the icon , as above). These documents are required, as they reduce process variation and reduce the risk inherent in processes. This is particularly important in clinical processes to improve quality and patient safety.

There is a process to ensure that staff members have read and are familiar with policies, procedures, and plans relevant to their work. This process may be part of the orientation of staff members to their department and their responsibilities, or may be part of groupwide or hospitalwide special training sessions. Most importantly, when a policy, procedure, or plan is relevant to the assignment of an individual, the intended actions described in the document are evident in the actions of the individual.

### Measurable Elements of MOI.8.1


- 1. Required policies, procedures, and plans are available, and staff understand how to access those documents relevant to their responsibilities.
- 2. Staff are trained and understand those documents relevant to their responsibilities.
- 3. The requirements of the policies, procedures, and plans are fully implemented and evident in the actions of individual staff members. (*Also see* **COP.3, ME 2**)
- 4. The implementation of policies, procedures, and plans is monitored, and the information supports full implementation

---

## Medical Record

---

### Standard MOI.9

The hospital initiates and maintains a standardized medical record for every patient assessed or treated and determines the record's content, format, and location of entries. 

### Standard MOI.9.1

The medical record contains sufficient information to identify the patient (*also see* **IPSG.1**), to support the diagnosis, to justify the treatment, and to document the course and results of treatment.

### Intent of MOI.9 and MOI.9.1

Every patient assessed or treated in a hospital as an inpatient, outpatient, or emergency care patient has a medical record. The medical record is assigned an identifier unique to the patient, or some other mechanism is used to link the patient with his or her medical record. A single record and a single identifier enable the hospital to easily locate patient medical records and to document the care of patients over time.

The content, format, and location of entries for a patient's medical record is standardized to help promote the integration and *continuity of care* among the various practitioners of care to the patient. The hospital determines the specific data and information recorded in the medical record of each patient assessed or treated on an inpatient, outpatient, or emergency basis. The medical record needs to present sufficient information to support the diagnosis, to justify the treatment provided, to document the course and results of the treatment, and to facilitate the continuity of care among health care practitioners. (Also see **MMU.4.1**)

### Measurable Elements of MOI.9

- 1. A medical record is initiated for every patient assessed or treated by the hospital.
- 2. Patient medical records are maintained through the use of an identifier unique to the patient or some other effective method. (Also see **IPSG.1, ME 1**)
- 3. The specific content, format, and location of entries for patient medical records is standardized and determined by the hospital. (Also see **ASC.7.2, ME 2; COP.2.2, MEs 1 and 5; and PFE.2, ME 3**)

### Measurable Elements of MOI.9.1

- 1. Patient medical records contain adequate information to identify the patient. (Also see **IPSG.1**)
- 2. Patient medical records contain adequate information to support the diagnosis. (Also see **AOP.1.1 and ASC.7, ME 3**)
- 3. Patient medical records contain adequate information to justify the care and treatment. (Also see **AOP.1.2; AOP.1.7; COP.2.2, ME 3; and ASC.7, ME 3**)
- 4. Patient medical records contain adequate information to document the course and results of treatment. (Also see **ACC.5.3; COP.2.1, ME 6; COP.2.3, ME 2; and ASC.5**)

## Standard MOI.10

The medical records of patients receiving emergency care include the time of arrival and departure, the conclusions at termination of treatment, the patient's condition at discharge, and follow-up care instructions.

### Intent of MOI.10

The record of each patient receiving emergency care includes the arrival and departure times. This information is captured for all emergency department patients, including those who are discharged from the hospital, transferred to another facility, or admitted as inpatients. Departure time may be when the patient physically leaves the emergency department to go home or to another facility, or the time at which the patient is moved to another unit as an inpatient. For patients who are discharged from the emergency department, the medical record includes the conclusions at termination of treatment, the patient's condition at discharge, and follow-up care instructions. (Also see **ACC.1.1, ME 5**)

### Measurable Elements of MOI.10

- 1. The medical records of all emergency patients include arrival and departure times.
- 2. The medical records of discharged emergency patients include conclusions at the termination of treatment.
- 3. The medical records of discharged emergency patients include the patient's condition at discharge.
- 4. The medical records of discharged emergency patients include any follow-up care instructions.

## Standard MOI.11

The hospital identifies those authorized to make entries in the patient medical record. (P)

### Standard MOI.11.1

Every patient medical record entry identifies its author and when the entry was made in the medical record.

#### Intent of MOI.11 and MOI.11.1

Access to information contained in the patient medical record is based on need and defined by job title and function, including students in academic settings. An effective process defines

- who has access to patient medical records;
- which information in the patient medical record to which an individual has access;
- the user's obligation to keep information confidential; (*Also see* MOI.2) and
- the process followed when confidentiality and security are violated.

One aspect of maintaining the security of patient information is to determine who is authorized to obtain a patient medical record and to make entries into the patient medical record. The hospital develops a policy to authorize such individuals. There is a process to ensure that only authorized individuals make entries in patient medical records and that each entry identifies the author of the entry and the date. The policy must also include the process for how entries in the patient medical record are corrected or overwritten. The time of the entry is also noted, such as for timed treatments or medication orders. (*Also see* IPSPG.2.2; IPSPG.4.1, ME 1; COP.2.2, ME 6; MMU.4.2; and MOI.2)

#### Measurable Elements of MOI.11

- 1. Those authorized to make entries in the patient medical record are identified in hospital policy.
- 2. There is a process to ensure that only authorized individuals make entries in patient medical records. (*Also see* COP.2.2, ME 4 and MMU.4.2, ME 1)
- 3. There is a process that addresses how entries in the patient medical record are corrected or overwritten.
- 4. Those authorized to have access to the patient medical record are identified in hospital policy.
- 5. There is a process to ensure that only authorized individuals have access to the patient medical record.

#### Measurable Elements of MOI.11.1

- 1. The author can be identified for each patient medical record entry. (*Also see* IPSPG.2.2; COP.2.3, ME 2; ASC.5, ME 2; and MOI.11.1.1)
- 2. The date of each patient medical record entry can be identified. (*Also see* IPSPG.2.2)
- 3. The time of each patient medical entry can be identified. (*Also see* IPSPG.2.2)

### Standard MOI.11.1.1

The hospital has a process to address the proper use of the copy-and-paste function when electronic medical records are used. (P)

### Intent of MOI.11.1.1

The use of the copy-and-paste function in the clinical documentation done by health care practitioners is becoming a common practice as more and more hospitals adopt electronic medical record systems. This practice of duplicating information within the same patient medical record or moving it across multiple records can have several advantages, including enhancing the efficiency of documentation and improving communication between practitioners. However, these benefits must be weighed against the potential risks to the integrity of the patient medical record.<sup>4</sup>

There are many examples of inaccurate information documented in a patient's medical record, some causing severe adverse or sentinel events because the information pasted was not reviewed and updated to reflect the patient's current condition or changes in the patient's personal information; **for example**, outdated weight information used for dose calculation of chemotherapeutic agents. Additional risks as it relates to the use of copy-and-paste include the following:

- Repetitive information, which makes it difficult to identify the current information
- Inability to identify the author or intent of the documentation (*Also see* MOI.11.1, ME 1)
- Inability to identify when the documentation was first created
- Duplication of information that results in false information
- Internally inconsistent progress notes

The integrity of the patient medical record is critical to the quality and safety of patient care, as this is the principal tool for communication between health care practitioners and facilitates medical decision making, clinical follow-up, transitions of care, and medication ordering and dosing. (*Also see* ACC.3)

Hospitals using electronic medical records must be aware of the risks of using copy-and-paste and implement measures in collaboration with health care practitioners to ensure that this process does not lead to unintended consequences that may result in patient harm.<sup>5,6</sup>

There are a number of actions that hospitals can take to help prevent copy-and-paste errors in electronic medical records, including the following recommendations<sup>7</sup>:

- Develop a process addressing the proper use of copy-and-paste to ensure compliance with governmental, regulatory, and industry standards.
- Provide comprehensive training and education on proper use of copy-and-paste to all staff who document in the electronic medical record.
- Monitor compliance with the use of copy-and-paste guidelines, and institute corrective action as needed.

### Measurable Elements of MOI.11.1.1

- 1. The hospital develops a process to address the proper use of copy-and-paste when electronic medical records are used.
- 2. The hospital provides education and training on the proper use of copy-and-paste to all staff who document in the electronic medical record.
- 3. The hospital monitors compliance with the use of copy-and-paste guidelines and implements corrective action as needed.
- 4. The hospital develops a process to ensure that the accuracy of the electronic medical record is monitored. (*Also see* MOI.12)

## Standard MOI.12

As part of its monitoring and performance improvement activities, the hospital regularly assesses patient medical record content and the completeness of patient medical records.

**Intent of MOI.12****To be developed**

Each hospital determines the content and format of the patient medical record and has a process to assess medical record content and the completeness of medical records. (*Also see* MOI.11.1.1, ME 4) That process is a part of the hospital's performance improvement activities and is carried out regularly. Patient medical record review is based on a sample representing the practitioners providing care and the types of care provided. The review process is conducted by the medical staff, nursing staff, and other relevant clinical professionals who are authorized to make entries in the patient medical record. The review focuses on the timeliness, completeness, legibility, and so forth of the record and clinical information. (*Also see* MOI.4, ME 6) Medical record content required by laws or regulations is included in the review process. The hospital's medical record review process includes medical records of patients currently receiving care as well as medical records of discharged patients. In addition, medical records from outpatient, inpatient, and other services provided to patients are included in the review. A representative sample means medical records from all services and not a specific sample size; however, it should make sense for the organization. **For example**, random sampling and selecting approximately 5% of medical records may achieve a representative sample. (*Also see* MOI.4, ME 6)

**Measurable Elements of MOI.12**

- 1. A representative sample of medical records that includes active and discharged medical records and inpatient and outpatient medical records, is reviewed at least quarterly or more frequently as determined by laws and regulations.
- 2. The review is conducted by physicians, nurses, and others authorized to make entries in patient medical records or to manage patient medical records.
- 3. The review focuses on the timeliness, legibility, and completeness of the medical record. (*Also see* MMU.4, ME 2)
- 4. Medical record contents required by laws or regulations are included in the review process.
- 5. The results of the review process are incorporated into the hospital's quality oversight mechanism.

---

## **Information Technology in Health Care**

---

**Standard MOI.13****To be improved, described and generalized**

Health information technology systems are assessed and tested prior to implementation within the hospital and evaluated for quality and patient safety following implementation.

**Intent of MOI.13**

Health information technology can significantly improve patient safety by automating and streamlining work, providing a seamless transition of patient health information, and offering safety mechanisms that potentially reduce the risk of errors. **For example**, medications errors can be greatly reduced through the implementation of a computerized prescribing mechanism and the use of bar codes for medication administration. However, when not evaluated and tested prior to implementation, health information technology can pose increased risks to patients.

Health information technology represents a major investment of resources for a hospital. For this reason, technology is carefully matched to the hospital's current and future needs and its resources. (*Also see* GLD.7) However, new technology may not integrate well with a hospital's existing technology and processes. New technology systems may not address all service areas (**for example**, the operating theatre or emergency department), or may not allow interfaces with existing systems. Consequently, thorough evaluation and testing

will help the hospital assess how existing processes and technology could be optimized, changed, and enabled by new technology.

Information technology does not operate independently. Health information technology interacts with processes within the hospital, other organizations outside of the hospital, and internal and external health care practitioners, as well as patients and families. This level of complex integration requires coordinated participation from key health information technology stakeholders, such as clinical, nonclinical, and managerial staff, in the selection process, implementation, and adoption of technology.

All or part of integrating new and existing health information technology may be done through contracted services. The same level of assessment and testing prior to implementation and evaluation following implementation would be required for contracted services. In addition, oversight for the contract must be provided by an individual with knowledge and experience related to health information technology (*also see* **GLD.6** and **GLD.6.1**).

Following implementation of information technology systems, it is important for the hospital to have a process in place to evaluate the usability and effectiveness of the technology. Evaluation includes, but is not limited to, whether or not the technology is being used as designed and implemented; how well the technology integrates with existing technology; and what effects the technology has on improving patient safety, reducing errors, and enhancing the hospital's performance.

### Measurable Elements of MOI.13

- 1. Health information technology stakeholders participate in selection, implementation, and evaluation of information technology.
- 2. Health information technology systems are assessed and tested prior to implementation.
- 3. Health information technology systems are evaluated following implementation for usability, effectiveness, and patient safety.

## Standard MOI.14

The hospital develops, maintains, and tests a program for response to planned and unplanned downtime of data systems. **P**

### Intent of MOI.14

Whether or not a hospital has implemented an *electronic medical record* (EMR), a form of information technology exists in a majority of hospitals. Information technology can be found in digital imaging, laboratory testing and reporting of results, communication systems, pharmacy support systems, and the like. Data systems are an important part of providing safe, high-quality patient care.<sup>8,9</sup>

Data system interruptions and failures are unavoidable events. These interruptions, often referred to as downtime, are either planned or unplanned. Planned downtime is scheduled for the purpose of conducting maintenance, repairs, upgrades, and other changes to the system. Unplanned downtime occurs as a result of power or equipment failures, heating/cooling system failures, natural disasters, human error, and interruptions to Internet or intranet services, among other disruptions. Unplanned downtime can result in data system failures, such as loss of data, hardware failures, and data corruption. Hospitals may be in danger of permanently losing data if systems are not in place to copy and archive data.<sup>10</sup>

As more and more hospitals transition to different levels of electronic information management, the impact of downtime is becoming more challenging and potentially significant if the downtime is severe. Planned and unplanned downtime requires hospitals to develop a two-pronged business continuity approach. This approach includes identifying and implementing

- continuity strategies so that safe patient care continues during planned and unplanned interruptions; and
- downtime recovery tactics and data backup to prevent data loss and maintain integrity of data.

The quality and safety of patient care depends on the hospital's ability to maintain patient care services during periods of downtime, whether planned or unplanned. Returning to paper during downtime periods may not be an option or may be exceedingly complex to support. Thus, the hospital must develop strategies and measures for continuing to provide patient care during data system interruptions. A downtime computer that allows only "read access" to key patient data can be an important element of a downtime plan. Patient care and services provided during downtime may need to be entered manually or through a document management/scanning system.

Downtime recovery tactics include "disaster recovery" and "failover" systems for backing up, recovering, and maintaining data systems. Disaster recovery systems are typically located at remote locations to recover data that may have become corrupted or unintentionally deleted. These systems are backed up periodically, usually every night. Failover systems minimize disruptions in patient care and loss of data. Failover systems are usually on the premises and switch over within a few seconds or minutes of the primary system becoming unavailable due to planned or unplanned downtime. Many tools are available for backing up data. In hospitals that use a cloud-based system for data backup, the vendor of the cloud-based system is required to have adequate backup systems in place to minimize disruptions to care, prevent loss of data, and maintain data integrity. The optimal backup solutions for each hospital depend on many factors, including the amount of data requiring backup, the speed at which data can be backed up and recovered, the location of recovery systems, costs, and other factors.<sup>11</sup>

Most hospitals test their data recovery plans at least once a year. However, simple backups should be tested at least once a quarter and whenever there is a major hardware or software change in the backup system. It is particularly important to run a test after an upgrade to make sure the upgrade works properly with the rest of the systems. The hospital plans for interruptions by training staff on alternative procedures, testing the hospital's emergency management program (*also see FMS.6*), conducting regularly scheduled data backups, and testing data restoration procedures. Regardless of whether an organization uses a paper-based system or an electronic system, a plan to address the process for information continuity, including knowledge-based information, should be in place. Hospitals that plan for maintaining access to electronic information systems by using various backup and recovery processes are likely to experience seamless continuity of patient care and minimal data loss.<sup>12,13</sup> (*Also see MOI.2*)

#### Measurable Elements of MOI.14

1. The hospital develops and maintains, and tests at least annually, a program for response to planned and unplanned downtime of data systems.
2. The hospital identifies the probable impact that planned and unplanned downtime of data systems will have on all aspects of care and services. (*Also see FMS.6, ME 2*)
3. The program includes continuity strategies for the provision of ongoing safe, high-quality patient care and services during planned and unplanned downtime of data systems. (*Also see FMS.6, ME 2*)
4. The hospital identifies and implements downtime recovery tactics and ongoing data backup processes to recover and maintain data and ensure data integrity.
5. Staff are trained in the strategies and tactics used for planned and unplanned downtime of data systems.



## References

1. Koh KC, et al. A study on the use of abbreviations among doctors and nurses in the medical department of a tertiary hospital in Malaysia. *Med J Malaysia*. 2015 Dec;70(6):334-340.
2. Samaranayake NR, et al. The effectiveness of a 'Do Not Use' list and perceptions of healthcare professionals on error-prone abbreviations. *Int J Clin Pharm*. 2014 Oct;36(5):1000-1006.
3. Institute for Safe Medication Practices. ISMP's List of Error-Prone Abbreviations, Symbols, and Dose Designations. 2015. Accessed Nov 15, 2016. <https://www.ismp.org/tools/errorproneabbreviations.pdf>.
4. Physicians Practice. The Dangers of Copy and Paste in the EHR. Sprey E. Oct 21, 2016. Accessed Nov 15, 2016. <http://www.physicianspractice.com/ehr/dangers-copy-and-paste-ehr>.
5. American Health Information Management Association. Appropriate Use of the Copy and Paste Functionality in Electronic Health Records. 2014. Accessed Nov 15, 2016. <http://bok.ahima.org/PdfView?oid=300306>.
6. ECRI Institute. Health IT Safe Practices: Toolkit for the Safe Use of Copy and Paste. Feb 2016. Accessed Nov 15, 2016. [https://www.ecri.org/Resources/HIT/CP\\_Toolkit/Toolkit\\_CopyPaste\\_final.pdf](https://www.ecri.org/Resources/HIT/CP_Toolkit/Toolkit_CopyPaste_final.pdf).
7. The Joint Commission. Preventing copy-and-paste errors in EHRs. *Quick Safety*. 2015 Feb;10:1-2. Accessed Nov 15, 2016. [https://www.jointcommission.org/assets/1/23/Quick\\_Safety\\_Issue\\_10.pdf](https://www.jointcommission.org/assets/1/23/Quick_Safety_Issue_10.pdf).
8. Oral B, et al. Downtime procedures for the 21st century: Using a fully integrated health record for uninterrupted electronic reporting of laboratory results during laboratory information system downtimes. *Am J Clin Pathol*. 2015 Jan; 143(1):100-104.
9. Silow-Carroll S, Edwards JN, Rodin D. Using electronic health records to improve quality and efficiency: The experiences of leading hospitals. *Issue Brief (Commonw Fund)*. 2012 Jul;17:1-40.
10. Ranajee N. Best practices in healthcare disaster recovery planning. *Health Manag Technol*. 2012 May;33(5):22-24. Accessed Nov 15, 2016. <https://www.healthmgtech.com/best-practices-in-healthcare-disaster-recovery-planning.php>.
11. Brazelton NC, Lyons AM. Health information systems: Downtime and disaster recovery. In Nelson R, Staggers N, editors: *Health Informatics: An Interprofessional Approach*. St. Louis: Elsevier Mosby, 2014, 290-306.
12. Conn J. Bracing for a crash: While IT outages are rare, providers need a plan. *Mod Healthc*. 2012 May 14;42(20):32-33. Accessed Nov 15, 2016. <http://www.modernhealthcare.com/article/20120512/MAGAZINE/305129971>.
13. Minghella L. Be prepared: Lessons from an extended outage of a hospital's EHR system. *Healthc Inform*. 2013 Aug 30. Accessed Nov 15, 2016. <http://www.healthcare-informatics.com/article/be-prepared-lessons-extended-outage-hospital-s-ehr-system>.



# Section IV: Academic Medical Center Hospital Standards

The Medical Professional Education (MPE) and Human Subjects Research Programs (HRP) standards for Academic Medical Center Hospitals were developed and first published in 2012 to recognize the unique resource such centers represent for health professional education and human subjects research in their community and country. These standards also present a framework for including medical education and human subjects research into the quality and patient safety activities of academic medical center hospitals. Unless deliberately included in the quality framework, education and research activities often are the unnoticed partners in patient care quality monitoring and improvement.

The standards are divided into two chapters, as medical education and clinical research are most frequently organized and administered separately within academic medical centers. For all hospitals meeting the eligibility criteria in the “Summary of Key Accreditation Policies” section of this publication, compliance with the requirements in these two chapters, in addition to the other requirements detailed in this sixth edition manual, will result in an organization being deemed accredited under the Joint Commission International Standards for Academic Medical Center Hospitals.

Organizations with questions about their eligibility for Academic Medical Center Hospital accreditation should contact JCI Accreditation’s Central Office at [jciaccreditation@jcrinc.com](mailto:jciaccreditation@jcrinc.com).

# Medical Professional Education (MPE)

## Overview


Integrating education of medical students and trainees into a hospital's operations needs to be consistent with the hospital's mission, strategic plans, resource allocation, and quality program. The MPE standards emphasize the safety and quality of care provided to patients cared for by trainees and students as part of the hospital's services. The hospital's governing entity and leadership are responsible to ensure that there is appropriate supervision of patient care delivered in all teaching settings. Ensuring a rich and meaningful experience for medical students and trainees requires many factors in addition to the commitment of the governing entity and hospital leadership.

Trainees and students

- are oriented to the organization and relevant departments;
- understand and participate in quality improvement activities; and
- actively engage in the hospital's culture of safety.


The hospital's governing entity and leadership

- create processes for the direction and accountability of the hospital teaching program medical staff members and other involved staff;
- are knowledgeable about the teaching programs based on timely data driven information; and
- require improvement processes in the teaching programs related to patient care when opportunities for improvement emerge.

**Note:** Some standards require the hospital to have a written policy, procedure, program, or other written document for specific processes. Those standards are indicated by a  icon after the standard text.

## Standards

The following is a list of all standards for this function. They are presented here for your convenience without their intent statements or measurable elements. For more information about these standards, please see the next section in this chapter, Standards, Intents, and Measurable Elements.

- MPE.1** The hospital's governing body and leadership of the hospital approve and monitor the participation of the hospital in providing medical education.
- MPE.2** The hospital's clinical staff, patient population, technology, and facility are consistent with the goals and objectives of the education program.
- MPE.3** Clinical teaching staff are identified, and each staff member's role and relationship to the academic institution is defined.
- MPE.4** The hospital understands and provides the required frequency and intensity of medical supervision for each type and level of medical student and trainee. 
- MPE.5** Medical education provided in the hospital is coordinated and managed through a defined operational mechanism and management structure.

- MPE.6** Medical students and trainees comply with all hospital policies and procedures, and all care is provided within the quality and patient safety parameters of the hospital. ⑥
- MPE.7** Medical trainees who provide care or services within the hospital—outside of the parameters of their academic program—are granted permission to provide those services through the hospital's established credentialing, privileging, job specification, or other relevant processes.

## Standards, Intents, and Measurable Elements

### Standard MPE.1

The hospital's governing body and leadership of the hospital approve and monitor the participation of the hospital in providing medical education.

#### Intent of MPE.1

Integrating education of *medical students* and trainees into a hospital's operations requires a significant commitment of time, energy, and resources. *Trainees* include interns, residents, house officers, and fellows. Decisions on the integration of education and operations are best made at the highest decision-making level of the hospital. When the decision to provide medical education involves a network or consortia of organizations, the governing entity is fully informed as to all the relationships and accountabilities. As the governing entity level also is responsible for decisions related to the hospital's mission, strategic plans, resource allocation, and quality program (see GLD.1.1 through GLD.1.6), it is necessary to make this an integrated decision. **For example**, is the commitment to educate medical students and trainees consistent with the hospital's mission, and how will this commitment be portrayed to the public and the hospital's patients?

The governing entity and leadership of the hospital are also responsible for obtaining, reviewing, and agreeing to the education program parameters of the sponsoring academic program.

A set of metrics, relevant to the education programs within the hospital, is selected and reported to the governing entity and hospital leadership on an annual basis for a review of the scope and activities of the program, achievement of program goals, any relevant regulatory compliance issues, and the satisfaction of patients and staff with the program.

#### Measurable Elements of MPE.1

- 1. The decision to provide medical education is made by the governing entity and leadership of the hospital, is consistent with the hospital's mission, and is documented.
- 2. The hospital's governing entity and leadership obtain, review, and accept the parameters of the participating medical school, and this action is documented.
- 3. The hospital's governing entity and leadership endorse a set of metrics to monitor and evaluate the ongoing operation of medical education programs, and there is documented review of the monitoring data.
- 4. The hospital's governing entity and leadership review, at least annually, the medical education programs within the hospital, and the review is documented.
- 5. The review includes the satisfaction of patients and staff with the clinical care provided under the program.

## Standard MPE.2

The hospital's clinical staff, patient population, technology, and facility are consistent with the goals and objectives of the education program.

### Intent of MPE.2

Providing a rich and meaningful learning experience for medical students and trainees requires many factors, in addition to the governing entity and hospital leadership commitment. The clinical staff of the hospital must be adequate in number and in expertise to advance medical student and trainee education. **For example**, nursing staff numbers support the educational program, and nursing staff understand their relationship to the educational program.

The hospital's patient population is sufficient in number and needs to support the education and clinical learning experience. There must also be adequate classroom space, off-duty study and rest facilities, and print and online resources to support an effective learning environment. In addition, adequate opportunities and time for learning and interactions with clinical staff must be provided. Contemporary technology needs to be available so that evidence-based health care practices can be taught.

### Measurable Elements of MPE.2

- 1. There is evidence that the clinical staff of the hospital are in adequate number and have the education, training, and competence to support and advance the education of medical students and trainees.
- 2. There is evidence that the hospital's patient population is adequate in number and clinical needs to support the education of medical students and trainees.
- 3. There is evidence that the hospital's facilities, technology, and other resources support the education of medical students and trainees.

## Standard MPE.3

Clinical teaching staff are identified, and each staff member's role and relationship to the academic institution is defined.

### Intent of MPE.3

Those clinical staff who have responsibility for medical student and trainee education and supervision are clearly identified so that the medical students and trainees and other hospital staff understand educational accountabilities and authority. **For example**, when any hospital staff member has a comment, concern, or other matter related to the educational program or medical students and trainees, he or she will understand who is accountable for receiving and acting on that information.

The relationship of the clinical teaching staff of the hospital to the sponsoring academic institution(s) needs to be clear. **For example**, when academic titles are conferred on clinical staff members, it is clear if titles are earned or honorary, how those titles are to be used, and what the titles mean to the public. The hospital has a complete listing of clinical teaching staff with their medical and academic titles. Any requirements for the renewal or redesignation of academic titles are monitored for compliance (*also see* SQE.9 through SQE.11).

### Measurable Elements of MPE.3

- 1. Clinical teaching staff are identified to hospital staff, and there is a complete list of clinical teaching staff, including both professional and academic titles.
- 2. Staff are educated about these individuals, their accountabilities, and their authority.

- 3. The hospital has a process in place to monitor academic titles and requirements for renewal or redesignation and to keep such titles up to date.

---

## Standard MPE.4

The hospital understands and provides the required frequency and intensity of medical supervision for each type and level of medical student and trainee. (P)

### Intent of MPE.4

Supervision is required to ensure safe patient care and ensure that the training program is a learning experience for the medical student and trainee. The required level of supervision is consistent with the level of training within the specialty and level of competence of the medical student and trainee. The hospital understands that medical student and trainee competence cannot be assumed and must be demonstrated early in the training program.

Each medical student and trainee understands the clinical supervision process, including who is to provide the supervision and the frequency of the supervision. **For example**, a medical student understands whether supervision is provided by a resident or by the patient's primary physician or by a medical school faculty member. Medical students and trainees also understand whether the supervision includes daily signing of all notes and orders, signing of the care plan and progress notes every other day, or making a separate entry in the patient's medical record. Likewise, it is clear as to how the evidence of that supervision is documented, including the frequency and location of the documentation. Finally, to ensure a uniform learning experience, the hospital has identified and monitors the uniform expectations for the mentoring/supervision process.

### Measurable Elements of MPE.4

- 1. Hospital policy identifies and provides the required level of supervision within the specialty for each level of medical student and trainee.
- 2. The level to be provided is based on the demonstrated competency of the medical student and trainee.
- 3. Each medical student and trainee understands the level, frequency, and documentation of his or her supervision.
- 4. There is a uniform process for documenting the required supervision that is consistent with hospital policy, program goals, and the quality and safety of patient care.
- 5. The hospital has established uniform expectations for all staff providing supervision to ensure that the process results in uniform medical student and trainee experiences.
- 6. Medical records are reviewed for compliance with the documentation requirements and frequency.

---

## Standard MPE.5

Medical education provided in the hospital is coordinated and managed through a defined operational mechanism and management structure.

### Intent of MPE.5

Medical education programs in hospitals require an effective management structure and a commitment of staff time for their coordination and daily operation. The agreements between the hospital and the medical school need to be established and then monitored. There is an accurate list of all medical students and trainees in the hospital. For each medical student and trainee, there is documentation of



- a) enrollment status;
- b) academic classification;
- c) any required licensure or certification;
- d) reports of medical student and trainee achievements;
- e) identification of medical student and trainee competencies;
- f) any known factors that will require accommodation; and
- g) any known factors that may influence the level of supervision required.

The documentation of a) through g) for a medical student may be limited depending on their enrollment status and current level of training. When an academic program is sponsored by the hospital, it is determined how and where these activities are conducted.

### Measurable Elements of MPE.5

- 1. The operational structure for medical education in the hospital has been determined and is in operation as required.
- 2. The management structure for medical education in the hospital has been determined and is in operation as required.
- 3. There is a complete and current list of all medical students and trainees in the hospital.
- 4. For each medical student and trainee, there is documentation of at least a) through g) of the intent.

## Standard MPE.6

Medical students and trainees comply with all hospital policies and procedures, and all care is provided within the quality and patient safety parameters of the hospital. (P)

### Intent of MPE.6

Training programs and their students are a critical factor in overall quality of care and patient safety. Although it would be desirable for each medical student and trainee to have basic education on quality and patient safety in his or her respective academic program, this rarely happens. Thus, the hospital must have a planned and deliberate program to introduce such concepts, support the medical students and trainees in complying with relevant policies and guidelines, and include medical students and trainees in all quality and safety monitoring programs. **For example**, medical students and trainees would be educated to comply with the International Patient Safety Goals.

Also, required clinical practice guidelines, surgical time-out procedures, medication-ordering policies, and other mechanisms to reduce variation in care processes—and thus reduce the risk in those processes—are part of all medical students' and trainees' initial orientation and ongoing training and monitoring. The orientation for the medical student and trainee includes at least

- a) hospital quality and patient safety program (*Also see* GLD.4, GLD.4.1, GLD.5, GLD.11, and GLD.11.2);
- b) infection control program (*Also see* PCI.5);
- c) medication safety program (*Also see* MMU.1);
- d) the International Patient Safety Goals;
- e) all other required hospital orientation, including at the department and unit level (*Also see* SQE.7); and
- f) any ongoing required education.

Those persons providing medical student and trainee supervision ensure that all medical students and trainees are knowledgeable about these quality and safety programs and are included in the monitoring process. (*Also see* MOI.8.1)

**Measurable Elements of MPE.6**

- 1. All medical students and trainees are provided an orientation that includes at least a) through f) of the intent.
- 2. Medical students and trainees are included in the data collection for the hospital's quality monitoring programs.
- 3. Those supervising medical students and trainees ensure that the medical students and trainees are knowledgeable of the programs and participate in the programs.
- 4. Medical students and trainees can demonstrate knowledge of these programs.
- 5. Those supervising medical students and trainees consider compliance with these programs in their evaluation of medical student and trainee performance.

**Standard MPE.7**

Medical trainees who provide care or services within the hospital—outside of the parameters of their academic program—are granted permission to provide those services through the hospital's established credentialing, privileging, job specification, or other relevant processes.

**Intent of MPE.7**

The laws and regulations in many countries permit trainees, as they advance in their program, to provide services to the hospital outside of their academic program. **For example**, a trainee may provide medical care in the hospital's emergency department in evenings or on weekends, or may function as the "house doctor" during the night shift. In these circumstances, the individual trainee must be evaluated and given permission to provide those services through the normal established processes for such professionals as described in the Staff Qualifications and Education (SQE) standards. His or her work is evaluated as required by the SQE standards.

**Measurable Elements of MPE.7**

- 1. The hospital determines what types of trainees and under which circumstances trainees can be hired or otherwise engaged by the hospital to provide patient care or other services.
- 2. Trainees providing such services are granted permission through credentialing and privileging, a job description, or other relevant process for the services being provided. (*Also see* SQE.1.1, SQE.9, and SQE.10)
- 3. Trainees providing such services are evaluated for the services being provided. (*Also see* SQE.3, ME 5 and SQE.11)



# Human Subjects Research Programs (HRP)

---

## Overview

Human subjects research is a major commitment for hospitals that is integrated with the commitment to provide safe, high-quality care. Components of the commitment to research involve ethics, communication, responsible leaders, regulatory compliance and financial and nonfinancial resources. The HRP standards require the governing entity and leadership in organizations that conduct human subject research to protect all participating subjects in accordance with international and national principles, and for involved sponsors and staff to comply with applicable regulations and all hospital policies.

Processes are in place to oversee research involving hospital staff conducting the research and all research subjects, regardless of who or what entity sponsors the research. All hospital patients and their families are informed of ongoing studies and their right to participate if they meet study criteria. Study subjects give informed consent to participate in research protocols only after a defined process that explains potential risks and benefits (and other required elements) has been conducted by the principal investigator or authorized designee.

Those who conduct research in the organization meet the hospital's qualifications to do so and report all adverse events to the hospital's risk management/quality system in a timely manner.

**Note:** Some standards require the hospital to have a written policy, procedure, program, or other written document for specific processes. Those standards are indicated by a © icon after the standard text.

## Standards

The following is a list of all standards for this function. They are presented here for your convenience without their intent statements or measurable elements. For more information about these standards, please see the next section in this chapter, Standards, Intents, and Measurable Elements.

- HRP.1** Hospital leadership is accountable for the protection of human research subjects.
  - HRP.1.1** Hospital leadership complies with all regulatory and professional requirements and provides adequate resources for effective operation of the research program.
- HRP.2** Hospital leadership establishes the scope of the research program.
- HRP.3** Hospital leadership establishes requirements for sponsors of research to ensure their commitment to the conduct of ethical research. ©
  - HRP.3.1** When one or more of the research-related duties and functions of the sponsor are provided through an outside commercial or academic contract research organization, the accountabilities of the outside contract research organization are clearly defined. ©
- HRP.4** Hospital leadership creates or contracts for a process to provide the initial and ongoing review of all human subjects research. ©
- HRP.5** The hospital identifies and manages conflicts of interest with research conducted at the hospital. ©

- HRP.6** The hospital integrates the human subjects research program into the quality and patient safety program of the hospital.
- HRP.7** The hospital establishes and implements an informed consent process that enables patients to make informed and voluntary decisions about participating in clinical research, clinical investigations, or clinical trials.
- HRP.7.1** The hospital informs patients and families about how to gain access to clinical research, clinical investigations, or clinical trials and includes protections for vulnerable populations to minimize potential coercion or undue influence. ⑥

## Standards, Intents, and Measurable Elements

### Standard HRP.1

Hospital leadership is accountable for the protection of human research subjects.

#### Standard HRP.1.1

Hospital leadership complies with all regulatory and professional requirements and provides adequate resources for effective operation of the research program.

#### Intent of HRP.1 and HRP.1.1

Human subjects research is a complex and significant endeavor for a hospital. Hospital leadership recognizes the level of commitment and personal involvement required to advance scientific inquiry in the context of protecting the patients for whom they have made a commitment to diagnose and treat.

Department/service leaders' commitment to human subjects research is not separate from their commitment to patient care—commitment is integrated at all levels. Thus, ethical considerations, good communication, responsible leaders of departments and services, regulatory compliance, and financial and nonfinancial resources are components of this commitment. One such resource is adequate indemnity insurance to compensate patients for adverse events due to the research protocol. Hospital leadership recognizes the obligation to protect patients irrespective of the sponsor of the research.

Hospital leadership is knowledgeable about and complies with those sources of regulation and professional standards specific for clinical research, such as those from the International Conference on Harmonisation (ICH)/World Health Organization (WHO) Good Clinical Practice (GCP) standards (*see* Endnotes at the end of this chapter; *also see* GLD.12.1).

#### Measurable Elements of HRP.1

- 1. Hospital leadership establishes and promotes a code of ethical professional behavior.
- 2. Hospital leadership, verbally and in writing, communicates within the hospital their commitment to protect human subjects research participants and support the code of ethical professional behavior.
- 3. Hospital leadership identifies the official(s) responsible for maintaining the development of and compliance with all human subjects research policies and procedures.
- 4. Hospital leadership assumes responsibility for patient protection irrespective of the sponsor of the research.

#### Measurable Elements of HRP.1.1

- 1. Hospital leadership recognizes and establishes mechanisms for compliance with all regulatory and professional requirements related to research.

- 2. Hospital leadership has a process for budgeting to provide adequate resources for effective operation of the research program.
- 3. Hospital leadership provides or ensures that there is adequate indemnity insurance to compensate patients participating in clinical research who experience an adverse event.

---

## Standard HRP.2

Hospital leadership establishes the scope of the research program.

### Intent of HRP.2

Medical research conducted at the hospital represents varied medical areas and/or specialties within the organization and includes basic, clinical, and health services research. Such research may include clinical trials, therapeutic interventions, development of new medical technologies, and outcomes research, among others. To ensure that adequate control and resources support all of the research within the hospital, it is important that hospital leadership makes decisions regarding the scope of research activities, including types and locations. Leadership is also responsible for ensuring an adequate number of trained staff to serve as principal investigators and other members of research teams. There is documentation of the required qualifications. Leadership also must set parameters for when a staff member of the hospital may participate as a research subject.

### Measurable Elements of HRP.2

- 1. Hospital leadership determines the scope of the research program.
- 2. Hospital leadership identifies the facilities and resources that support the research program.
- 3. Hospital leadership identifies the qualifications of staff permitted to participate in the research program as principal investigators or other members of the research team.
- 4. There is documentation of the qualifications of staff permitted to participate in the research program.
- 5. Hospital leadership identifies those circumstances in which staff can serve as research subjects.

---

## Standard HRP.3

Hospital leadership establishes requirements for sponsors of research to ensure their commitment to the conduct of ethical research. (P)

### Intent of HRP.3

The sponsor of a research protocol must be qualified and accountable. Thus, hospital leadership must have clear requirements for sponsors of research within their hospital. Sponsors are accountable for every aspect of the specific research, including

- monitoring the quality and safety of the research;
- ensuring that the research methods and processes are ethical;
- using trained and qualified research teams;
- protecting the data generated in terms of reliability and validity;
- ensuring that the results and reporting are statistically accurate, ethical, and unbiased;
- protecting the privacy and confidentiality of subject data; and
- ensuring that patient or research incentives do not compromise the integrity of the research.

**Measurable Elements of HRP.3**

- 1. The requirements include that sponsors comply with the hospital's policies and processes for monitoring and evaluating the quality, safety, and ethics of the research.
- 2. The requirements include that sponsors use research teams that are trained and qualified to conduct the research.
- 3. The requirements include that sponsors protect the privacy and confidentiality of subject data. (*Also see PFR.1.3 and MOI.2*)
- 4. The requirements include that sponsors ensure that the research data are reliable and valid and the results and reporting are statistically accurate, ethical, and unbiased.
- 5. The requirements include that sponsors do not permit patient or researcher incentives that would compromise the integrity of the research.

**Standard HRP.3.1**

When one or more of the research-related duties and functions of the sponsor are provided through an outside commercial or academic contract research organization, the accountabilities of the outside contract research organization are clearly defined. ©

**Intent of HRP.3.1**

Human subjects research has many components, some of which a sponsor may choose to contract to an outside organization, usually termed a contract research organization. Such components may include recruiting subjects, conducting the research, providing data management, or serving as the research review mechanism. The hospital and sponsor are responsible for the careful selection of a contract research organization, the clear delineation of accountability, and the monitoring of compliance under the contract. When regulations relate to the duties transferred by the sponsor to the contract research organization, the sponsor monitors compliance with those regulations as a part of contract review.

**Measurable Elements of HRP.3.1**

- 1. The hospital establishes and implements a process to determine the activities and responsibilities of a contract research organization.
- 2. The duties and functions transferred by the sponsor to the contract research organization are contained in a written contract.
- 3. The contract specifies that the contract research organization or sponsor is responsible for monitoring and evaluating the quality, safety, and ethics of the research.
- 4. The sponsor is responsible for monitoring the contract.

**Standard HRP.4**

Hospital leadership creates or contracts for a process to provide the initial and ongoing review of all human subjects research. ©

**Intent of HRP.4**

One of the most important functions related to human subjects research is review and monitoring by an independent group of individuals, commonly referred to as an Institutional Review Board (IRB), an ethics committee, or similar designation. The composition, scope of responsibilities, and other factors may be described in laws or regulations. This group monitors all aspects of the research protocol to ensure patient

protection and safe research. This function may be contracted to an outside organization such as a contract research organization. The policies, procedures, and structure of this research review function are specified by hospital leadership, as well as which functions may or may not be transferred to a contract research organization. Also, hospital leadership is responsible for identifying the types of research that are exempt from this review function and the documentation of the activities of the review group. This documentation is an important component of leadership's responsibility to review, at least on an annual basis, how well the research review function is operating.

#### Measurable Elements of HRP.4

- 1. Hospital leadership identifies and supports the structure and operational requirements of the research review function.
- 2. The research review function complies with applicable laws and regulations.
- 3. Hospital leadership specifies the requirements of entities outside of the hospital that provide all or a portion of the research review function, such as a contract research organization.
- 4. Hospital leadership ensures research that is exempt from the research review process is identified.
- 5. Hospital leadership specifies the requirements for documentation of the activities of the research review function.
- 6. Hospital leadership provides for a review of all research review processes at least annually.

#### Standard HRP.5

The hospital identifies and manages conflicts of interest with research conducted at the hospital. ©

##### Intent of HRP.5

Conflicts of interest can arise from many sources and in many forms for those sponsoring or participating in human subjects research. The conflicts may be financial (such as payment for recruitment of certain types of subjects) or nonfinancial (such as trips to speak at conferences). The research review process can identify and mitigate such conflicts, or the hospital can use or develop another type of mechanism to monitor and mitigate conflicts. The mechanism includes education about what constitutes a conflict and how conflicts can be successfully managed. (*Also see* GLD.12)

#### Measurable Elements of HRP.5

- 1. The hospital specifies the requirements for managing conflicts of interest, both financial and nonfinancial.
- 2. The hospital specifies the individuals, committees, and others for whom the requirements apply.
- 3. The hospital has an ongoing education and monitoring process to ensure compliance with the requirements.

#### Standard HRP.6

The hospital integrates the human subjects research program into the quality and patient safety program of the hospital.

##### Intent of HRP.6

Human subjects research may involve new types of surgical procedures, the use of new pharmaceuticals or the off-label use of current formulary drugs, the use of adult treatment modalities on pediatric populations, and

many other research topics and methodologies. Of primary importance is the inclusion of research activities in the routine process of the hospital; **for example**, the ordering, dispensing, and administration process for medications under study. Routine processes also include the reporting of adverse events through the quality and patient safety monitoring processes. Thus, reporting an adverse event related to a hospital patient on a research protocol should be to the quality monitoring mechanism of the hospital as well as to the sponsor of the research or the contract research organization.

Reporting events related to research protocols can provide vital information toward understanding the overall quality and safety of patient care in the hospital. **For example**, a significant adverse event when a drug is used for an off-label purpose is important patient safety information that should be part of the hospital's ongoing medication monitoring process. Equally important is the handling and disposal of certain experimental research pharmaceuticals, which should be a component of the management of hazardous materials. Also, medical equipment used in experimental procedures should be monitored and maintained.

Thus, every aspect of the human subjects research program should be evaluated as to which quality and safety programs of the hospital are applicable, and then the reporting and monitoring processes ongoing within the hospital should be included in the research program. This should also be the case when some research activities are provided by a contract research organization. (*Also see* GLD.4)

### Measurable Elements of HRP.6

- 1. The research program is a component of the hospital's processes to report and act on sentinel events, adverse events of other types, and the processes to learn from near misses. (*Also see* MMU.7.1, QPS.7, QPS.8, and QPS.9)
- 2. The research program is included in the hospital's programs for hazardous material management, medical equipment management, and medication management. (*Also see* MMU.1; FMS.5, and FMS.8)
- 3. The evaluation of staff participating in the research program is incorporated into the ongoing monitoring processes of professional performance. (*Also see* SQE.11)

---

## Standard HRP.7

The hospital establishes and implements an informed consent process that enables patients to make informed and voluntary decisions about participating in clinical research, clinical investigations, or clinical trials.

### Standard HRP.7.1

The hospital informs patients and families about how to gain access to clinical research, clinical investigations, or clinical trials and includes protections for vulnerable populations to minimize potential coercion or undue influence. (P)

#### Intent of HRP.7 and HRP.7.1

A hospital that conducts clinical research, clinical investigations, or clinical trials involving patients knows that its first responsibility is to patients' health and well-being. The hospital provides information to patients and families about how to gain access to research that is relevant to the patients' treatment needs.

To assist patients and families with decisions regarding participation in research, the hospital establishes policies and procedures for obtaining informed consent (*also see* PFR.5.1). Through the informed consent process, patients and families gain an understanding of the research and the patients' roles in the research, allowing them to make autonomous decisions to participate or not. The information provided during the informed consent process includes



- an explanation of the research, duration of patient participation, and procedures to be followed by patients;
- expected benefits;
- potential discomforts and risks;
- alternative treatments and procedures that might also be beneficial;
- extent to which confidentiality of records will be maintained;
- compensation or medical treatments available if injury occurs;
- a statement that participation is voluntary;
- assurance that refusal to participate or withdrawal from participation will not compromise care or access to the hospital's services; and
- who to contact with questions about the research.

Safeguards are put into place through the hospital's research review function to protect vulnerable patients who may be at risk for coercion or undue influence to participate in research projects. Vulnerable patients include children, prisoners, pregnant women, persons with mental disabilities, persons who are economically or educationally disadvantaged, and others who have diminished or no capacity to make informed or voluntary decisions to participate in research. Another group that can be considered a vulnerable population is staff of the hospital. Staff may feel under pressure to participate; **for example**, when the principal investigator is their supervisor.

When patients decide to participate in research and grant consent, the individual providing the information and obtaining the consent is noted in the medical record. At times, a research protocol may be altered based on early findings; **for example**, a drug dose may be changed. Patient consent is obtained again under these and similar circumstances. (*Also see PFR.5.2*)

### Measurable Elements of HRP.7

- 1. Patients asked to participate are informed about the research, duration of patient's participation, procedures to be followed, and who to contact with questions about the research.
- 2. Patients asked to participate are informed about the expected benefits, potential risks, and alternative treatments and procedures that might also help them.
- 3. Patients asked to participate are informed about the extent to which confidentiality of records will be maintained.
- 4. Patients asked to participate are informed about the compensation or medical treatments available if injury occurs.
- 5. Patients asked to participate are assured that participation is voluntary and refusal to participate or withdrawal at any time will not compromise care or access to hospital services.
- 6. Through the research review function, the hospital establishes and implements how consent for participation will be obtained and documented and under which circumstances consent will be obtained again during the research.

### Measurable Elements of HRP.7.1

- 1. Patients and families are identified and informed about how to gain access to clinical research, clinical investigations, or clinical trials relevant to their treatment needs.
- 2. Through the research review function, the hospital establishes and implements safeguards to protect the safety, rights, and well-being of vulnerable patients, including children, prisoners, pregnant women, persons who are mentally disabled, persons who are economically or educationally disadvantaged, and others who may be at risk for coercion or undue influence.

- 3. Through the research review function, the hospital establishes and implements safeguards to protect the safety, rights, and well-being of hospital staff who may be at risk for coercion or undue influence.

## Endnotes

### International Conference on Harmonisation (ICH)/World Health Organization (WHO) Good Clinical Practice (GCP) standards

Clinical studies should be carried out according to International Conference on Harmonisation (ICH)/World Health Organization (WHO) Good Clinical Practice (GCP) standards. This provides a unified standard for the European Union, Japan, and the United States, as well as for Australia, Canada, the Nordic countries, and WHO. Thus, any country that adopts this guideline technically follows this same standard. The ICH is a unique project that brings together the regulatory authorities of Europe, Japan, and the United States and experts from the pharmaceutical industry in the three regions to discuss scientific and technical aspects of product registration.

The purpose is to make recommendations on ways to achieve greater harmonization in the interpretation and application of technical guidelines and requirements for product registration in order to reduce or obviate the need to duplicate the testing carried out during the research and development of new medicines. The objectives of such harmonization are a more economical use of human, animal, and material resources and the elimination of unnecessary delay in the global development and availability of new medicines while maintaining safeguards on quality, safety, and efficacy, and regulatory obligations to protect public health. This mission is embodied in the Terms of Reference of ICH.

Specifically pertaining to contract research organizations (CROs) providing clinical-trials services, the ICH-GCP (E6 1.20) defines a *CRO* as: “a person or an organization (commercial, academic, or other) contracted by the sponsor to perform one or more of a sponsor’s trial-related duties and functions.” Furthermore, it states that:

- (5.2.1) A sponsor may transfer any or all of the sponsor’s trial-related duties and functions to a CRO, but the ultimate responsibility for the quality and integrity of the trial data always resides with the sponsor. The CRO should implement quality assurance and quality control.
- (5.2.2) Any trial-related duty and function that is transferred to and assumed by a CRO should be specified in writing.
- (5.2.3) Any trial-related duties and functions not specifically transferred to and assumed by a CRO are retained by the sponsor.
- (5.2.4) All references to a sponsor in this guideline also apply to a CRO to the extent that a CRO has assumed the trial-related duties and functions of a sponsor.



# Summary of Key Accreditation Policies

---

**Note:** This section is a high-level summary of Joint Commission International's (JCI's) accreditation policies for hospitals. Full policies and procedures are posted on JCI's public website at <http://www.jointcommissioninternational.org/accreditation-policies>.

## Seeking JCI Accreditation

### ***Basics of the Accreditation Process***

Evaluation of compliance with the JCI Accreditation Standards for Hospitals is the basis of the hospital accreditation process. Once accredited, hospitals are expected to demonstrate continuous compliance with current editions of the standards at all times of the accreditation cycle.

The JCI standards are updated approximately every three years. JCI publishes its standards at least six months in advance of the effective date to provide time for hospitals to come into full compliance with the revised and new standards by the *effective date* published on the cover of the manual. JCI accredited hospitals are expected to be in full compliance with the new standards at the time the standards become effective. For hospitals seeking accreditation for the first time, the effective date indicates the date after which all surveys and accreditation decisions will be based on the new standards.

Any on-site or other accreditation-related activity (**for example**, videoconferences, extension surveys, for-cause surveys) or evidence of compliance submitted (**for example**, data, policies and procedures, root cause analyses and action plans, or self-assessments) after the effective date must be consistent with the current edition of the standards.

### ***Accreditation Timeline***

Every hospital prepares for its initial or triennial JCI on-site survey differently. A sample timeline followed by many hospitals appears below.

- 24 months before survey—New initial applicants complete the initial registration process (IRP). Once approved, then complete and submit the electronic application for accreditation (E-App) for survey, if ready. Obtain JCI standards and begin education on the standards and implementation of the expectations. Note: Many organizations begin this process by attending one of the many educational programs JCI offers around the world. For more on the process of getting started, see the guidance offered on JCI's website.
- 9–24 months before survey—Improve practices to ensure that they meet the requirements of the standards. Train staff on these new practices. Evaluate effectiveness and refine as necessary.
- 6–9 months before survey—Assess readiness; Update the electronic profile, review the E-App, submit for the initial or triennial survey, and schedule dates.
- 4–6 months before survey—Receive, complete, and sign the JCI survey contract.
- 2 months before survey—JCI Survey Team Leader contacts the hospital to determine the survey logistics and agenda.

- On-site survey
- Within 15 days after the survey—Receive accreditation decision and Official Survey Findings Report from JCI.
- Within 7 days of receiving the Official Survey Findings Report, the organization may submit a written request to JCI Accreditation for a revision of the report (see General Postsurvey Policies on the JCI website).
- 6–9 months before triennial survey date—Update and submit E-App for survey and schedule survey dates.

The Timeline may be accessed at the following website: [www.jointcommissioninternational.org/pathway/](http://www.jointcommissioninternational.org/pathway/)

## Applying for Accreditation

### **The Process**

A hospital seeking JCI accreditation begins the accreditation process by completing a survey application, or E-App, available electronically at <https://customer.jointcommissioninternational.org/>. The E-App provides detailed information and key statistics that create a hospital profile needed for JCI to manage its accreditation process, develop a contract for survey, and plan the survey agenda and on-site evaluation process.

Organizations applying for JCI accreditation or certification for the first time (known as *initial applicants*) must complete an initial registration process (IRP) via JCI's website at

<https://apps.jointcommissioninternational.org/IPQ/pages/tab1/YourOrganization.aspx>

Hospitals already accredited or certified apply for continued accreditation or certification via the E-App on *JCI Direct Connect* (see below) four to six months prior to the survey dates requested. The hospital must notify JCI within 30 days—or at least 30 days before the scheduled survey date—of any change to the information reported in the survey application.

### **JCI Direct Connect**

JCI provides each accredited and/or certified organization with access to *JCI Direct Connect*, JCI's secure, password-protected customer portal. *JCI Direct Connect* contains the following:

- E-App
- Important accreditation- or certification-related due dates
- Official reports, e-mails, and announcements
- Continuous-compliance tools
- Current accreditation or certification manual and survey process guide
- A publicity guide for appropriate use of JCI Gold Seal of Approval™ with advice on promoting the hospital's accreditation or certification

Organizations receive access to *JCI Direct Connect* when first applying for accreditation or certification and receive incremental access to more of the site's content and services as they proceed through the accreditation or certification process. Only fully accredited and certified organizations receive access to all of *JCI Direct Connect's* content and services.

### **Types of Surveys**

#### **Full Survey**

The survey of all the hospital standards throughout an entire organization. This may be the initial survey, triennial survey, or validation survey. Definition of each follows.

- *Initial Survey*—The first full on-site survey of a hospital
  - *Follow-up Survey*—An on-site evaluation scheduled 120 days following an initial survey to evaluate those measurable elements (MEs) scored “not met” or “partially met” that resulted in the hospital’s failure to meet the accreditation decision rules.
- *Triennial Survey*—The survey of a hospital after a three-year cycle of accreditation
  - *Follow-up Survey*—An on-site evaluation scheduled 120 days following a triennial survey to evaluate those MEs scored “not met” or “partially met” that resulted in the hospital’s failure to meet the accreditation decision rules.
- *Validation Survey*—JCI may conduct a second full survey in volunteer organizations as a component of JCI’s internal quality improvement monitoring processes. This survey has no impact on the hospital’s accreditation status and is conducted at no charge to the hospital.

## Follow-up Survey

Follow-up surveys are on-site surveys limited in scope, content, and length and designed to gather information on specific issues, standards, or MEs. JCI conducts the following types of follow-up surveys:

- *For-Cause Survey*—JCI learns of potentially serious standards noncompliance, serious patient care or safety issues, regulatory issues or sanctions, or other serious issues within an accredited hospital or certified program that may have placed the hospital At Risk for Denial of Accreditation.
- *Extension Survey*—JCI may conduct an extension survey when the hospital notifies JCI before the change or within 30 days of changes in such core information from the hospital’s profile, including, but not limited to, the following:
  - A change in hospital ownership and/or name
  - The revocation or restriction of operational licenses or permits, any limitation or closure of patient care services, any sanctions of professional or other staff, or other actions under laws and regulations brought by relevant health authorities
  - Alteration or changes in use of patient care buildings, construction of new or expansion of patient care buildings, or the occupation of buildings in new locations in the community, to expand the types and volume of patient care services 25 percent or more than was stated in the hospital’s profile or was not reported as a patient care location in the E-App, or was not included in the scope of the previous accreditation survey
  - Intentional expansion of the hospital’s capacity to provide services in the absence of new, renovated, or expanded facilities by 25 percent or greater, as measured by patient volume, scope of services, or other relevant measures
  - The addition or deletion of one or more types of health care services, such as addition of a dialysis unit or discontinuation of trauma care
  - The hospital has merged with, consolidated with, or acquired an unaccredited site, service, or program for which there are applicable JCI standards.

## The Survey Process

### ***Purpose of a Survey***

An accreditation survey is designed to assess a hospital’s compliance with JCI standards based on

- interviews with staff and patients and other verbal information;
- on-site observations of patient care processes;
- review of policies, procedures, clinical practice guidelines, medical records, staff records, governmental and/or regulatory compliance reports, and other documents requested from the hospital;
- review of quality and patient safety improvement data, performance measures, and outcomes;

- individual *patient tracers* (that is, evaluation of a patient's care experience through the hospital care process); and
- *system tracers* of organizationwide processes (**for example**, medication management, infection control, hazardous waste and materials, or other high-risk, high/low volume, problem-prone systems and processes).

### **Preparing for Survey**

JCI assigns each hospital an Account Executive to serve as the primary contact between the hospital and JCI. This individual assists in the coordination of the presurvey activities and is available to answer questions about the following:

- Application submission and receipt, contracting, and scheduling
- Official Survey Findings Report processing and Strategic Improvement Plans
- Status of accreditation and certification certificates
- Notifying JCI of significant changes in your organization, including how to update information in *JCI Direct Connect* and the E-App
- General JCI policies and practices and the survey process
- Concerns regarding any of JCI's processes

### **Scheduling the Survey**

JCI and the hospital select the survey date and prepare the survey agenda together to meet the hospital's needs and the requirements for an efficient survey. To reduce surveyor travel costs, JCI makes every effort to coordinate the scheduling of surveys of other hospitals in a specific country or region.

### **Planning the Survey Agenda**

JCI assigns each hospital a Team Leader to assist in the coordination of the survey agenda planning. The Team Leader will contact the hospital approximately eight weeks in advance of the survey to coordinate logistics for the on-site survey and prepare a survey agenda based on the size, type, and complexity of the hospital. The agenda specifies the sites JCI surveyors will visit, the types of interviews surveyors will conduct, the staff to be interviewed, and the documents that must be provided to the surveyors.

### **The Survey Team**

Highly qualified international surveyors perform the survey. JCI conducts surveys in the English language; however, JCI makes every effort to use surveyors fluent in the language(s) used at the organization. If JCI surveyors with the appropriate language capabilities are not available, it is the responsibility of the surveyed organization to provide qualified translators who are free from conflict of interest (*Also see APR.10*). A typical hospital survey team consists of a physician, nurse, and hospital administrator.

### **Cancellation of a Survey**

JCI or a hospital may cancel a survey without penalty or damages when events such as acts of God, wars, terrorism, or other similar emergencies or circumstances make it impossible, illegal, or unreasonable to go forward with a survey. Cancellation due to any of the reasons cited above must be communicated in writing as soon as practically possible. If the hospital cancels the survey 30 or fewer days prior to the start date of the survey for any reason or reasons other than those stated above, JCI will require payment of 50 percent of the survey fees to recover JCI's administrative costs and the airline travel cancellation fees. In the event that JCI cancels the survey for any reason or reasons other than those previously stated, JCI does not charge the organization a fee.

## **Postponement of a Survey**

A hospital may postpone a survey that has already been scheduled without penalty or damages when one or more of the following situations occur:

- A natural disaster or another major unforeseen event that substantially disrupts operations
- A major strike that causes the organization to stop accepting patients, cancel surgery and/or other elective procedures, and transfer patients to other hospitals
- Patients, the organization, or both are being moved to another building during the dates of the scheduled survey

JCI reserves the right to conduct an on-site survey if the organization continues to provide patient care services under any of the above circumstances. Hospital renovation projects do not prevent JCI from conducting the on-site survey.

In rare circumstances, JCI may, at its discretion, approve a request to postpone a survey for an organization not meeting any of the criteria described above. In such cases, JCI may charge the organization a fee to defray costs for airline cancellation penalties and other JCI administrative costs.

## **Cost of Surveys**

### **Calculation of Costs**

JCI bases its accreditation survey fee on several factors, including the volume, type, and complexity of services provided by the hospital; the number of locations or care settings included in the survey; and the number of surveyors and survey days required to conduct the evaluation of compliance with JCI standards. Surveyor time for report preparation is included in the calculated survey days. JCI charges the hospital for any required follow-up surveys and for some hospital-initiated survey postponements or cancellations. Inquiries related to estimates of survey fees should be sent via e-mail to: [JCIAccreditation@jcrinc.com](mailto:JCIAccreditation@jcrinc.com)

### **Travel Costs**

In addition to survey fees, the hospital is responsible for paying all travel costs for the surveyors. This includes transportation (airfare, train, and car) and reasonable hotel accommodations and meals, including a set daily rate for meals and incidental expenses.

### **Payment Schedule of Survey Fees**

JCI bills organizations for accreditation fees using one of two options, noted below. JCI requests that organizations identify their preferred billing option by selecting and signing for the desired option on the last page of their accreditation contract.

**Payment Option I**—The organization receives an invoice for 100 percent of the survey fees (in US dollars) at least 45 days before the start date of the survey. Payment must be made by wire transfer 21 days or more before the start date of the survey. At the conclusion of the survey, if the organization achieves accreditation, JCI sends the accreditation certificate immediately to the organization, along with the Official Survey Findings Report. JCI then bills the organization for the surveyors' expenses related to travel and maintenance within 30 days of the conclusion of the survey. The organization must pay surveyors' expenses upon receipt of the invoice.

**Payment Option II**—Organizations selecting this option pay survey fees via two separate invoices. JCI sends the first invoice, for 50 percent of the total survey fees, 45 days before the survey and the second, for the remaining 50 percent, at the survey's conclusion. JCI also sends a third invoice, for the surveyors' expenses for travel and maintenance, after the survey. Once JCI renders the accreditation decision and the organization has paid all survey fees, JCI sends the Official Survey Findings Report and accreditation certificates to the organization via regular mail.

# The On-Site Survey

## **Scope of the Survey**

The scope of a JCI survey is determined by the information in the hospital's E-App. All patient care buildings/ settings and all patient units identified on the application are included in the survey. All standards contained in the current edition of the *Joint Commission International Accreditation Standards for Hospitals* are applicable unless the hospital does not provide that service (**for example**, does not provide laboratory services on site).

## **Survey Process**

The *tracer methodology* is the foundation of the JCI on-site survey process. In the tracer methodology, surveyors select representative patients from the hospital's patient population and trace each patient's care experience through the hospital; and will also trace several key clinical and managerial systems and processes. This exercise allows surveyors to identify standards compliance issues evident in one or more steps of the patient care and management processes or in the interfaces between processes.

In addition, surveyors interview staff individually and in groups, observe patient care, speak to patients and their families, review patient medical records, review staff personnel records, and review policies and procedures and other documents.

Hospitals should consult their Hospital Survey Process Guide—which JCI provides to hospitals once they have returned a signed contract for survey to JCI—for detailed descriptions of what takes place during a typical initial or triennial survey, including detailed descriptions of all survey activities, required documentation, and other resources.

The surveyors confer with the organization's chief executive officer and other leaders at a leadership conference at the end of each survey. During this conference, the surveyors provide preliminary information about their findings. It is important to note that any preliminary information is not final until the review by JCI Accreditation Central Office staff has been completed.

If, during the survey, the surveyors identify any condition they believe poses a serious threat to public or patient safety, they notify the JCI Accreditation Central Office staff. In those circumstances, JCI decides whether to issue an expedited Denial of Accreditation decision and if it should inform relevant public authorities.

## **Report of the Survey**

The survey team leaves a draft of their report of standards compliance at the exit interview and will, upon request of the hospital's leaders, report their findings to the hospital staff at a closing conference. Surveyor findings are not considered final until reviewed by the JCI Accreditation Central Office staff. The Official Survey Findings Report will be complete and posted to *Direct Connect* within 10 days of the end of the survey.

## **Revision of the Official Survey Findings Report**

The hospital has seven (7) days from receipt of the Official Survey Findings Report to request, in writing or by e-mail, revision of the report related to one or more survey findings. Appropriate data and supporting information must accompany the request. The JCI Accreditation Central Office staff will review the materials and contact the hospital and/or surveyors as needed in evaluating the information. When the request for revision of the report would change the survey outcome, the JCI Accreditation Committee then considers the request for revision and makes the final accreditation decision.



## Accreditation Decisions

JCI's accreditation decisions are based on whether or not the hospital meets JCI's accreditation decision rules. JCI's Accreditation Committee considers all information from the initial or triennial full survey and any required follow-up survey in making its decision regarding accreditation. The outcome is that the organization meets the criteria for accreditation or does not meet the criteria and is denied accreditation.

### ***Appeal of Decisions to Deny or Withdraw Accreditation***

Hospitals have the right to appeal adverse accreditation decisions. If, based on a full or follow-up survey, or a threat-to-life health and safety situation, there is a decision to deny or to withdraw accreditation, an organization has 10 calendar days from receipt of its Official Survey Findings Report or notice of accreditation withdrawal to notify JCI, in writing or by e-mail, of its intent to appeal the decision.

A hospital then has an additional 30 days to submit to JCI, in writing or by e-mail, acceptable data and information to support its appeal. JCI Accreditation Central Office staff review and evaluate the submitted materials within 30 calendar days of receipt and also may request additional documents and materials. After evaluation of the submitted materials, JCI Accreditation Central Office staff prepare a memo for review by the Appeal Review Committee. If, after JCI review of any submitted materials, the decision to deny or to withdraw accreditation is confirmed, an organization may, at its own expense, appear before the JCI Accreditation Appeal Review Committee to support its appeal. The Appeal Review Committee reviews the relevant appeal documents, prepares an analysis, and presents its recommendation at a subsequent JCI Accreditation Committee who will make a final determination of the hospital's accreditation status. JCI will not review a hospital's appeal of an adverse accreditation decision unless all the survey fees and expenses are paid in full when the appeal is submitted to JCI.

## Public Disclosure and Confidentiality

### ***Confidentiality***

JCI keeps confidential all matters having to do with the accreditation process except

- an accredited hospital's status (that is, whether the organization is accredited, was denied accreditation, or if accreditation was withdrawn by JCI); and
- the number of complaints submitted about an organization that meet the JCI criteria for review.

The official accreditation status of a hospital is noted on the JCI website as either Accredited (including the date of the accreditation decision) or Accreditation Withdrawn (including the date the decision was made to withdraw accreditation). JCI posts the status of Accreditation Withdrawn on the JCI website for one year. When an organization voluntarily withdraws from the accreditation process, JCI posts this and the date of the withdrawal on the JCI website. The accredited hospital may release more detailed information on its accreditation status, up to and including its Official Survey Findings Report, to whomever it wishes. However, when a hospital disseminates inaccurate information about its accreditation status, JCI reserves the right to clarify information that would otherwise be considered confidential.

JCI provides to the individual submitting a complaint that meets the criteria for review

- the applicable standards reviewed;
- any standards for which recommendations for improvement were issued and/or a Strategic Improvement Plan (SIP) was required as a result of the review; and, when applicable,
- any change in the hospital's accreditation status.

## **Accreditation Award Display and Use**

JCI provides each hospital with three certificates of accreditation at the time of initial accreditation and at the time of each accreditation renewal. The certificates and all copies remain JCI's property. Certificates must be returned if the organization is issued a new certificate reflecting a name change or the organization's accreditation is withdrawn or denied for any reason.

A hospital accredited by JCI must be accurate in describing to the public the nature and meaning of its accreditation award and must not misrepresent its accreditation status or the facilities and services to which the accreditation award applies. JCI supplies each hospital receiving accreditation with appropriate publicity guidelines for announcing the accreditation award.

## **Maintaining Accreditation**

### **Length of Accreditation Awards**

An accreditation award is valid for three years unless revoked by JCI. The award is retroactively effective on the first day after JCI completes the hospital's survey or, when a follow-up survey is required, completes any follow-up survey(s). At the end of the hospital's three-year accreditation cycle, JCI reevaluates the hospital for renewal of its accreditation award.

### **Strategic Improvement Plan (SIP)**

A Strategic Improvement Plan (SIP) is a required written plan of action that the hospital develops in response to all "not met" findings and selected "partially met" findings that could impact patient safety and quality identified in the JCI Official Survey Findings Report. The written SIP is expected to do the following:

- Establish the strategies/approach that the hospital will implement to address each identified finding
- Describe specific actions the hospital will use to achieve compliance with the standards/MEs cited
- Describe specific steps the hospital will use to communicate and educate its staff, physicians, and others in implementing actions to achieve compliance with the MEs cited
- Describe methodology to prevent reoccurrence and to sustain improvement over time
- Identify the measures that will be used to evaluate the effectiveness of the improvement plan

The SIP must demonstrate that the hospital's actions lead to full compliance with the standards and MEs. The SIP is reviewed and approved and accepted by the JCI Accreditation Central Office staff after the Accreditation or Certification Letter and Gold Seal have been awarded.

An organization that fails to submit an acceptable Strategic Improvement Plan (SIP) within 120 days of the organization's survey is placed at risk of accreditation denial and a follow-up survey is required to verify evidence of compliance. When this occurs, the client organization is notified and the follow-up survey protocol is implemented.

### **Reporting Requirements Between Surveys**

JCI requires ongoing communication throughout the three-year accreditation cycle between the accredited hospital and JCI to ensure that the hospital continues to meet the accreditation requirements after becoming accredited. Accreditation is neither automatically transferred nor continued if significant changes occur within the accredited organization. Please see the "Accreditation Participation Requirements" (APR) section for the list of changes that must be reported.

## **When Accreditation Is at Risk**

Hospitals may be At Risk for Denial for Accreditation when JCI Accreditation Central Office staff and surveyors determine that one or more of the following conditions are present in an organization or have occurred:

1. An immediate threat to patient safety, public health, or staff safety
2. The organization does not possess a license, certificate, and/or permit, as, or when, required by applicable laws and regulations, to provide the health care services for which the organization is seeking accreditation.
3. The organization's license, certificate, and/or permit to provide health care services has been temporarily or permanently restricted or removed and/or clinical departments/services have been limited or closed by a local or national regulatory body or authority based on quality and safety conditions, incidents, or events or other legal or regulatory situations.
4. An individual who does not possess a license, registration, or certification is providing or has provided health care services.
5. The organization submitted falsified documents or misrepresented information in seeking to achieve or to retain accreditation. (See APR.2)
6. The organization has not met the accreditation policy for Reporting Requirements Between Surveys. (See APR.1)
7. The organization fails to submit an acceptable Strategic Improvement Plan (SIP) within 120 days of the organization's survey.

JCI Accreditation Central Office staff and surveyors may identify the conditions during an on-site survey, during the review of a survey report or postsurvey follow-up activity, or from a complaint submitted against the hospital or after removal or restriction of its license/permit to operate by a national or other regulatory body or authority. When JCI finds that the condition is substantiated and not resolved, Denial of Accreditation is recommended to the Accreditation Committee. The organization has the right to appeal this decision as previously described.

## **Reporting Sentinel Events**

Accredited hospitals may voluntarily report sentinel events to JCI. JCI may also become aware of a sentinel event by some other means, such as communication from a patient, a family member, an employee or a staff member of the organization, a surveyor, or through the media. Events considered sentinel events are described in standard QPS.7.

Such events are called *sentinel* because they signal a need for immediate investigation and response. The terms *sentinel event* and *medical error* are not synonymous; not all sentinel events occur because of an error, and not all errors result in sentinel events.

The appropriate response by a hospital to a sentinel event includes conducting a timely, thorough, and credible root cause analysis; developing an action plan designed to implement improvements to reduce risk; implementing the improvements; and monitoring the effectiveness of those improvements. JCI Accreditation Central Office staff review the root cause analysis and action plan with the hospital to help ensure improvement that will reduce the risk of a similar event occurring in the future.

During the on-site survey, surveyors assess the hospital's compliance with sentinel event-related standards (QPS.7, for example). If, during the survey, an unreported sentinel event is identified by the survey team, the hospital's CEO and others are informed that the event has been reported to JCI Accreditation Central Office for further review.

## **Managing a Complaint or Quality Concern**

JCI's Office of Quality and Safety Monitoring reviews complaints, concerns, and inquiries related to accredited hospitals. These communications may be received from a variety of sources, such as directly from patients, families, or health care practitioners, from governmental agencies in the form of reports, or through media reports. In hospitals that do not have an efficient and effective process to manage and resolve complaints, staff and patients bring those unresolved issues to JCI's attention. (*Also see* APR.11)

Following its review of a reported quality concern, JCI may take a number of actions, including

- recording the information for trending purposes and possible action in the future;
- obtaining the involved hospital's response to the concern; or
- conducting a for-cause survey.

## **Accreditation Renewal**

The JCI Accreditation Central Office staff remind the hospital to update its E-App before the hospital's triennial accreditation due date and notify JCI of its intention to be reaccredited. JCI then schedules the survey, making every effort to synchronize the next survey date with the conclusion of the previous three-year accreditation cycle. JCI works with the hospital and others in the country or region that are also due for surveys to coordinate the survey dates in an effort to maximize resources and reduce travel expenses. A hospital's previous accreditation status may remain in effect up to two months after the subsequent full accreditation survey to accomplish any required follow-up.

# Glossary

**accreditation** Determination by an accrediting body that an eligible program, institution, or organization, such as a health care organization, complies with a required set of standards, indicating a level of quality, performance, or similar attribute, has been met.

**accreditation decisions** As it relates to Joint Commission International (JCI) Accreditation, an organization can achieve the following categories of accreditation based on a JCI survey:

**Accredited** The organization demonstrates acceptable compliance with all standards and International Patient Safety Goals.

**Denial of Accreditation** The organization is not in compliance with JCI standards and International Patient Safety Goals or JCI withdraws accreditation for other reasons.

**accreditation process** A continuous process whereby health care organizations demonstrate to JCI that they are providing safe, high-quality care, as determined by compliance with JCI standards and International Patient Safety Goal requirements. The key component of this process is an on-site evaluation of an organization by JCI surveyors.

**accreditation surveys** An evaluation of an organization to assess compliance with applicable standards and International Patient Safety Goals and to determine its accreditation status. The JCI accreditation survey includes the following:

- Evaluation of documents provided by the organization
- Verbal information about the implementation of standards or examples of their implementation that enables compliance to be determined
- On-site observations by surveyors
- Tracking of patients through the care process using tracer methodology

- Education about standards compliance and performance improvement

A survey of all hospital standards throughout an entire organization is considered a full survey. An initial survey, triennial survey, and validation survey are full surveys:

**initial survey** The first full on-site survey of a hospital.

**triennial survey** The survey of a hospital after a three-year cycle of accreditation.

**validation survey** A second full survey that JCI may conduct in volunteer organizations as a component of JCI's internal quality improvement monitoring processes. This survey has no impact on the hospital's accreditation status and is conducted at no charge to the hospital.

Other types of JCI surveys are limited in scope, content, and length and designed to gather information on specific issues, standards, or measurable elements. These types of JCI surveys are called *follow-up surveys*:

**extension survey** A survey that may be conducted when the hospital has changes in core information, services, and/or other factors. **Examples** include a change in name, ownership, or licensing; construction and renovation; and adding or eliminating a service(s); among other examples. The hospital notifies JCI within 30 days of the effective date of the change(s). *Also see APR.3.*

**for-cause survey** A survey conducted when JCI learns of potentially serious standards noncompliance, serious patient care or safety issues, regulatory issues or sanctions, or other serious issues within an accredited hospital or

certified program that may have placed the hospital At Risk for Denial of Accreditation.

**acute care** A level of health care in which a patient is treated for a brief but severe episode of illness; for conditions that are the result of disease or trauma; and during recovery from surgery. Many hospitals are acute care facilities with the goal of discharging the patient as soon as the patient is deemed healthy and stable, with appropriate discharge instructions.

**adverse event** An unanticipated, undesirable, or potentially dangerous occurrence in a health care organization.

**ambulatory care** Types of health care services provided to individuals on an outpatient basis. Ambulatory care services are provided in many settings ranging from freestanding surgical facilities to cardiac catheterization centers.

**anesthesia** Consists of general anesthesia and spinal or major regional anesthesia. It does not include local anesthesia. General anesthesia is a drug-induced loss of consciousness during which patients are not arousable, even by painful stimulation. The ability to independently maintain ventilatory function is often impaired. Patients often require assistance in maintaining a patent airway, and positive pressure ventilation may be required because of depressed spontaneous ventilation or drug-induced depression of neuromuscular function. Cardiovascular function may be impaired. *Also see* procedural sedation.

**appointment** The process of reviewing an initial applicant's credentials to decide if the individual is qualified to provide patient care services that the hospital's patients need and the hospital can support with qualified staff and technical capabilities. *Also see* reappointment.

**best practice** Clinical, scientific, or professional technique, method, or process that is recognized by a majority of professionals in a particular field as more effective at delivering a particular outcome than any other practice. These practices, also sometimes referred to as *good practice* or *better practice*, are typically evidence based and consensus driven.

**capital (cost)** The cost of investing in the development of new or improved facilities, services, or equipment. Does not include operational costs.

**care plan** *See* plan of care.

**certification** The procedure and action by which an authorized organization evaluates and certifies that an individual, institution, or program meets requirements, such as standards. Certification differs from accreditation in that certification can also be applied to individuals (**for example**, a medical specialist).

**cleaning** Removal of visible soil from objects and surfaces, which is normally accomplished manually or mechanically using water with detergents or enzymatic products.

**clinical pathology** Services relating to solving clinical problems, particularly using laboratory methods in clinical diagnosis. Includes clinical chemistry, bacteriology and mycology, parasitology, virology, clinical microscopy, hematology, coagulation immunohematology, immunology, serology, and radiobioassay.

**clinical pathways** A standardized treatment regimen that includes all elements of care by organizing, sequencing, and scheduling major interventions by clinicians and other staff. Also known as *critical paths* and *care maps*.

**clinical practice guidelines** Tools that describe a specific procedure or process found, through clinical trials or consensus opinion of experts, to be the most effective in evaluating and/or treating a patient who has a specific symptom, condition, or diagnosis.

**clinical staff** *See* staff.

**clinical trial** Testing of drugs, devices, or techniques in three or sometimes four stages depending on the purpose, size, and scope of the test. "Phase I" trials evaluate the safety of diagnostic, therapeutic, or prophylactic drugs, devices, or techniques to determine the safe dosage range (if appropriate). They involve a small number of healthy subjects. The trial usually lasts about one year. "Phase II" trials are usually controlled to assess the effectiveness and dosage (if appropriate) of the drugs, devices, or techniques. These studies involve several hundred volunteers, including a limited number of patients with the target disease

or disorder. The trial usually lasts about two years. “Phase III” trials verify the effectiveness of the drugs, devices, or techniques determined in Phase II studies. Phase II patients are monitored to identify any adverse reactions from long-term use. These studies involve groups of patients large enough to identify clinically significant responses. The trial usually lasts about three years. “Phase IV” trials study the drugs, devices, or techniques that have been approved for general sale. These studies are often conducted to obtain more data about a product’s safety and efficacy.

**competence** A determination of an individual’s skills, knowledge, and capability to meet defined expectations, as frequently described in a job description.

**confidentiality** The restricted access to data and information to health care practitioners and clinical staff who have a need, a reason, and permission for such access. An individual’s right to personal and informational privacy, including for his or her medical records.

**contamination** The presence of an unwanted material or organism, such as an infectious agent, bacteria, parasite, or other contaminant, that is introduced to an environment, surface, object, or substance, such as water, food, or sterile medical supplies.

**continuity of care** The degree to which the care of individuals is coordinated among practitioners, among organizations, and over time. *Also see* handover.

**continuum of care** Matching the individual’s ongoing needs with the appropriate level and type of care, treatment, and services within an organization or across multiple organizations.

**contracted services** Services provided through a written agreement with another organization, agency, or individual. The agreement specifies the services or staff to be provided on behalf of the applicant organization and the fees to provide these services or staff.

**credentialing** The process of obtaining, verifying, and assessing the qualifications of a health care practitioner to provide patient care services in or for a health care organization. The process of

periodically checking staff qualifications is called *recredentialing*.

**credentials** Evidence of competence, current and relevant licensure, education, training, and experience. Other criteria may be added by a health care organization. *Also see* competence; credentialing.

**culture of safety** Also known as a *safe culture*, a collaborative environment in which skilled clinicians treat each other with respect, leaders drive effective teamwork and promote psychological safety, teams learn from errors and near misses, caregivers are aware of the inherent limitations of human performance in complex systems (stress recognition), and there is a visible process of learning and driving improvement through debriefings.

**curative services** Services provided to overcome disease and to promote recovery. Curative services or therapy are different from palliative services, which give relief but not cure. *Also see* palliative services.

**data** Facts, clinical observations, or measurements collected during an assessment activity. Data before they are analyzed are called *raw data*.

**department/service leaders** The individuals who manage and direct the “subgroups” of the hospital, commonly referred to as *departments, services, units, and/or wards*.

**disaster** *See* emergency.

**discharge** The point at which an individual’s active involvement with an organization or program ends and the organization or program no longer maintains active responsibility for the care of the individual.

**discharge summary** A section of a patient medical record that summarizes the reasons for admittance, the significant findings, the procedures performed, the treatment rendered, the patient’s condition on discharge, and any specific instructions given to the patient or family (**for example**, follow-up, medications).

**disinfection** A process that eliminates many or all pathogenic microorganisms, except bacterial spores, on inanimate objects, usually by using liquid chemicals or wet pasteurization.

**do-not-use list** A written catalog of abbreviations, acronyms, and symbols that are not to be used throughout an organization—whether handwritten or entered as free text into a computer—due to their potentially confusing nature.

**downtime** Unavoidable data system interruptions and failures.

**planned downtime** Scheduled data system interruption for the purpose of conducting maintenance, repairs, upgrades, and other changes to the system.

**unplanned downtime** Unexpected data system interruption as a result of power or equipment failures, heating/cooling system failures, natural disasters, human error, or interruptions to Internet or intranet services, among other disruptions. Unplanned downtime can have a negative impact on data systems, such as data loss, hardware failures, and data corruption.

**efficiency** The relationship between the outcomes (results of care) and the resources used to deliver care. **For example**, when two programs use the same amount of resources, the one that achieves a higher immunization coverage rate is the more efficient. Increasing efficiency involves achieving the same outputs with fewer resources or more outputs with the same amount of resources.

**electronic medical record (EMR)** An electronic record of a patient's health-related information that can be created, gathered, managed, and consulted by authorized health care practitioners. *Also see* medical record.

**emergency**

1. An unanticipated or sudden occasion, as in emergency surgery needed to prevent death or serious disability.
2. A natural or man-made event that significantly disrupts the environment of care (**for example**, damage to the organization's building[s] and grounds due to severe winds, storms, or earthquakes); that significantly disrupts care and treatment (**for example**, loss of utilities, such as power, water, or telephones, due to floods, civil disturbances, accidents, or emergencies in the organization or its community); or that results in sudden, significantly changed or increased demands for the organization's services (**for example**, bioterrorist attack, building collapse,

or train crash in the organization's community). Some emergencies are called *disasters* or *potential injury-creating events (PICEs)*.

**emergent** A classification of acuity used in the triage systems to signify that the patient's condition is life-threatening and requires immediate intervention. *Also see* urgent.

**employment practices** Analysis, screening, or other methods used to recruit, hire, select, transfer, promote, provide benefits, or similarly affect staff or future staff.

**evidence-based guidelines** Making clinical decisions based on empirical evidence or, in the absence of empirical evidence, expert consensus (such as consensus statements promoted by professional societies). The approach requires understanding conflicting results and assessing the quality and strength of evidence. Finally, practitioners must know how this applies to patient care and health care policy.

**facility management program(s)** The organization's written document describing the process it has in place for the following areas of its operations: safety and security, hazardous materials, disaster preparedness, fire safety, medical equipment, and utility systems. The plan identifies specific procedures that describe mitigation, preparedness, response and recovery strategies, actions, and responsibilities.

**failure mode and effects analysis (FMEA)**

A systematic approach to examining a design prospectively for possible ways failure may occur. The ways failure may occur are then prioritized to help organizations create design improvements that will have the most benefit. This tool assumes that no matter how knowledgeable or careful people are, errors will occur in some situations and may even be likely to occur.

**falsification (of information)** Fabrication, in whole or in part, of any information provided by an applicant or accredited organization to JCI.

**family** The person(s) with a significant role in the patient's life. This may include a person(s) not legally related to the patient. This person(s) is often referred to as a surrogate decision maker if authorized to make care decisions for a patient if the patient loses decision-making ability.



**framework** An outline, overview, or “skeleton” of interconnected items that can be modified at any time by adding or deleting items.

**full operation** Criteria indicating the hospital’s readiness for comprehensive on-site evaluation against all relevant JCI standards, based on a list of all clinical services currently provided for inpatients and outpatients; utilization statistics for clinical services showing consistent inpatient and outpatient activity levels and types of services provided for at least four months or more prior to submission of the hospital’s electronic application (E-App); and all inpatient and outpatient clinical services, units, and departments. *Also see* General Eligibility Requirements in this manual.

**functional status** The ability of individuals to take care of themselves physically and emotionally according to the expected norms of their age group. Functional status may be divided into “social,” “physical,” and “psychological” functions. Functional status may be assessed by asking questions during periodic health examinations or using formal screening instruments. *Also see* measure.

**governance** Refers to the governing entity that governs the hospital and is responsible for the requirements of JCI standards.

**governing entity** The individual(s) or group that has ultimate authority and responsibility for establishing policy, maintaining quality of care, and providing for organization management and planning for the hospital. **Examples** for the structure of a governing entity include a group of individuals (such as a community board) or one or more individual owners. Names for this group vary and may include *board*, *board of trustees*, *board of governors*, *board of commissioners*, *governing body*, and so on. In the case of public hospitals, the governing entity is often the Ministry of Health (MOH).

**handover** The transfer of responsibility for a patient and patient care that occurs in the health care setting. **For example**, in the hospital from one health care practitioner to another, from one level of care to another level, from an inpatient unit to a diagnostic or other treatment unit, and from staff to patients/families at discharge, among other examples. Also known as a *handoff*.

**harvesting, of organs** Removal of an organ for means of transplantation.

**hazardous materials and waste** Materials for which handling, use, and storage are guided or defined by local, regional, or national regulation; hazardous vapors; and hazardous energy sources. Although JCI identifies infectious waste as falling into this category of materials, not all laws and regulations define infectious or medical waste as hazardous waste.

**hazard vulnerability analysis** A tool used for the identification of potential emergencies and the direct and indirect effects those emergencies may have on the organization’s operations and demand for its services.

**health care–associated infection(s) (HAIs)** Any infection(s) acquired by an individual while receiving care or services in a health care organization. Common HAIs are urinary infections, surgical wound infections, pneumonia, and bloodstream infections.

**health care organization** A general term used to describe many types of organizations that provide health care services. This includes ambulatory care centers, behavioral/mental health institutions, home care organizations, hospitals, laboratories, and long term care organizations.

**health care practitioner** Any person who has completed a course of study and is skilled in a field of health care. This includes a nurse, physician, dentist, pharmacist, respiratory therapist, physical therapist, and dietitian, among others. Health care practitioners are licensed by a government agency or certified by a professional organization. *Also see* licensed independent practitioner.

**hospital leadership** A group of individuals who typically report to the chief executive of the hospital and most frequently include a chief medical officer representing the medical staff, a chief nursing officer representing all levels of nursing in the hospital, senior administrators, and any other individuals the hospital selects, such as a chief quality officer, vice president of human resources, chief operating officer, and so on.

**human subjects research** Research involving living individuals about whom an investigator obtains data through intervention or interaction

with individuals and/or identifiable personal information. Research protocols involving human subjects are reviewed by an Institutional Review Board (IRB) or other research ethics review mechanism and receive ongoing oversight as necessary.

**implantable medical device** A device that is permanently placed into a surgically or naturally formed cavity of the body to continuously assist, restore, or replace a function or structure of the body throughout the useful life of the device. Examples include a prosthesis (such as a hip), a stent, a pacemaker, and an infusion pump, among other examples.

**infectious waste** *See* hazardous materials and waste.

**information management** The creation, use, sharing, and disposal of data or information across an organization. This practice is critical to the effective and efficient operation of organization activities. It includes the role of management to produce and to control the use of data and information in work activities, information resources management, information technology, and information services.

**informed consent** The process of informing a patient about a procedure or treatment so that the patient can make a voluntary, informed decision to accept or refuse to have the procedure or treatment. The patient must be fully informed and understand the information that he or she is provided before giving consent. The elements of informed consent include, but are not limited to, information about the proposed procedure/treatment, potential benefits and risks, and possible alternatives to the procedure/treatment.

**inpatient** In general, a person who is admitted to and housed in a health care organization at least overnight.

**in-service education** Organized education, usually provided in the workplace, designed to enhance the skills of staff members or to teach them new skills relevant to their jobs and disciplines.

**integrated system** A health care organization that offers a broad corporate system for managing a diversified health care delivery system. The system typically includes one or more hospitals, a large

group practice, a health plan, and other health care operations. Health care practitioners are employed by the system or in a tightly affiliated practitioner group. The system can provide several levels of health care to patients in the same geographic areas.

**intent** A brief explanation of a standard's rationale, meaning, and significance. Intents may contain examples of compliance and detailed expectations of the standard that are evaluated in the on-site survey process.

**job description** Explanation of an employment position, including duties, responsibilities, and conditions required to perform the job.

**laws and regulations** Statements or directions specifying required decisions and actions. Penalties, legal or otherwise, are normally assessed when laws and regulations are not followed.

**leaders** *See* department/service leaders.

**leadership** *See* hospital leadership.

**levels of care** A classification of health care service levels. They are divided by the kind of care given, the number of people served, and the people providing the care. The main levels of care are primary, secondary, and tertiary. Levels of care classified by the acuity of the patient or intensity of the services provided are emergency, intensive, and general. *Also see* continuum of care.

**licensed independent practitioner** An individual qualified by education and training and permitted by license and law (when applicable) and the organization to provide care and services, without direction or supervision, within the scope of the individual's practice. In many countries, licensed independent practitioners include physicians, dentists, some categories of nurses, podiatrists, optometrists, and chiropractors. *Also see* health care practitioner.

**licensure** A legal right that is granted by a government agency in compliance with a statute governing an occupation (such as physicians, dentists, nurses, psychiatry, or clinical social work, or the operation of a health care facility).

**material safety data sheet (MSDS)** *See* safety data sheet (SDS).

**measure** 1. A quantitative and/or qualitative tool, instrument, or item used to ascertain the

degree, extent, or quality of something; 2. The act of collecting quantifiable data about a structure, outcome, or process.

**medical device** An instrument, apparatus, or machine that is used in the prevention, diagnosis, or treatment of illness or disease, or for detecting, measuring, restoring, correcting, or modifying the structure or function of the body for health care purposes. Typically, the purpose of a medical device is not achieved by pharmacological, immunological, or metabolic means.

**medical equipment** Medical equipment requiring calibration, maintenance, repair, user training, and decommissioning—these activities are usually managed by clinical engineers. Medical equipment is used for the specific purposes of diagnosis and treatment of disease or rehabilitation following disease or injury. It can be used either alone or in combination with any accessory, consumable, or other piece of medical equipment. Medical equipment excludes implantable, disposable, or single-use medical devices.

**medical record** A written or electronic documentation of varied patient health information, such as assessment findings, treatment details, progress notes, and discharge summary. This record is created by health care practitioners. *Also see* electronic medical record (EMR).

**medical research** Basic, clinical, and health services research that includes many types of research studies, such as clinical trials, therapeutic interventions, development of new medical technologies, and outcomes research, among others.

**medical staff** All physicians, surgeons, dentists, and other medical practitioners who are licensed to practice independently (without supervision) and who provide preventive, curative, restorative, surgical, rehabilitative, or other medical or dental services to patients; this also includes those who provide interpretive services for patients, such as pathology and radiology; all are considered medical staff regardless of the organization's classification of appointment, employment status, contract, or other arrangements with the individual to provide such patient care services.

**medical student** An individual enrolled in a medical educational institution.

**medication** Any prescription medications; sample medications; herbal remedies; vitamins; nutraceuticals; over-the-counter drugs; vaccines; diagnostic and contrast agents used on or administered to persons to diagnose, to treat, or to prevent disease or other abnormal conditions; radioactive medications; respiratory therapy treatments; parenteral nutrition; blood derivatives; and intravenous solutions (plain, with electrolytes and/or drugs).

**medications, high-alert** Medications involved in a high percentage of errors and/or sentinel events, as well as medications that carry a higher risk for abuse or other adverse outcomes. **Examples** of high-alert medications include investigational medications, controlled medications, anticoagulants, and look-alike/sound-alike medications.

**medication error** Any preventable event that may cause inappropriate *medication use or jeopardize patient safety*. *Also see* sentinel event.

**mission statement** A written expression that sets forth the purpose, or “mission,” of an organization or one of its components. The generation of a mission statement usually precedes the formation of goals and objectives.

**monitoring** The review of information on a regular basis. The purpose of monitoring is to identify the changes in a situation.

**multidisciplinary** Including representatives of a range of professions, disciplines, or service areas.

**near miss** Any process variation that did not affect an outcome but for which a recurrence carries a significant chance of a serious adverse outcome. Such a “near miss” falls within the scope of the definition of an adverse event. *Also see* adverse event.

**nonclinical staff** *See* staff.

**nosocomial infection(s)** *See* health care–associated infection(s).

**nutritional interventions** Care and counseling to promote appropriate nutrition intake. This activity is based on nutrition and information about food, other sources of nutrients, and meal preparation. It includes the patient's cultural background and socioeconomic status.

**nutrition therapy** Medical treatment that includes enteral and parenteral nutrition.

**observation** The time during which a patient is watched closely by a health care practitioner(s).

**organizational chart** A graphic representation of individuals' titles and reporting relationships in an organization; sometimes referred to as an *organogram* or *organization table*.

**outcome** The effect(s) that an intervention has on a specific health problem. It reflects the purpose of the intervention. **For example**, the outcome(s) of a rural health education program on safe drinking water could be fewer diarrhea episodes in children under 5 or decreased child mortality by diarrhea.

**outpatient** Generally, persons who do not need the level of care associated with the more structured environment of an inpatient or a residential program. In many countries, outpatient care is also known as “ambulatory care.” In some countries, outpatients are considered “admitted” to a health care organization; in others, outpatients are considered “registered.” *Also see* ambulatory care.

**palliative services** Treatments and support services intended to alleviate pain and suffering rather than to cure illness. Palliative therapy may include surgery or radiotherapy undertaken to reduce or to shrink tumors compressing vital structures and thereby to improve the quality of life. Palliative services include attending to the patient's psychological and spiritual needs and supporting the dying patient and his or her family. *Also see* curative services.

**patient** An individual who receives care, treatment, and services.

**patient care process** The act of providing accommodations, comfort, and treatment to an individual. This implies responsibility for safety, including treatment, services, habilitation, rehabilitation, or other programs requested by the organization or network for the individual.

**patient-centered care** Care that is respectful of, and responsive to, individual patient preferences, needs, and values. Ensures that patient values guide clinical decisions.

**physiologic-based criteria** Criteria centered on the branch of biology dealing with the functions of the living organism and its parts of the physical and chemical factors and processes involved.

**plan** A method for outlining detailed strategies and resource needs for meeting short- and long-term goals and objectives.

**plan of care** A plan that identifies the patient's care needs, lists the strategy to meet those needs, documents treatment goals and objectives, outlines the criteria for ending interventions, and documents the individual's progress in meeting specified goals and objectives. It is based on data gathered during patient assessment. The format of the plan in some organizations may be guided by specific policies and procedures, protocols, practice guidelines, clinical paths, or a combination of these. The plan of care may include prevention, care, treatment, habilitation, and rehabilitation. *Also see* plan.

**point-of-care testing** Analytical testing performed at sites outside the traditional laboratory environment, usually at or near where care is delivered to individuals.

**policy** A statement of expectations meant to influence or determine decisions and actions. Policies are the rules and principles that guide and inform the organization's procedures and processes.

**practice guidelines** *See* evidence-based (or scientific-based) guidelines; clinical practice guidelines.

**preoperative medical assessment** A clinical risk assessment that assesses the health of a patient to determine if the patient is safe to undergo anesthesia and surgery.

**preventive maintenance** The planned, scheduled, visual, mechanical, engineering, and functional evaluation of equipment conducted before using new equipment and at specified intervals throughout the equipment's lifetime. The purpose is to maintain equipment performance within manufacturers' guidelines and specifications and to help ensure accurate diagnosis, treatment, or monitoring. It includes measuring performance specifications and evaluating specific safety factors.

**preventive services** Interventions to promote health and prevent disease. These include identification of and counseling on risk factors (**for example**, smoking, lack of physical activity), screening to detect disease (**for example**, breast cancer, sexually transmitted diseases), and immunizations.

**primary source verification** Verification of an individual health care practitioner's reported qualifications by the original source or an approved agent of that source. Methods for conducting primary source verification of credentials include direct correspondence, documented telephone verification, secure electronic verification from the original qualification source, or reports from credentials verification organizations that meet JCI requirements.

**principal site** The site at which an academic medical center hospital provides the majority of medical specialty programs for postgraduate medical trainees (**for example**, residents or interns) and not just one specialty, as in a single-specialty hospital (**for example**, an ophthalmologic hospital, dental hospital, or orthopedic hospital). *See* General Eligibility Requirements in this manual.

**privileging** The process whereby a specific scope and content of patient care services (that is, clinical privileges) are authorized for a health care practitioner by a health care organization, based on evaluation of the individual's credentials and performance.

**procedural sedation** A technique of administering sedatives or dissociative agents with or without analgesics to induce a state that allows the patient to tolerate unpleasant procedures while maintaining cardiorespiratory function. *Also see* anesthesia.

**procedure** How a task is performed, usually including step-by-step instructions.

**process** A set of actions that produce or lead to a particular result.

**program** An organized, official system that guides action toward a specific goal. The program identifies needs, lists strategies to meet those needs, includes staff involved, and sets goals and objectives. The format of the program may include narratives, policies and procedures, plans, protocols, practice guidelines, clinical pathways, care maps, or a combination of these.

**prospective** A focus on the potential for something to happen in the future.

**protocol** A scientific medical treatment plan or study outline for a new or experimental procedure or treatment with the intent of measuring human

applications (**for example**, management of diabetes mellitus type 2). Protocols frequently include components such as types of participants, scheduling, procedures used, types of medications and dosages, among others.

**qualified individual** An individual or staff member who can participate in one or all of the organization's care activities or services. Qualification is determined by the following, as applicable: education, training, experience, competence, applicable licensure, laws or regulations, registration, or certification.

**quality improvement** An approach to the continuous study and improvement of the processes of providing health care services to meet the needs of patients and others. Synonyms include *continuous quality improvement*, *continuous improvement*, *organizationwide performance improvement*, and *total quality management*.

**quality of care** The degree to which health services for individuals and populations increase the likelihood of desired health outcomes and are consistent with current professional knowledge. Dimensions of performance include the following: patient perspective issues; safety of the care environment; and accessibility, appropriateness, continuity, effectiveness, efficacy, efficiency, and timeliness of care.

**reappointment** The process of reviewing the medical staff member's file to verify a continued licensure; that the medical staff member is not compromised by disciplinary actions of licensing and certification agencies; that the file contains sufficient documentation for seeking new or expanded privileges or duties in the hospital; and that the medical staff member is physically and mentally able to provide patient care and treatment without supervision. *Also see* appointment.

**recruitment** Seeking—usually new—staff or other members of an organization.

**reference/contract laboratory** A laboratory owned and operated by an organization other than the hospital, with which the hospital contacts for testing.

**referral** The sending of an individual (1) from one clinician to another clinician or specialist or (2) from one setting or service to another or other resource,

either for consultation or care that the referring source is not prepared or qualified to provide.

**rehabilitation services** The use of medical, social, educational, and vocational measures together for training or retraining individuals disabled by disease or injury. The goal is to enable patients to achieve their highest possible level of functional ability.

**reliability** A characteristic of a measure that indicates how accurately and consistently the measure produces similar results. **For example**, a reliable measure or measurement tool yields accurate and consistent results when used by different individuals, across different settings, with different patients, and so on, as applicable.

**representative sample** As it relates to JCI standards, a representative sample of medical records is reviewed as part of an organization's monitoring and performance improvement activities. Representative sample means medical records from all services of the hospital, both inpatient and outpatient medical records, and both active and discharged medical records. The number of medical records should make sense for the organization. **For example**, random sampling and selecting approximately 5% of medical records may achieve a representative sample.

**responsible physician** The physician who has overall responsibility for the care and management of an individual patient at a specific point in time during the patient's hospital stay.

**responsible surgeon** In cases of surgical procedures, the person who performs the surgery. Different titles used for the responsible surgeon include *attending surgeon* and *consultant surgeon*, among other titles.

**retrospective tracing** As it relates to supply chain management, the process of identifying and tracking unstable, contaminated, defective, or counterfeit supplies after they have entered the hospital. When applicable, the hospital notifies the manufacturer and/or distributor about the unstable, contaminated, defective, or counterfeit supply.

**risk management program** Clinical and administrative activities that organizations undertake to identify, to evaluate, and to reduce the risk of injury to patients, staff, and visitors and the risk of loss to the organization itself.

**root cause analysis** A process for identifying the basic or causal factor(s) that underlies variation in performance, including the occurrence or possible occurrence of a sentinel event. *Also see* sentinel event.

**routine maintenance** The performance of basic safety checks—that is, the visual, technical, and functional evaluations of equipment—to identify obvious deficiencies before they have a negative impact. It normally includes inspections of the case, power cord, structural frame, enclosure, controls, indicators, and so on.

**safety** The degree to which the organization's buildings, grounds, and equipment do not pose a hazard or risk to patients, staff, or visitors.

**safety data sheet (SDS)** A formal document with information about the characteristics and actual or potential hazards of a substance; includes instructions related to first aid, spills, and safe storage, among other information. Previously named material safety data sheet (MSDS).

**scope of practice** The range of activities performed by a practitioner in a health care organization. The scope is determined by training, tradition, laws or regulations, or the organization.

**scope of services** The range of activities performed by governance, managerial, clinical, and support staff.

**screening criteria** A set of standardized rules or tests applied to patient groups on which to base a preliminary judgment that further evaluation or interventions are warranted, such as the need for a nutritional evaluation based on nutritional screening.

**second victim** A health care practitioner involved in an unanticipated adverse patient event, medical error, and/or a patient-related injury who becomes victimized in the sense that the practitioner is traumatized by the event. The practitioner's emotional response, which may include remorse, anxiety, and moral distress, may have an impact on the quality and safety of patient care if health care organizations do not acknowledge and provide support for the health care practitioner.

**security** Protection from loss, destruction, tampering, or unauthorized access or use.

**sedation** See procedural sedation.

**sentinel event** An unanticipated occurrence involving death or serious physical or psychological injury. See QPS.7 for an operational definition.

**side effect** Pharmacological effect of a drug, normally adverse, other than the one(s) for which the drug is prescribed.

**specialty laboratory programs** Programs that include laboratory disciplines, such as chemistry (including toxicology, therapeutic drug testing, and drugs of abuse testing), clinical cytogenetics, immunogenetics, diagnostic immunology, embryology, hematology (including coagulation testing), histocompatibility, immunohematology, microbiology (including bacteriology, mycobacteriology, mycology, virology, and parasitology), molecular biology, pathology (including surgical pathology, cytopathology, and necropsy), and radiobiology.

**staff** All people who provide care, treatment, and services in the organization (**for example**, medical staff, nursing staff, housekeeping staff, registration clerks, engineers, and so on), including those receiving pay (permanent, temporary, and part-time staff, as well as contract staff), and trainees and students (**for example**, medical students, nursing students, and so on).

**clinical staff** Those who provide direct patient care (physicians, dentists, nurses, physical therapists, dietitians, among others).

**nonclinical staff** Those whose roles and responsibilities in the organization indirectly support patient care (admissions, food service, housekeeping, among others).

**standard** A statement that defines the performance expectations, structures, or processes that must be in place for an organization to provide safe and high-quality care, treatment, and service.

**sterilization** The use of a physical or chemical procedure to destroy all microbial life, including highly resistant bacterial endospores.

**supply chain** The steps in moving a finished product (drug, medical equipment, medical device, or medical supply) from its source (a manufacturer) to its customer (a hospital). Key considerations in the supply chain are the risks to the product

(**for example**, protection from losing stability, becoming contaminated, and becoming defective); the potential risk points in the steps of the supply chain (**for example**, quality of product, storage conditions, customs, delivery methods); and the selection of vendor, distributor, and so on, based on the risks in the supply chain.

**surgery** Those procedures that investigate and/or treat diseases and disorders of the human body through cutting, removing, altering, or insertion of diagnostic/therapeutic scopes.

**surgical/invasive procedure** A procedure involving puncture or incision of the skin or insertion of an instrument or foreign material into the body.

**symptom, primary** First or most prominent indication of an illness, disease, or other disorder.

**symptom, secondary** An indication of illness, disease, or other disorder that appears after or because of a primary symptom.

**therapeutic duplication** One person using two drugs, usually unnecessarily, from the same therapeutic category at the same time.

**time-out** A pause, just prior to performing a surgical or other procedure, during which any unanswered questions or confusion about patient, procedure, or site are resolved by the entire surgical or procedural team. Even when there is only one person doing the procedure, a brief pause to confirm the correct patient, procedure, and site is appropriate.

**tracer methodology** A process that JCI surveyors use during the on-site survey to analyze an organization's processes and systems by following individual patients through the organization's health care process in the sequence experienced by the patients. Depending on the health care setting, this may require surveyors to visit multiple care units, departments, or areas within an organization or a single care unit to "trace" the care rendered to a patient.

**patient tracer** These occur during the on-site survey and focus on evaluating an individual patient's total care experience within a health care organization.

**system tracer** These occur during the on-site survey and focus on evaluating high-priority safety and quality-of-care issues on a systemwide basis throughout the organization. Examples of such issues may include infection prevention and control, medication management, facility management, and the use of data.

**trainee** An individual training in medical service after graduation from a medical educational institution. Different titles used for trainee include *intern, resident, house officer, and fellow*.

**transfer** The formal shifting of responsibility for the care of a patient from (1) one care unit to another, (2) one clinical service to another, (3) one qualified practitioner to another, or (4) one organization to another.

**urgent** A classification of acuity used in triage systems to signify that the patient's condition is potentially life-threatening and requires timely assessment and possible intervention. *Also see emergent.*

**utility system** Organizationwide systems and equipment that support the following: electrical distribution; emergency power; water; vertical and horizontal transport; heating, ventilating, and air-conditioning; plumbing, boiler, and steam; piped gases; vacuum systems; or communication systems, including data-exchange systems. May also include systems for life support; surveillance, prevention, and control of infection; and environment support.

**utilization** The use, patterns of use, or rates of use of a specified health care service. Overuse occurs when a health care service is provided under circumstances in which its potential for

harm exceeds the possible benefits for a patient. Underuse is the failure to use a health care service that may have been necessary for a patient and may have produced a favorable outcome for a patient. Misuse occurs when an appropriate service has been selected but a preventable complication occurs. All three reflect a problem in quality of health care. They can increase mortality risk and diminish quality of life. *Also see utilization management.*

**utilization management** The planning, organization, direction, and control of resources. How this relates to patient care by a health care organization is significant.

**validity** A characteristic of a measure that indicates the degree to which the measure assesses what it is intended to measure. **For example**, the measure or measurement tool is valid when it captures the intended clinical outcome, patient experience, and so on.

**variation** The differences in results obtained in measuring the same event more than once. The sources of variation can be grouped into two major classes: common causes and special causes. Too much variation often leads to waste and loss, such as the occurrence of undesirable patient health outcomes and increased cost of health services.

**verification** The process of checking the validity and completeness of a clinical or other credential from the source that issued the credential.

**written document** A printed or electronic document furnishing information of a formal or informal nature for a specific purpose.



# Index

## A

### Abbreviations

- do-not-use list of (MOI.4) 288–289
- not used on documents patients receive (MOI.4) 288–289
- standardized (MOI.4) 288–289

### Abuse and neglect

- assessment for (AOP.1.6) 99–100
- care for victims of (COP.3) 125–126

### Academic medical center hospitals

- eligibility for accreditation, additional criteria for, 7
- human subjects research programs. *See* Human subjects research programs
- JCI definition of, 2
- medical professional education. *See* Medical professional education
- research at, 8
- standards applicability for, 2

### Access to care and continuity of care (ACC), 57–76

- admissions criteria for specialized services (ACC.2.3) 63–64
- admissions process (ACC.2) 61
- admissions screening (ACC.1) 59–60
- assessment. *See* Assessment of patients
- complex care or complex diagnoses (ACC.4.4) 70–71
- continuity of care (ACC.3) 64–65
  - qualified individual responsible for (ACC.3.1) 65–66
- coordination of care (COP.2.1) 122–123
- delays for diagnostic or treatment services (ACC.1.2) 60–61
- discharge of patient. *See* Discharge of patient
- emergent, urgent, or immediate needs given priority (ACC.1.1) 60
- follow-up instructions in understandable form (ACC.4.3.1) 69–70

- needs of patients prioritized (ACC.2.1) 61–62
- nutrition care. *See* Nutrition care
- overview of, 57
- patient and family education and orientation (ACC.2.2) 62
- patient flow management (ACC.2.2.1) 62–63
- patient identification (IPSG.1) 44–45
- patient leaving against medical advice (ACC.4.5) 71–72
  - without notifying hospital staff (ACC.4.5.1) 71–72
- records of. *See* Medical record
- referrals (ACC.4.2) 68–69
- transfer of patient. *See* Transfer of patient
- transportation services (ACC.6) 74–75

### Account executive, 320

### Accreditation

- award. *See* Accreditation award
- certificates, 324
- policies. *See* Accreditation policies
- process. *See* Accreditation process
- publicizing, guidelines for, 324
- timeline, 317–318

### Accreditation award

- display and use of, 324
- length of, 324
- publicizing, guidelines for, 324

### Accreditation decisions

- Accredited, 323
- appeal of, 323
- Denial of Accreditation. *See* Denial of Accreditation

### Accreditation decision rules

- accreditation decisions based on, 323
- follow-up survey for failure to meet, 319

### Accreditation Participation Requirements (APRs), 33–40

- accreditation status accurately represented (APR.8) 37

- accuracy of information submitted to JCI (APR.2) 34
- changes in hospital profile reported within 30 days (APR.3) 34–35
- definition of, 3
- and immediate threat to patient safety, public health, or staff safety (APR.12) 39–40
- measurements for quality improvement (APR.7) 36–37
- misrepresentation of information (APR.2) 34
- on-site evaluations permitted (APR.4) 35–36
- overview of, 33
- performance measurement (APR.7) 36–37
- public notification on reporting safety concerns (APR.11) 39
- review of external evaluations permitted (APR.5) 36
- staff education on reporting safety concerns (APR.9) 37–38
- staff reporting of safety concerns (APR.9) 37–38
- timeliness of data submissions (APR.1) 33–34
- translation and interpretation services (APR.10) 38–39
- Accreditation policies**
  - changes affecting application (APR.3) 34–35
  - changes to site of care, treatment, or services (APR.3) 34–35
  - initial surveys, 319. *See also* Initial surveys
  - Joint Commission right to clarify information, 323
  - survey postponement policy, 321
- Accreditation process.** *See also* Accreditation survey
  - basics of, 317
  - continuous compliance with standards, 317
  - timeline of three-year cycle, 317–318
  - withdrawal from, 323
- Accreditation renewal,** 326
- Accreditation standards.** *See* Standards
- Accreditation status**
  - Accreditation Withdrawn, 323
  - Accredited, 323
  - accurately represented to public (APR.8) 37
- Accreditation survey.** *See also* Accreditation Participation Requirements
  - account executive and, 320
  - agenda for, 320
  - application for. *See* Application for accreditation
  - cancellation of, 320
  - costs of, 321. *See also* Fees for survey
  - eligibility requirements
    - for academic medical center hospitals, 7
    - general, 7
    - “in full operation” requirement for initial surveys, 7–8
    - medical research, 8
  - extension survey, 319
  - extranet site. *See* JCI Direct Connect™
  - falsification of information (APR.2, APR.8) 34, 37
  - fees for. *See* Fees for survey
  - follow-up survey, 319
  - for-cause survey, 319
  - full survey, 318–319
  - information accuracy and completeness (APR.2) 34
  - initial survey, 319. *See also* Initial surveys
  - patient tracers, 320, 322
  - postponement of, 321
  - preparing for, 320
  - process for, 322
  - purpose of, 319–320
  - report of, 322. *See also* Official Survey Findings Report
  - scheduling, 320
  - scope of, 322
  - survey team, 320
  - system tracers, 320, 322
  - tracer methodology, 320, 322
  - translation and interpretation services required (APR.10) 38–39
  - triennial survey, 319
  - types of, 318–319
  - unannounced (APR.4) 35–36
  - validation survey, 319
- Accreditation Withdrawn (accreditation decision),** 323
- Accredited (accreditation decision),** 323
- Action plan**
  - review by JCI Accreditation Central Office, 325
  - submission of (QPS.7) 186–187; 325
- Admissions**
  - criteria for specialized services (ACC.2.3) 63–64
  - process for (ACC.2) 61
  - and screening (ACC.1) 59–60
- Adverse drug events**
  - data collection on (QPS.8) 187–188
  - high-alert medications (IPSG.3) 47–48
  - monitoring for and reporting (MMU.7) 169–170

- Adverse events.** *See also* Adverse drug events; Near misses; Sentinel events  
 data collection on (QPS.8) 187–188  
 from handover communications (IPSG.2.2) 45–47  
 in human subject research (GLD.15) 232–233; (HRP.1.1) 310–311  
 and medication errors (MMU.7.1) 170  
 near misses (QPS.9) 188  
 reduction in frequency, through risk management program (QPS.11) 189  
 reported to governing entity (GLD.1.2) 213  
 reporting and acting on (HRP.6) 313–314  
 and reuse of single-use devices (PCI.7.1) 199  
 transfusion reactions (COP.3.3) 128
- Anesthesia**  
 assessment for, preanesthesia and preinduction (ASC.4) 147  
 availability of (ASC.1) 142–143  
 discharge criteria (ASC.6.1) 149  
 documentation in medical record (ASC.5) 147–148  
 managed by qualified individual (ASC.2) 143  
 monitoring and documentation of postanesthesia status (ASC.6.1) 149  
 monitoring physiological status during (ASC.6) 148  
 overview of, 141  
 planning for (ASC.5) 147–148  
 postoperative pain control discussed with patient or decision maker (ASC.5.1) 148  
 professional standards and applicable laws met (ASC.1) 142–143  
 risks, benefits, and alternatives discussed with patient or decision maker (ASC.5.1) 148
- Annual operating budget** (GLD.1.1) 212
- Antibiotic stewardship program** (MMU.1.1) 157–158
- Anticoagulants** (IPSG.3.1) 47–48
- Appeal of accreditation decision**, 323
- Application for accreditation**, 318–319  
 accuracy of information (APR.2) 34  
 changes affecting (APR.3) 34–35  
 changes reported to JCI (APR.3) 34–35
- Assessment of patients** (AOP) 91–118  
 for abuse or neglect (AOP.1.6) 99–100  
 and anesthesia or surgery (AOP.1.3.1) 97–98; (ASC.3.2, ASC.4) 145–146, 147  
 and collaboration among staff to prioritize needs (AOP.4) 103  
 conducted by qualified individuals (AOP.3) 102  
 discharge planning (AOP.1.8) 101  
 documented in medical record (AOP.1.2) 95–96  
 of dying patients and their families (AOP.1.7) 100–101  
 economic (AOP.1.1) 95  
 educational needs (PFE.2) 174–175  
 for emergency patients (AOP.1.2.1) 95–96  
 emergent, urgent, or immediate needs given priority (ACC.1.1) 60  
 for fall risk  
   inpatient population (IPSG.6) 52–53  
   outpatient population (IPSG.6.1) 52–53  
 for functional needs (AOP.1.4) 98  
 goal of, 91  
 health history (AOP.1.1) 95  
 needs of patient identified (ACC.2.1) 61–62  
 for nursing needs (AOP.1.2) 95–96  
 nutritional (AOP.1.4) 98  
 overview of, 91  
 for pain (AOP.1.5) 99  
 physical examination (AOP.1.1) 95  
 in physician office or other outpatient setting (AOP.1.3) 96–97  
 presurgical (AOP.1.3.1) 97–98; (ASC.7) 149–150  
 process defined by hospital (AOP.1) 94  
 psychological (AOP.1.1) 95  
 reassessment, intervals for (AOP.2) 101–102  
 social (AOP.1.1) 95  
 of special populations (AOP.1.6) 99–100  
 spiritual/cultural (AOP.1.1) 95  
 for transportation needs at discharge (ACC.4) 67
- Assessment of staff** (SQE.2) 260–261
- At Risk for Denial of Accreditation**, 325  
 for discovery of immediate threat to patient safety, public health, or staff safety (APR.12) 39–40  
 for failure to notify JCI of changes (APR.3) 34–35  
 for failure to submit data and information (APR.1) 33–34  
 for failure to submit Strategic Improvement Plan, 325  
 for misrepresentation of accreditation status (APR.8) 37  
 for retaliatory actions against staff who report safety issues (APR.9) 37–38

for submission of falsified information (APR.2)  
34

## B

### Behaviors undermining a culture of safety

(GLD.13.1) 230–231

### Blood bank and transfusion services

clinical guidelines and procedures for (COP.3.3)  
128

direction by qualified individual (AOP.5.11) 112

quality control measures for (AOP.5.11) 112

waste disposal requirements (PCI.7.2) 199–200

### Budget, annual operating (GLD.1.1) 212

### Bylaws (GLD.1) 211–212

## C

### Care of the dying. *See* End-of-life care

### Care of patients (COP) 119–140

assessment. *See* Assessment of patients

blood and blood products (COP.3.3) 128

change in patient's condition recognized  
(COP.3.1) 126–127

complex care or complex diagnoses (ACC.4.4)  
70–71

continuity of care (ACC.3) 64–65

qualified individual responsible for  
(ACC.3.1) 65–66

coordination of (COP.2.1) 122–123

decisions about (PFR.2) 82–83

delays for diagnostic or treatment services  
(ACC.1.2) 60–61

deterioration in patient condition (COP.3.1)  
126–127

discharge of patient. *See* Discharge of patient

documentation of clinical and diagnostic  
procedures and their results (COP.2.3)  
124–125

education. *See* Patient and family education

end-of-life care. *See* End-of-life care

food choices (COP.4) 128–129. *See also*  
Nutrition care

follow-up instructions in understandable form  
(ACC.4.3.1) 69–70

high-risk patients (COP.3) 125–126

high-risk services (COP.3) 125–126

individualized plan for each (COP.2.1) 122–123

integration of (COP.2) 121–122

nutrition therapy (COP.5) 129

orders, uniform process for prescribing  
(COP.2.2) 123–124

organ and tissue transplant services. *See* Organ  
and tissue transplant services

overview of, 119

pain assessment and management (PFR.2.2) 84;  
(COP.6) 130

patient and family education and orientation  
(ACC.2.2) 62

patient and family involvement in (PFR.2)  
82–83

patient flow management (ACC.2.2.1) 62–63

patient identification (IPSG.1) 44–45

patient leaving against medical advice (ACC.4.5)  
71–72

without notifying hospital staff (ACC.4.5.1)  
71–72

records of. *See* Medical record

referrals (ACC.4.2) 68–69

resuscitation services

availability of (COP.3.2) 127–128

staff skills in (SQE.8.1) 265

sedation or anesthesia administration. *See*  
Anesthesia; Sedation

transfer of patient. *See* Transfer of patient  
transportation services (ACC.6) 74–75

and unanticipated outcomes (PFR.2) 82–83

uniform standards of (COP.1) 121

### Certificate for accreditation, 324

### Changes to this manual

frequency of, 5

table of, 9–30

this edition, 4

### Changes within organization

and application information (APR.3) 34–35

notification of JCI required (APR.3) 34–35

site of care, treatment, or services (APR.3)  
34–35

### Chief executive officer (CEO)

appointment and evaluation of (GLD.1.1) 212

prioritizing of improvement and patient safety  
activities (GLD.5) 218–219

prioritizing of measurement processes (GLD.5)  
218–219

responsibilities described in written documents  
(GLD.3) 214–215

responsibilities of (GLD.2) 213–214

### Cleaning, CDC definition of, 197

**Clinical practice guidelines**

- for organ and tissue transplants (COP.8.6, COP.8.7) 135–136, 136
- selection and implementation of (GLD.11.2) 227–228

**Clinical privileges**

- assignment and delineation of (SQE.10) 271–273
- renewal of (SQE.12) 277–278

**Clinical trials and research**

- access to, patients and families informed about (GLD.16) 233; (HRP.7.1) 314–316
- informed consent
  - documented (GLD.18) 234
  - obtained prior to participation (GLD.18) 234
  - process for obtaining (HRP.7) 314–316
- protection of subjects
  - leadership accountable for (GLD.15) 232–233
  - patients and families informed about (GLD.17) 234
  - vulnerable populations not exploited (HRP.7.1) 314–316

**College of American Pathologists, 105****Communication**

- barriers (PFR.1.1) 79
- effectiveness (IPSG.2) 45–47; (GLD.3.2) 215–216
- ensured by leadership (GLD.3.2) 215–216
- and handovers (IPSG.2.2) 45–47
- of mission, vision, and goals (GLD.3.2) 215–216
- timeliness of reporting test results (IPSG.2.1) 45–47

**Competence of staff.** *See* Staff qualifications**Complaint resolution** (PFR.3) 84–85**Compliance with standards**

- continuous, 317
- tools for, on *JCI Direct Connect*, 318

**Confidential information, 323****Conflict of interest**

- disclosed by hospital (GLD.12.1) 228–230
- with research conducted at hospital (HRP.5) 313

**Conflicts and complaints** (PFR.3) 84–85**Continuous standards compliance**

- requirement for accreditation, 317
- tools for, on *JCI Direct Connect*, 318

**Contract research organization (CRO), definition of, 316****Contracted services**

- for diagnostic services (AOP.6.8) 117–118
- included in quality improvement and patient safety program (GLD.6.1) 219–220
- included in quality measures (GLD.11) 225–226
- of independent practitioners (GLD.6.2) 220
- selection and monitoring of, by leadership (GLD.6) 219
- for transportation (ACC.6) 74–75

**Costs of survey.** *See* Fees for survey**Credentials**

- of contracted independent practitioners (GLD.6.2) 220
- current, (SQE.12) 277–278
- documentation of (SQE.9.2) 267–271
- explained, 268
- gathering process (SQE.9) 267–271
- of laboratory staff (AOP.5.2) 105–106
- of medical staff
  - managed (SQE.9.1) 267–271
  - verified (SQE.9.1) 267–271
- of medical students and trainees (MPE.7) 308
- of nursing staff
  - verified (SQE.13) 278–279
  - work assignments based on (SQE.14) 279–280
- of other practitioners
  - verified (SQE.15) 280–281
  - work assignments based on (SQE.16) 281–282
- verification of, explained, 268–269

**Critical test results, timeliness of reporting**

- (IPSG.2.1) 45–47

**Culture of safety**

- creation and support of, by leadership (GLD.13) 230–231
- definition of, 230
- monitoring and improvement of (GLD.13.1) 230–231
- organizational structure and processes to support (GLD.8) 223

**D****Data collection and analysis**

- on adverse events (QPS.8) 187–188
- education and training of staff involved in (MOI.7) 290–291
- for infection prevention and control activities (PCI.10) 204–205

- on infection risks and infection rates (PCI.6.1) 196–197
- on medication errors (QPS.8) 187–188
- to monitor texted medication orders (COP.2.2) 123–124
- to monitor use of new medications (MMU.2.1) 159–160
- on near-miss events (QPS.9) 188
- for quality improvement measurement systems (APR.7) 36–37
- on resource use (QPS.5) 185
- on selected performance measures (QPS.2) 182
- to support replacing or upgrading equipment (FMS.10) 254
- on timeliness of critical tests reporting (IPSG.2.1) 45–47
- on undesirable trends and variations (QPS.8) 187–188
- Decision rules for accreditation**
  - accreditation decisions based on, 323
  - follow-up survey for failure to meet, 319
- Denial of Accreditation**
  - At Risk for Denial of Accreditation not resolved, 325
  - for failure to provide accurate and complete information to JCI (APR.2) 34
  - for failure to submit data and information to JCI in timely manner (APR.1) 33–34
  - for threat to public or patient safety, 322
- Diet.** *See* Nutrition care
- Disaster preparedness**
  - development, maintenance, and testing of program for (FMS.6) 246–247
  - staff training for roles in (FMS.11.1) 254–255
- Discharge of patient**
  - from anesthesia care (ASC.6.1) 149
  - and continuing care needs (ACC.4.1) 68
  - education of patient and family on continuing care needs (ACC.4.1) 68
  - documented in medical record (ACC.4.3.2) 70
  - planning for (AOP.1.8) 101
  - process for (ACC.4) 67
  - from specialized services (ACC.2.3.1) 63–64
  - summary of
    - complete (ACC.4.3) 69
    - included in medical record (ACC.4.3.2) 70
    - transportation needs at time of (ACC.4) 67
- Disinfection, description of,** 197–198
- Documentation.** *See* Management of information; Medical record
- Drugs.** *See* Medication management and use
- Dying patient.** *See* End-of-life care
- E**
- E-App.** *See* Application for accreditation
- Education of patient and family.** *See* Patient and family education
- Education of staff.** *See* Orientation, training, and education of staff
- Effective date of manual,** 5, 317
- Electrical power**
  - alternative sources for (FMS.9.2) 251–253
  - availability at all times (FMS.9.2) 251–253
  - emergency system testing (FMS.9.2.1) 251–253
  - system disruptions (FMS.9.2) 251–253
- Eligibility requirements for accreditation survey,** 7–8
  - academic medical center hospitals, 7
  - hospitals, 7
  - “in full operation” requirement for initial surveys, 7–8
  - medical research, 8
  - principal site, definition of, 8
- Emergency management.** *See* Disaster preparedness
- Emergency power source** (FMS.9.2.1) 251–253
- Employees.** *See* Staff
- End-of-life care**
  - assessment and reassessment of patient and family (AOP.1.7) 100–101
  - comfort and dignity optimized (COP.7) 131
  - pain assessment and management (PFR.2.2) 84
  - patient and family involvement in care decisions (PFR.2) 82–83
  - personal, cultural, and societal influences (PFR.2.2) 84
- Epidemiology.** *See* Prevention and control of infection
- Equipment, medical.** *See* Medical equipment
- Ethical management**
  - for business and operational issues (GLD.12.1) 228–230
  - for clinical care decision making (GLD.12.2) 228–230
  - framework established for (GLD.12) 228–230
- Extension survey,** 319
- Extranet site.** *See* JCI Direct Connect™

**F**

- Facility management and safety (FMS)** 237–256
  - compliance with law and regulation (FMS.1) 239–240
  - data collection and analysis to plan replacement and upgrades (FMS.10) 254
  - disaster preparedness. *See* Disaster preparedness
  - electrical power. *See* Electrical power
  - fire safety. *See* Fire safety
  - hazardous materials and waste. *See* Hazardous materials and waste
  - measurement, selection and use of (APR.7) 36–37
  - medical equipment. *See* Medical equipment
  - nonsmoking policy (FMS.7.2) 249
  - oversight and direction by qualified individual(s) (FMS.3) 241–242
  - overview of, 237
  - planning and implementation of program for (FMS.4) 242–243
  - risk management program (FMS.2) 240–241
  - safety. *See* Safety
  - security (FMS.4.1, FMS.11.1) 242–243, 254–255
  - smoking policy (FMS.7.2) 249
  - staff training in roles relative to (FMS.11) 254–255
  - utility systems. *See* Utility systems
  - water. *See* Water systems
- Failure mode and effects analysis (FMEA)** (QPS.11) 189
- Falls, risk reduction**
  - inpatient population (IPSG.6) 52–53
  - outpatient population (IPSG.6.1) 52–53
- Falsification of information**
  - in accreditation process (APR.2) 34
  - on accreditation status (APR.8) 37
  - definition of, 34
- Fees for survey**
  - billing options, 321
  - payment schedule of, 321
  - postponement of survey, 321
  - travel costs, 321
- Fire safety**
  - detection devices, testing of (FMS.7.1) 247–249
  - program establishment and implementation (FMS.7) 247–249
  - program testing (FMS.7.1) 247–249
  - smoking restrictions (FMS.7.2) 249
  - staff training for roles in (FMS.11.1) 254–255

- Food.** *See* Nutrition care
- For-cause surveys,** 319
- Full operation, definition of,** 7–8

**G**

- Gold Seal of Approval™,** 37, 318, 324
- Governance, leadership, and direction (GLD)** 207–236
  - capital and operating budget (GLD.1.1) 212
  - chief executive officer. *See* Chief executive officer
  - clinical practice guidelines selected and implemented (GLD.11.2) 227–228
  - clinical services planned (GLD.3.1) 215
  - clinical staff, structure of (GLD.8) 223
  - communication effective and timely (GLD.3.2) 215–216
  - and contracts. *See* Contracted services
  - and culture of safety
    - creation and support of (GLD.13) 230–231
    - monitoring and improvement of (GLD.13.1) 230–231
    - organizational structure and processes to support (GLD.8) 223
  - for departments and services
    - coordination or integration among (GLD.10) 225
    - directed by qualified individuals (GLD.9) 224
    - identification of services provided by (GLD.10) 225
    - improvement in quality and patient safety in (GLD.11) 225–226
  - for education of health professionals
    - continuing education (GLD.3.3) 216
    - parameters for, defined (GLD.14) 231–232
    - role in medical professional education (MPE.1) 304
  - ethical management
    - for business and operational issues (GLD.12.1) 228–230
    - for clinical care decision making (GLD.12.2) 228–230
    - framework established for (GLD.12) 228–230
  - governance
    - bylaws, policies, and procedures (GLD.1) 211–212
    - quality and patient safety program oversight (GLD.1.2) 213

structure and authority of (GLD.1) 211–212  
 written documents for (GLD.1.1) 212  
 and human subjects research. *See* Human subjects research programs  
 leadership identified (GLD.3) 214–215  
 levels of, illustrated, 207–209  
 measurement of processes, priorities for (GLD.5) 218–219  
 mission of hospital defined (GLD.3) 214–215  
 overview of, 207  
 performance evaluations based on measurements (GLD.11.1) 226–227  
 quality and patient safety (GLD.4, GLD.4.1) 216–218  
 resource purchase and use (GLD.7) 221  
 staff recruitment, retention, and development (GLD.3.3) 216  
 supply chain management and safety (GLD.7.1) 222–223  
 support of patient and family rights (PFR.1) 78–79

## H

**Hand hygiene** (IPSG.5) 51  
**Handoffs** (IPSG.2.2) 45–47  
**Handovers** (IPSG.2.2) 45–47  
**Hazard vulnerability analysis (HVA)** (QPS.11) 189  
**Hazardous materials and waste**  
 disposal of (FMS.5.1) 244–246  
 and human subjects research programs (HRP.6) 313–314  
 inventory for (FMS.5) 244–246  
 laboratory process for risk reduction with (AOP.5.3.1) 107  
 staff training for roles with (FMS.11.1) 254–255  
 storage of (FMS.5) 244–246  
 written program for risk management (FMS.2) 240–241  
**Health care–associated infection**  
 hand-hygiene guidelines (IPSG.5) 51  
 risk reduction (IPSG.5) 51  
**High-alert medications**  
 concentrated electrolytes, safe use of (IPSG.3.1) 47–48  
 example lists available, 47–48  
 process to improve safety of (IPSG.3) 47–48  
**Hospital leaders.** *See* Governance, leadership, and direction  
**How to use this manual,** 3

**Human resources.** *See* Staff; Staff qualifications  
**Human subjects research programs,** 232–235, 309–316  
 access to, patients and families informed about (GLD.16) 233; (HRP.7.1) 314–316  
 compliance with regulatory and professional requirements (HRP.1.1) 310–311  
 conflicts of interest with (HRP.5) 313  
 contract organizations, accountabilities of (HRP.3.1) 312  
 guided by law, regulation, and leadership (GLD.15) 232–233  
 informed consent  
 documented (GLD.18) 234  
 obtained prior to participation (GLD.18) 234  
 process for obtaining (HRP.7) 314–316  
 oversight of (GLD.19) 235  
 overview of, 309  
 protection of subjects  
 leadership accountable for (GLD.15) 232–233; (HRP.1) 310–311  
 patients and families informed about (GLD.17) 234  
 vulnerable populations not exploited (HRP.7.1) 314–316  
 quality and patient safety (HRP.6) 313–314  
 review of, initial and ongoing (HRP.4) 312–313  
 scope of, established by leadership (HRP.2) 311  
 sponsors, requirements for (HRP.3) 311–312

## I

**Icon used in manual,** 4  
**Identification of patients (IPSG.1)** 44–45  
**Immediate threat to patient safety, public health, or staff safety** (APR.12) 39–40  
**Immunizations and vaccinations for staff** (SQE.8.2.1) 266–267  
**Implantable medical device, definition of,** 152  
**Infection prevention and control.** *See* Prevention and control of infection  
**Infectious waste disposal** (PCI.7.2) 199–200  
**Information management.** *See* Management of information  
**Informed consent**  
 adequate information provided to facilitate (PFR.5.3) 87–88  
 granted by someone other than patient (PFR.5.4) 88



- for organ and tissue transplantation (COP.8.5) 134–135
  - for organ and tissue transplantation with living donor (COP.9.1) 137–138
  - for procedural sedation (PFR.5.2) 87
  - process for (PFR.5.1) 86–87
  - in research projects
    - documented (GLD.18) 234
    - obtained prior to participation (GLD.18) 234
    - process for obtaining (HRP.7) 314–316
  - for surgery, anesthesia, and other high-risk procedures (PFR.5.2) 87
  - Initial surveys**
    - and follow-up survey, 319
    - “in full operation” requirement for, 7–8
    - and primary source verification exception, 269
  - Integrity of health information (MOI.2)** 287–288
  - Intents, definition of,** 3–4
  - International Conference on Harmonisation (ICH),** regulation and professional standards for clinical studies (HRP.1) 310–311, 316
  - International Patient Safety Goals (IPSG),** 43–55
    - communication effectiveness (IPSG.2) 45–47
      - handover communication (IPSG.2.2) 45–47
      - test results, timely reporting of (IPSG.2.1) 45–47
    - concentrated electrolytes, safe use of (IPSG.3.1) 47–48
    - fall risk reduction
      - inpatient population (IPSG.6) 52–53
      - outpatient population (IPSG.6.1) 52–53
    - hand hygiene (IPSG.5) 51
    - handover communication (IPSG.2.2) 45–47
    - health care–associated infections, risk reduction (IPSG.5) 51
    - high-alert medications (IPSG.3) 47–48
    - overview of, 43
    - patient identification accuracy (IPSG.1) 44–45
    - preoperative verification and surgical site marking (IPSG.4) 48–51
    - test results, timely reporting of (IPSG.2.1) 45–47
    - time-out prior to surgical procedure (IPSG.4.1) 49–51
  - Interpretation services, for accreditation survey (APR.10)** 38–39
- J**
- JCI Direct Connect™ (extranet site)**
    - access to, 318
    - application for accreditation on, 318
    - content on, 318
    - Official Survey Findings Report posted on, 322
    - performance measures listed on, 37
    - resources and tools available on, 318
  - Joint Commission International**
    - account executive, 320
    - Accreditation Central Office
      - appeal for accreditation decisions directed to, 323
      - contact information for, 2, 302
      - review of preliminary survey findings, 322
      - review of root cause analysis and action plan, 325
      - review of Strategic Improvement Plan, 324
    - contact information for, 1
    - extranet site. *See* JCI Direct Connect™
    - Gold Seal of Approval®, 37, 318, 324
    - International Patient Safety Goals, 43–54. *See also* International Patient Safety Goals
    - Office of Quality and Safety Monitoring, 33, 326
    - sentinel events reported to, 325
    - website, 3
- L**
- Laboratory services**
    - and applicable law and regulation (AOP.5) 103–104
    - availability of (AOP.5) 103–104
    - contract laboratories (AOP.5.10) 111
    - equipment inspection, maintenance, and calibration (AOP.5.5) 108
    - and exposure to biohazardous material (AOP.5.3.1) 107
    - and exposure to infectious diseases (AOP.5.3.1) 107
    - management by qualified individual (AOP.5.1) 104
    - norms and ranges established for tests (AOP.5.8) 109–110
    - point-of-care testing (AOP.5.1.1) 105
    - proficiency testing (AOP.5.9.1) 110–111
    - quality control procedures for (AOP.5.9) 110–111

quality monitoring for reference or contract laboratories (AOP.5.10.1) 111  
 reagents and supplies for (AOP.5.6) 108–109  
 reference laboratories (AOP.5.10) 111  
 results reported in timely manner (AOP.5.4) 107–108  
 risk reduction procedures in (AOP.5.3.1) 107  
 safety program for (AOP.5.3) 106  
 specimen handling (AOP.5.7) 109  
 staff qualifications (AOP.5.2) 105–106

**Leadership.** *See* **Governance, leadership, and direction**

**Life-sustaining treatment, patients' rights and** (PFR.2.1) 83–84

**Look-alike/sound-alike medications** (IPSG.3) 47–48

**M**

**Management of information** (MOI) 285–299

confidentiality of information (MOI.2) 287–288

diagnosis and procedure codes standardized (MOI.4) 288–289

documents

managed consistently and uniformly (MOI.8) 291–292

policies and procedures implemented (MOI.8.1) 292

standardized formats for (MOI.8) 291–292

integrity of health information (MOI.2) 287–288

interruptions in

management plan for (MOI.14) 297–298

staff training on alternate procedures (MOI.14) 297–298

medical records. *See* **Medical record**

overview of, 285

planning and design for (MOI.1) 286–287

privacy of information (MOI.2) 287–288

protection from loss, destruction, and tampering (MOI.6) 290

retention time of records, data, and information (MOI.3) 288

security of information (MOI.2) 287–288

staff education in principles of (MOI.7) 290–291

standardized codes, symbols, and abbreviations (MOI.4) 288–289

technology systems

assessed and tested prior to implementation (MOI.13) 296–297

downtime, planned and unplanned

(MOI.14) 297–298

evaluated for quality and patient safety

(MOI.13) 296–297

timeliness of dissemination (MOI.5) 289–290

**Measurable elements (MEs), definition of, 4**

**Medical equipment**

data collection and analysis to plan replacement and upgrades of (FMS.10) 254

education of patient and family on use of (ACC.4.1) 68

infection prevention and control needed with (PCI.7) 197–199

inspection, testing, and maintenance of (FMS.8) 249–250

inventory of (FMS.8) 249–250

patient transfers and (ACC.5.1) 72–73

problems or failures with (FMS.8.1) 250

recalls of (FMS.8.1) 250

for resuscitation (COP.3.2) 127–128

staff training to operate and maintain

(FMS.11.2) 254–255; (SQE.8) 264–265

**Medical history** (AOP.1.3) 96–97

**Medical professional education (MPE)** 303–308

clinical staff and facility consistent with program goals (MPE.2) 305

clinical teaching staff roles (MPE.3) 305–306

coordination and management of (MPE.5) 306–307

governing body, role of (MPE.1) 304

overview of, 303

students and trainees

care and services provided by (MPE.6, MPE.7) 307–308, 308

compliance with hospital policies and procedures (MPE.6) 307–308

credentialing and privileging of (MPE.7) 308

supervision of, frequency and intensity (MPE.4) 306

**Medical record**

adequacy of information in (MOI.9.1) 292–293

anesthesia use documented (ASC.5) 147–148

assessment for content and completeness of (MOI.12) 295–296

author and time of entry included in (MOI.11.1) 294

authorization to make entries in (MOI.11) 294

- complex care or complex diagnoses (ACC.4.4) 70–71
- contents of (MOI.9) 292–293
- copy-and-paste function, proper use of (MOI.11.1.1) 294–295
- discharge information in (ACC.4.3.2) 70
- educational needs recorded in (PFE.2) 174–175
- emergency care information in (MOI.10) 293
- maintenance of (MOI.9) 292–293
- medication use documented in (MMU.4.3) 164
- standardized content and format for (MOI.9) 292–293
- surgical procedures documented in (ASC.7.2) 150–151
- transfer information in (ACC.5.3) 74
- Medical staff**
  - appointment to
    - definition of, 269–270
    - process for (SQE.9.2) 267–271
  - behaviors of 273–274
  - care of patients, monitoring of quality (SQE.11) 273–276
  - clinical privileges of
    - assignment and delineation of (SQE.10) 271–273
    - renewal of (SQE.12) 277–278
  - clinical results of, 275–276
  - contracted staff. *See* Contracted services
  - credentials
    - current (SQE.9.1) 267–271
    - management of (SQE.9) 267–271
    - process for gathering (SQE.9) 267–271
    - verification of (SQE.9.1) 267–271
  - definition of, 268
  - evaluation and monitoring of, ongoing (SQE.11) 273–276
  - professional growth of, 274–275
  - reappointment to
    - definition of, 270, 277
    - factors considered for (SQE.12) 277–278
- Medication, definition of, 155**
- Medication errors**
  - data analysis on (QPS.8) 187–188
  - defined by hospital (MMU.7.1) 170
  - look-alike/sound-alike medications (IPSG.3) 47–48
  - process for reporting and acting on (MMU.7.1) 170
- Medication management and use (MMU)** 155–171
  - administering
    - by qualified individuals (MMU.6) 168
    - self-administration policy (MMU.6.2) 169
    - verification of orders (MMU.6.1) 168–169
  - adverse drug events (MMU.7.1) 170
  - antibiotic stewardship program (MMU.1.1) 157–158
  - availability of medications, including after hours (MMU.2) 159
  - directed by qualified professional (MMU.1) 156–157
  - drug information available (MMU.1) 156–157
  - emergency medications (MMU.3.2) 161–162
  - errors, process for reporting (MMU.7.1) 170
  - high-alert medications (IPSG.3) 47–48
  - look-alike/sound-alike medications (IPSG.3) 47–48
  - medication list and use maintained and monitored (MMU.2.1) 159–160
  - monitoring of effects on patients (MMU.7) 169–170
  - near misses, process for reporting (MMU.7.1) 170
  - organized to meet patient needs (MMU.1) 156–157
  - overview of, 155
  - preparing and dispensing
    - environment for, safe and clean (MMU.5) 165
    - orders reviewed for appropriateness (MMU.5.1) 165–167
    - right dose, right patient, right time (MMU.5.2) 167
  - prescribing, ordering, and transcribing
    - completeness of order defined by hospital (MMU.4.1) 163–164
    - documented in medical record (MMU.4.3) 164
    - policy and procedure for (MMU.4) 162–163
    - qualified individuals perform (MMU.4.2) 164
  - procurement for unavailable (MMU.2) 159
  - recall system (MMU.3.3) 162
  - sample medications (MMU.3.1) 161
  - self-administration policy (MMU.6.2) 169
  - special-handling requirements (MMU.3.1) 161
  - storage, proper and safe (MMU.3) 160
- Misrepresentation of accreditation status (APR.8)** 37

**Multidrug-resistant organisms (MDROs)**

(MMU.1.1) 157–158

**N****Near misses**

defined by hospital (MMU.7.1) 170; (QPS.9) 188

identification and analysis of (QPS.9) 188

with medications (MMU.7.1) 170

**Neglect and abuse**

assessment of (AOP.1.6) 99–100

care for victims of (COP.3) 125–126

**Nonsmoking policy** (FMS.7.2) 249**Nursing staff**

clinical work assignments (SQE.14) 279–280

collaboration with other staff for patient care (AOP.4) 103

credentials verified (SQE.13) 278–279

identification of job responsibilities (SQE.14) 279–280

performance evaluations and reviews (GLD.11.1) 226–227; (SQE.14.1) 279–280

and prevention and control of infection (PCI.2) 193–194

professional education of (GLD.14) 231–232

professional staff structure for (GLD.8) 223

quality improvement activities of (SQE.14.1) 279–280

**Nutrition care**

cultural, religious, and ethnic preferences respected (COP.4) 128–129

family education on (COP.4) 128–129

food choices (COP.4) 128–129

nutrition therapy (COP.5) 129

and prevention and control of infection (PCI.7.4) 201

storage conditions (COP.4) 128–129

**O****Office of Quality and Safety Monitoring**, 33, 326**Official Survey Findings Report**posted on *JCI Direct Connect*, 322

received within 15 days after survey, 318

request for revision of, 322

reviewed by JCI Accreditation Central Office, 322

**Organ and tissue transplant services**

care plan for patients individualized (COP.8.7) 136

coordination mechanism among staff for (COP.8.3) 133–134

eligibility criteria for candidates (COP.8.4) 134

information provided to potential donors (PFR.6) 89–90

informed consent specific to (COP.8.5) 134–135

leadership role in (COP.8) 132

living donor transplantation

adherence to law and regulation (COP.9) 137

care plans individualized for donors (COP.9.3) 138–139

informed consent specific to (COP.9.1) 137–138

rights of donors protected (COP.9) 137

selection criteria for (COP.9.2) 138

management by qualified individual(s) (COP.8.1) 132

multidisciplinary team for (COP.8.2) 133

organ recovery and receipt protocols and guidelines (COP.8.6) 135–136

oversight of process for (PFR.6.1) 89–90

resources provided by leadership (COP.8) 132

**Organized medical staff.** *See* Medical staff**Orientation, training, and education of staff**

documentation of (SQE.5) 262–263

on end-of-life care (COP.7) 131

on fire safety (FMS.11.1) 254–255

on hazardous materials (FMS.11.1) 254–255

on information systems downtime, planned and unplanned (MOI.14) 297–298

on information use and management (MOI.7) 290–291

in-service training (SQE.8) 264–265

leadership responsibility for (GLD.3.3, GLD.9) 216, 224

on medical equipment (FMS.11.2) 254–255

for medical students and trainees (MPE.6) 307–308

on organ donation and procurement (PFR.6.1) 89–90

on pain management (COP.6) 130

on prevention and control of infection (PCI.11) 205

on reporting of safety concerns (APR.9) 37–38

on resuscitation techniques (SQE.8.1) 265

on security (FMS.11.1) 254–255

on utility systems (FMS.11.2) 254–255

**P**

“P” icon used in manual, 4

**Pain assessment and management**

- education of patient and family on (COP.6) 130
- patient right to (PFR.2.2) 84
- postoperative (ASC.5.1) 148
- screening for (AOP.1.5) 99

**Patient care services.** *See* Care of patients

**Patient and family education (PFE) 173–176**

- ability and willingness to learn assessed (PFE.2.1) 175
  - collaboration among health care practitioners in (PFE.4) 176
  - on continuing care needs after discharge (ACC.4.1) 68
  - educational needs assessed and recorded in medical record (PFE.2) 174–175
  - for inpatient admission (ACC.2.2) 62
  - on medical equipment use (ACC.4.1) 68
  - on nutrition (COP.4) 128–129
  - overview of, 173
  - on pain management (COP.6) 130
  - participation in care decisions supported by (PFE.1) 174
  - on prevention and control of infection (PCI.11) 205
  - on rehabilitation techniques (ACC.4.1) 68
  - in understandable form (ACC.4.3.1) 69–70
  - values and preferences considered (PFE.3) 175
- Patient and family rights (PFR) 77–90**
- care at end of life (PFR.2.2) 84
  - care decisions, participation in (PFR.2) 82–83
  - complaint response or resolution (PFR.3) 84–85
  - consent for treatment
    - adequate information provided to facilitate (PFR.5.3) 87–88
    - general (PFR.5) 85–86
    - granted by someone other than patient (PFR.5.4) 88
    - informed (PFR.5.1, PFR.5.2) 86–87, 87
  - decisions about care (PFR.2) 82–83
  - dignity supported (PFR.1.2) 80
  - information on all aspects of care (PFR.2) 82–83
  - information in understandable form (PFR.4) 85
  - informed consent (PFR.5.1) 86–87
  - leadership role to support (PFR.1) 78–79
  - and life-sustaining treatment (PFR.2.1) 83–84
  - overview of, 77
  - pain assessment and management (PFR.2.2) 84

personal possessions protected from theft or loss (PFR.1.4) 81

privacy and confidentiality of care and information (PFR.1.3) 80–81

protection from physical assault (PFR.1.5) 81–82

reduction of physical, language, or cultural barriers (PFR.1.1) 79

refusal or discontinuation of treatment (PFR.2.1) 83–84

in research projects. *See* Clinical trials and research

spiritual and religious needs respected (PFR.1.2) 80

and unanticipated outcomes of care (PFR.2) 82–83

in withholding resuscitative services (PFR.2.1) 83–84

**Patient flow management (ACC.2.2.1) 62–63**

**Patient identification**

accuracy of (IPSG.1) 44–45

with use of blood and blood products (COP.3.3) 128

**Patient rights.** *See* Patient and family rights

**Patient safety.** *See* Quality improvement and patient safety

**Patient tracers, 320, 322**

**Performance evaluations**

for chief executive officer (GLD.1.1) 212

for medical staff (SQE.11) 273–276

for staff (SQE.2) 260–261

**Performance measurement**

data collection for (QPS.2) 182

selection and use of performance measures (APR.7) 36–37

**Personal protective equipment (PCI.9) 204**

**Pharmacy services.** *See also* Medication

management and use

after hours (MMU.2) 159

compliance with applicable law and regulation (MMU.1) 156–157

supervised by qualified individual (MMU.1) 156–157

**Plan of care**

change in, and reassessment (AOP.2) 101–102

individualized, based on assessment (COP.2.1) 122–123

postsurgical (ASC.7.3) 151–152

revision and review of (COP.2.1) 122–123

**Point-of-care testing**

- definition of, 105
- management of (AOP.5.1.1) 105

**Policy icon used in manual, 4****Prescribing or ordering medications.** *See*

- Medication management and use

**Prevention and control of infection (PCI)**

- 191–206
- barrier precautions for (PCI.8) 202–203
- comprehensive program designed and implemented (PCI.5) 195–196
- coordination of activities for (PCI.2) 193–194
- with demolition, construction, and renovation (PCI.7.5) 201–202
- disinfectant use (PCI.9) 204
- education of staff, patients, and families on (PCI.11) 205
- emergency preparedness for global communicable diseases (PCI.8.2) 203–204
- food service and (PCI.7.4) 201
- global communicable diseases (PCI.8.2) 203–204
- guidelines, laws, and standards met (PCI.3) 194–195
- hand hygiene (IPSG.5) 51
- health care–associated infections, risk reduction (IPSG.5) 51
- influx of infectious patients, process for (PCI.8.1) 202–203
- isolation procedures for (PCI.8) 202–203
- management by qualified individual(s) (PCI.1) 193
- mechanical and engineering controls for (PCI.7.5) 201–202
- medical/surgical equipment, devices, and supplies (PCI.7) 197–199
- multidrug-resistant organisms (MMU.1.1) 157–158
- overview of, 191
- personal protective equipment (PCI.9) 204
- and quality improvement and safety program (PCI.10) 204–205
- rates of infection tracked (PCI.6.1) 196–197
- resources provided by leadership for (PCI.4) 195
- risk-based approach to (PCI.6) 196–197
- risks of infection tracked (PCI.6.1) 196–197
- sharps and needles, handling and disposal of (PCI.7.3) 200
- single-use devices (PCI.7.1) 199
- waste disposal requirements (PCI.7.2) 199–200

**Primary source verification**

- required for, 278–279, 281
- substitute for, 269

**Principal site, definition of, 8****Privacy**

- of care (PFR.1.3) 80–81
- of human research subject data (HRP.3) 311–312
- of information (PFR.1.3) 80–81; (MOI.2) 287–288

**Proactive risk assessment** (QPS.11) 189; (FMS.4) 243**Procedural sedation**

- administration and monitoring of
  - according to professional guidelines (ASC.3.2) 145–146
  - by qualified individuals (ASC.3.1) 144–145
- definition of, 144
- informed consent prior to (PFR.5.2) 87
- risks, benefits, and alternatives discussed with patient and family (ASC.3.3) 146

**Product recalls**

- implantable medical devices (ASC.7.4) 152–153
- laboratory equipment (AOP.5.5) 108
- medical equipment (FMS.8.1) 250
- medications (MMU.3.3) 162
- radiology equipment (AOP.6.5) 115–116

**Psychosocial services** (AOP.1.7) 100–101**Q****Quality improvement and patient safety** 179–190

- achieved and sustained (QPS.10) 188–189
- aggregation and analysis of data to support (QPS.4) 183
- aggregation and analysis done by qualified individuals (QPS.4.1) 184
- data collection for (APR.7) 36–37
- data validation process (QPS.6) 185–186
- hospitalwide priority improvements analyzed for impact (QPS.5) 185
- implementation priorities determined by leadership (GLD.5) 218–219
- leadership responsibility for (GLD.4) 216–218
- management by qualified individual (QPS.1) 181–182
- measure selection process (QPS.2) 182
- measurement activities (QPS.2) 182
- measurement priorities determined by leadership (GLD.5) 218–219

near-miss events, identification and analysis of (QPS.9) 188  
 overview of, 179  
 participation of health care practitioners in (SQE.16.1) 281–282  
 participation of nursing staff in (SQE.14.1) 279–280  
 prevention and control of infection integrated with (PCI.10) 204–205  
 risk management program (QPS.11) 189  
 sentinel events, identification and management of (QPS.7) 186–187. *See also* Sentinel events  
 supported by current scientific and professional information (QPS.3) 182–183  
 undesirable trends and variations analyzed (QPS.8) 187–188

## R

**Radioactive materials** (FMS.5, FMS.5.1) 244–246

**Radiology and diagnostic imaging services** and applicable law and regulation (AOP.6) 112–113

availability of (AOP.6) 112–113  
 contracted sources of (AOP.6.7) 117  
 equipment maintenance, inspection, and calibration (AOP.6.5) 116  
 management by qualified individual (AOP.6.1) 113–114  
 quality control procedures for (AOP.6.7) 117  
 quality control results reviewed regularly (AOP.6.8) 117–118  
 results available in timely manner (AOP.6.4) 115–116  
 safety guidelines for staff and patients (AOP.6.3) 114–115  
 staff qualifications (AOP.6.2) 114  
 x-ray film and supplies available (AOP.6.6) 116–117

**Reassessment of patient** (AOP.2) 101–102

**Recalls.** *See* **Product recalls**

**Record of care, treatment, and services.** *See* Medical record

**Referrals** (ACC.4.2) 68–69

**Rehabilitation techniques** (ACC.4.1) 68

**Renewal of accreditation,** 326

**Research, patient rights in.** *See* Clinical trials and research

**Resuscitation services**

availability of (COP.3.2) 127–128

staff skills in (SQE.8.1) 265

**Rights of patients and families.** *See* Patient and family rights

**Root cause analysis** (QPS.7) 186–187

## S

**Safety.** *See also* International Patient Safety Goals; Facility management and safety concerns about

reporting to JCI (APR.11) 39  
 reporting by public (APR.11) 39  
 reporting by staff (APR.9) 37–38

culture of. *See* Culture of safety

definition of, 242

disasters. *See* Disaster preparedness

during demolition, construction, and renovation (FMS.4.2.1) 243–244

fire safety. *See* Fire safety

hazardous materials. *See* Hazardous materials and waste

immediate threat to patient safety, public health, or staff safety (APR.12) 39–40

improvement in (GLD.11) 225–226

in laboratories (AOP.5.3) 106

and medication use (IPSG.3) 47–48

of physical facility. *See* Facility management and safety

smoking policy (FMS.7.2) 249

of supply chain (GLD.7.1) 222–223

**Safety culture.** *See* Culture of safety

**Sample medications** (MMU.3.1) 161

**Scope of accreditation survey,** 322

**Security**

of data and health information (QPS.4) 183; (MOI.2) 287–288

definition of, 242

of environment (FMS.4.1) 242–243

staff training for roles in (FMS.11.1) 254–255

**Sedation**

administration and monitoring of according to professional guidelines (ASC.3.2) 145–146

by qualified individuals (ASC.3.1) 144–145

availability of (ASC.1) 142–143

procedural. *See* Procedural sedation

professional standards and applicable laws met (ASC.1) 142–143

risks, benefits, and alternatives discussed with patient and family (ASC.3.3) 146

- services managed by qualified individual (ASC.2) 143
  - standardized administration of (ASC.3) 144
  - Sentinel events**
    - definition of (QPS.7) 186–187
    - difference from medical errors, 325
    - identification and management of (QPS.7) 186–187
    - reported to governing entity (GLD.1.2, GLD.4.1) 213, 216–218
    - reported to JCI, 325
    - response by hospital to, 325
    - root cause analysis required for (QPS.7) 186–187
  - Smoking policy** (FMS.7.2) 249
  - Special populations, list of** (AOP.1.6) 99–100
  - Spiritual and religious needs of patient** (PFR.1.2) 80
  - Staff**
    - documented personnel information for (SQE.5) 262–263
    - education. *See* Orientation, training, and education of staff
    - evaluation of (SQE.2) 260–261
    - immunization program for (SQE.8.2.1) 266–267
    - mental health of (SQE.8.2) 265–267
    - number, types, and qualifications needed, identified by leaders (SQE.6) 263
    - orientation to hospital, department, and job (SQE.7) 264. *See also* Orientation, training, and education of staff
    - physical health of (SQE.8.2) 265–267
    - qualifications. *See* Staff qualifications
    - recruitment of (GLD.3.3) 216; (SQE.2) 260–261
    - retention of (GLD.3.3) 216
    - strategy for meeting hospital needs (SQE.6) 263
    - strategy reviewed and updated (SQE.6.1) 263
    - vaccination program for (SQE.8.2.1) 266–267
  - Staff qualifications**
    - for clinical staff (SQE.3) 261
    - defined by department leaders (SQE.1) 259
    - job descriptions (SQE.1.1) 259–260
    - for new staff (SQE.2) 260–261
    - for nonclinical staff (SQE.4) 262
    - overview of, 257
    - resuscitative skills (SQE.8.1) 265
  - Standards**
    - for academic medical center, 2
    - availability for international use, 2
    - definition of, 3
    - development and refinement of, 1–2
    - and national and local laws, 3
    - organization of, 2
  - Sterilization, methods of**, 198
  - Strategic Improvement Plan (SIP)**
    - At Risk for Denial of Accreditation for failure to submit, 324, 325
    - purpose of, 324
    - required when hospital found not compliant with APR.7 or APR.11, 37, 39
    - required when measurable elements are not met or are partially met, 269, 324
  - Surgical care**, 149–153
    - aftercare planned and documented (ASC.7.3) 151–152
    - implanted devices (ASC.7.4) 152–153
    - planning and documentation of (ASC.7) 149–150
    - procedure documented in medical record (ASC.7.2) 150–151
    - risks, benefits, and alternatives discussed with patient and family (ASC.7.1) 150
  - Surrogate decision-maker** (PFR.5.4) 88
  - Survey.** *See* Accreditation survey
  - Survey agenda**, 320
  - Survey fees.** *See* Fees for survey
  - Survey findings report.** *See* Official Survey Findings Report
  - Survey team**, 320
  - System tracers**, 320, 322
- T**
- Telemedicine**, 220
  - Teleradiology**, 220
  - Time-out prior to surgical procedure** (IPSG.4.1) 49–51
  - Tracer methodology**
    - patient tracers, 320, 322
    - system tracers, 320, 322
  - Training.** *See* Orientation, training, and education of staff
  - Transfer of patient**
    - basis for (ACC.5) 72–73
    - clinical summary given to receiving organization (ACC.5.2) 73–74
    - documented in medical record (ACC.5.3) 74
    - information on care transferred (ACC.3.2) 66
    - safety of process for (ACC.5.1) 73



**Transfusion reactions** (COP.3.3) 128  
**Translation services, for accreditation survey,**  
 (APR.10) 38–39  
**Transplantation of organ and tissues.** *See* Organ  
 and tissue transplant services

## U

**Unannounced survey, permitted by hospital,**  
 (APR.4) 35–36  
**Universal Protocol for Preventing Wrong Site,  
 Wrong Procedure, Wrong Person Surgery™**  
 marking of surgical/invasive site, 49–50  
 preoperative verification process, 49  
 principles of, 49  
 sign-out process, 50  
 time-out preprocedure process, 50  
**Utility systems**  
 effective and efficient operation of (FMS.9)  
 250–251  
 electrical power  
   alternative sources for (FMS.9.2) 251–253  
   availability at all times (FMS.9.2) 251–253  
 inspection, maintenance, and improvement of  
 (FMS.9.1) 250–251  
 staff training to operate and maintain  
 (FMS.11.2) 254–255  
 system disruptions (FMS.9.2) 251–253  
 water. *See* Water systems

## V

**Vaccinations and immunizations for staff**  
 (SQE.8.2.1) 266–267  
**Validation survey,** 319  
**Verbal orders** (IPSG.2) 45–47  
**Verification of credentials, definition of,** 268–269

**Visitors**  
 management of risks to (FMS.2) 240–241  
 secure environment for (FMS.4.1) 242–243  
**Volunteers, orientation for** (SQE.7) 264

## W

**Waste disposal** (PCI.7.2) 199–200  
**Water systems**  
 alternative sources (FMS.9.2) 251–253  
 emergency system testing (FMS.9.2.1) 251–253  
 potable water available at all times (FMS.9.2)  
 251–253  
 quality monitoring (FMS.9.3) 253  
**Websites**  
 accreditation policies and procedures, 317  
 Joint Commission International, 3  
 for reporting patient safety or quality of care  
 concern, 39  
**Withdrawal from accreditation process,** 323  
**World Health Organization (WHO)**  
 Good Clinical Practice (GCP) standards, 316  
 hand hygiene guidelines (IPSG.5) 51  
 and high-alert medications, 47  
 identification of hazardous materials and waste  
 (FMS.5) 244–246  
 infection prevention and control guidelines  
 (PCI.3) 194–195  
 regulation and professional standards for clinical  
 studies (HRP.1) 310–311  
 Safe Surgery Checklist, 50  
 staff recruitment and development guidelines  
 (GLD.3.3) 216  
**Wrong-site surgery.** *See* Universal Protocol for  
 Preventing Wrong Site, Wrong Procedure,  
 Wrong Person Surgery™

